



US00D801044S

(12) **United States Design Patent** (10) **Patent No.:** **US D801,044 S**
Griffin et al. (45) **Date of Patent:** **** *Oct. 31, 2017**

(54) **EXERCISE MAT CARRYING STRAP**

Primary Examiner — Mitchell Siegel

(71) Applicants: **Elizabeth Griffin**, Grapevine, TX (US);
Laura Miller, Carrollton, TX (US)

(74) *Attorney, Agent, or Firm* — Warren V. Norred;
Norred Law, PLLC

(72) Inventors: **Elizabeth Griffin**, Grapevine, TX (US);
Laura Miller, Carrollton, TX (US)

(57) **CLAIM**

(*) Notice: This patent is subject to a terminal disclaimer.

We claim the ornamental design for an exercise mat carrying strap, as shown.

(**) Term: **14 Years**

DESCRIPTION

(21) Appl. No.: **29/453,992**

(22) Filed: **May 4, 2013**

(51) **LOC (10) Cl.** **03-01**

(52) **U.S. Cl.**
USPC **D3/254**

(58) **Field of Classification Search**
USPC D3/254, 315, 316, 318, 327, 328;
224/250, 259, 575, 602, 627; 482/148
CPC A45F 5/02; A45F 3/14
See application file for complete search history.

FIG. 1 is a three-quarters view of an exercise band showing my new design;
FIG. 2 is a front elevational view thereof;
FIG. 3 is a rear elevational view thereof;
FIG. 4 is a right side elevational view thereof;
FIG. 5 is a top plan view thereof;
FIG. 6 is a bottom plan view thereof;
FIG. 7 is a three-quarters view of a second embodiment of my exercise band;
FIG. 8 is a front elevational view thereof;
FIG. 9 is a rear elevational view thereof;
FIG. 10 is a right side elevational view thereof;
FIG. 11 is a front elevational view of a third embodiment of my exercise band;
FIG. 12 is a front elevational view of a fourth embodiment of my exercise band;
FIG. 13 is a front elevational view of a fifth embodiment of my exercise band;
FIG. 14 is a front elevational view of a sixth embodiment of my exercise band;
FIG. 15 is a front elevational view of a seventh embodiment of my exercise band;
FIG. 16 is a front elevational view of an eighth embodiment of my exercise band;
FIG. 17 is a front elevational view of a ninth embodiment of my exercise band; and,
FIG. 18 is a front elevational view of a tenth embodiment of my exercise band.


(56) **References Cited**

U.S. PATENT DOCUMENTS

265,742	A *	10/1882	Boteler	206/549
1,237,243	A *	8/1917	Conner	5/420
1,418,637	A *	6/1922	Flood	473/213
3,938,720	A *	2/1976	Vela	224/222
4,700,818	A *	10/1987	Orwin	190/27
D299,790	S *	2/1989	Paul	D3/316
D343,510	S *	1/1994	Langlois	D3/316
5,405,002	A *	4/1995	Troia	206/315.1
5,660,309	A *	8/1997	Belanger et al.	224/250
D390,704	S *	2/1998	Bloch	D3/327
5,762,242	A *	6/1998	Yost	224/250
5,788,132	A *	8/1998	Kuruc, Jr.	224/250
D522,242	S *	6/2006	Slaughter	D3/316
7,103,943	B2 *	9/2006	Lambert	24/298
D629,913	S *	12/2010	Beckwith et al.	D24/192
D650,586	S *	12/2011	Hutcheson	D3/316
D664,612	S *	7/2012	Pinskiy et al.	D21/662

(Continued)

1 Claim, 4 Drawing Sheets



(56)

References Cited

U.S. PATENT DOCUMENTS

D675,023	S *	1/2013	Colgan	D3/327
D686,737	S *	7/2013	Nasir	D24/190
2008/0116239	A1 *	5/2008	Lu	224/575
2008/0283566	A1 *	11/2008	Chace	224/602
2009/0057358	A1 *	3/2009	Cheesman	224/250
2011/0174857	A1 *	7/2011	King	224/602

* cited by examiner

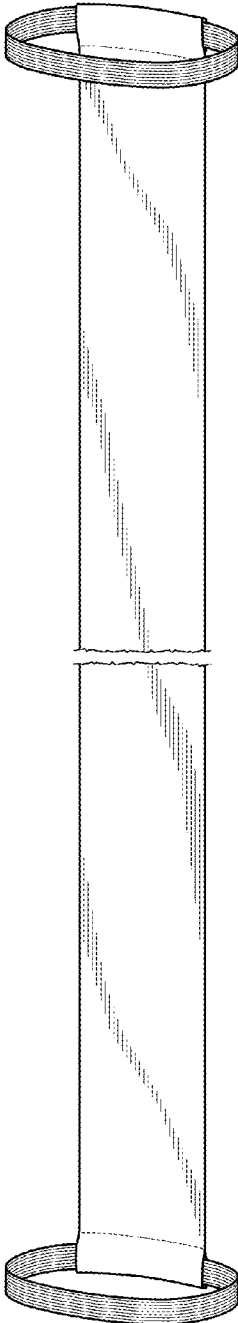


Fig.1

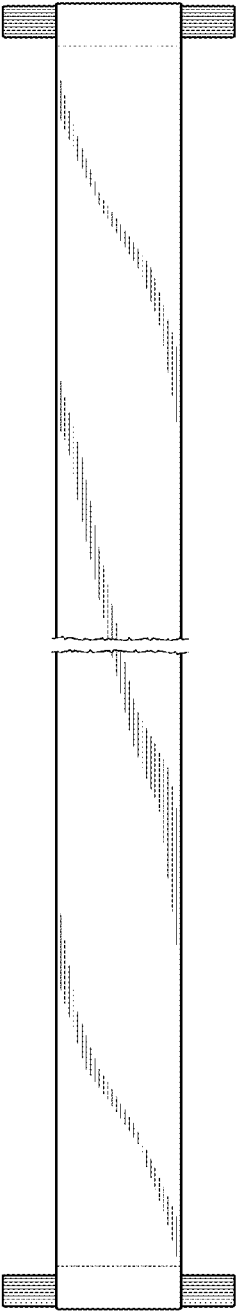


Fig.2

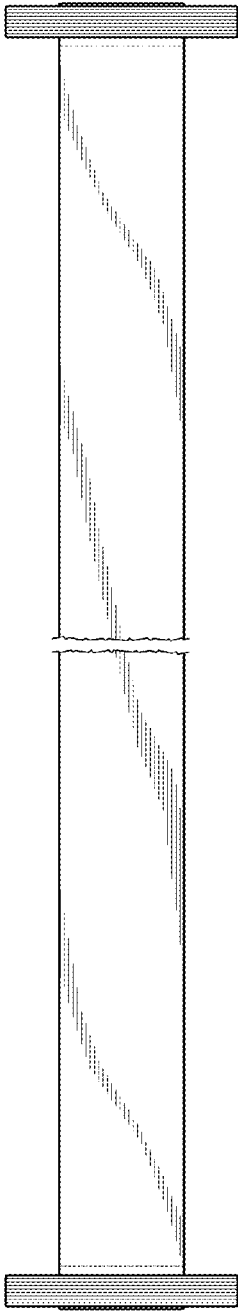


Fig.3

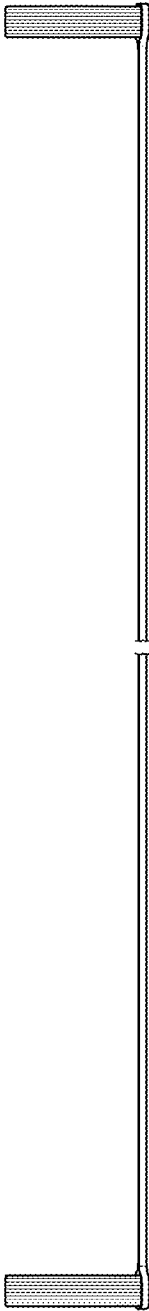


Fig.4



Fig.5




Fig.6




Fig.7




Fig.8




Fig.9




Fig.10




Fig.11

Fig.12

Fig.13

Fig.14




Fig.15

Fig.16

Fig.17

Fig.18