



US00D713749S

(12) **United States Design Patent**  
**Saubolle**

(10) **Patent No.:** **US D713,749 S**

(45) **Date of Patent:** **\*\* Sep. 23, 2014**

(54) **ELECTRONIC LEVEL INDICATOR**

(71) Applicant: **Malcolm Charles Saubolle**, Tillsonburg (CA)

(72) Inventor: **Malcolm Charles Saubolle**, Tillsonburg (CA)

(\*\*) Term: **14 Years**

(21) Appl. No.: **29/442,409**

(22) Filed: **Feb. 26, 2013**

(51) **LOC (10) Cl.** ..... **10-04**

(52) **U.S. Cl.**  
USPC ..... **D10/69**

(58) **Field of Classification Search**  
USPC ..... D10/69; 33/365, 366.11-366.27,  
33/367-391

See application file for complete search history.

(56) **References Cited**

U.S. PATENT DOCUMENTS

3,800,426	A	*	4/1974	Nakamura	.....	33/368
D320,360	S	*	10/1991	Kennedy	.....	D10/69
D326,420	S	*	5/1992	Reitano	.....	D10/69
D365,768	S	*	1/1996	Rodriguez	.....	D10/69

D388,719	S	*	1/1998	Kohner	.....	D10/69
D405,018	S	*	2/1999	Martin, Jr.	.....	D10/69
D453,479	S	*	2/2002	Greene	.....	D10/69
D489,011	S	*	4/2004	Carey	.....	D10/69

\* cited by examiner

*Primary Examiner* — Antoine D Davis

(57) **CLAIM**

The ornamental design for an electronic level indicator, as shown and described.

**DESCRIPTION**

FIG. 1 is a front elevational view of an electronic level indicator, as seen looking directly at the display face, showing my new design;

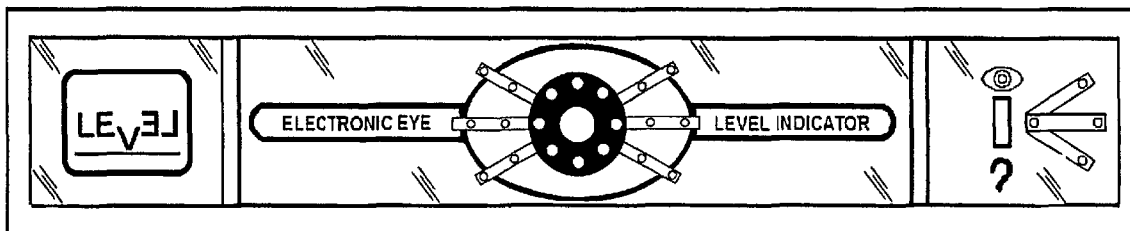
FIG. 2 is a top plan view thereof, the bottom plan view being identical;

FIG. 3 is a left side elevational view thereof, the elevation from the opposite side being identical; and,

FIG. 4 is a rear elevational view thereof.

There is a rectangular panel in the front of the product, with it's face in line and level with the face of the main body. A pictorial design is placed on the face of the panel (FIG. 1). A similar panel is on the back of the main body, showing a different design as shown in (FIG. 4).

**1 Claim, 1 Drawing Sheet**



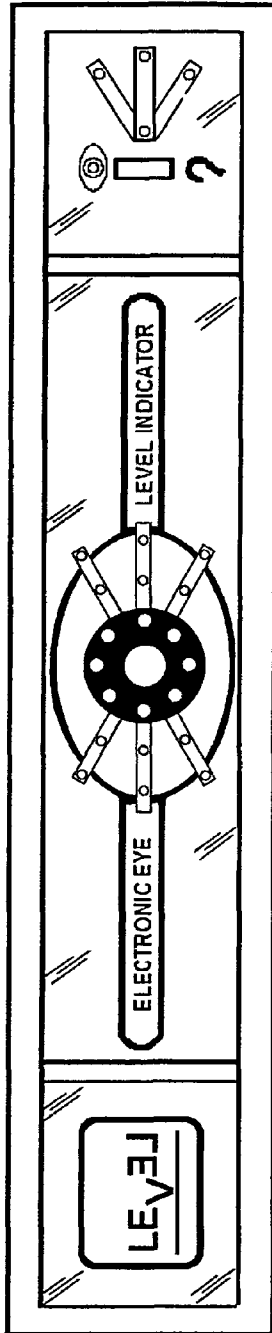


Fig. 1



Fig. 2

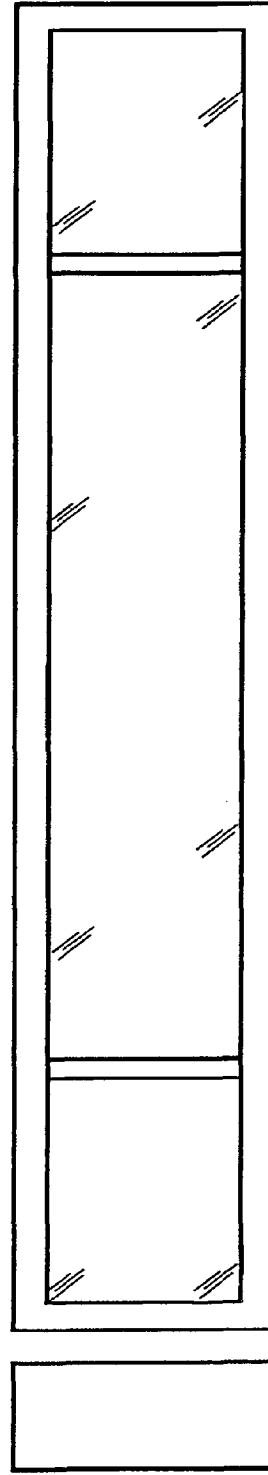


Fig. 3

Fig. 4