



US00D972740S

(12) **United States Design Patent**
Karvandi

(10) **Patent No.:** **US D972,740 S**

(45) **Date of Patent:** **** Dec. 13, 2022**

(54) **MASSAGE ROLLER**

(71) Applicant: **Kusha Karvandi**, Scottsdale, AZ (US)

(72) Inventor: **Kusha Karvandi**, Scottsdale, AZ (US)

(**) Term: **15 Years**

(21) Appl. No.: **29/864,311**

(22) Filed: **May 19, 2022**

(51) **LOC (13) Cl.** **28-03**

(52) **U.S. Cl.**

USPC **D24/211**; D21/691

(58) **Field of Classification Search**

USPC D24/215, 200, 211, 212, 213, 214, 107,
D24/133, 231, 184; D21/688, 662, 671,
D21/68, 689, 691, 685; D12/500, 502
CPC .. A61H 15/00; A61H 2015/0007; A61H 7/00;
A61H 7/001; A61H 2015/0042; A61H
2015/0064

See application file for complete search history.

(56) **References Cited**

U.S. PATENT DOCUMENTS

D396,111 S	7/1998	Chien	
D477,414 S	7/2003	Chen	
D527,830 S	9/2006	Chien	
D567,953 S *	4/2008	Fink	D24/200
D734,480 S	7/2015	Jones	
D751,724 S	3/2016	Nelson	
9,694,226 B1 *	7/2017	Vargas	A63B 21/4039
D804,048 S	11/2017	Winkley	
D818,139 S	5/2018	Marshall	
D819,149 S *	5/2018	Zhang	D21/691
D829,920 S	10/2018	Carpinelli	
D848,555 S *	5/2019	Chang	D21/688
D883,503 S *	5/2020	Pasquale	D24/211
D890,866 S	7/2020	Religa et al.	
D902,421 S	11/2020	Kim	
D903,137 S	11/2020	Pasquale	

D903,888 S *	12/2020	Pasquale	D24/211
D907,790 S	1/2021	Kim	
D919,107 S *	5/2021	Huang	D24/211
D934,357 S *	10/2021	Corres	D21/686
D949,359 S *	4/2022	Lebovic	D24/211
2015/0080774 A1 *	3/2015	Olaya	A61H 15/00 601/121
2016/0331628 A1 *	11/2016	Kuo	A61H 15/00
2017/0202729 A1 *	7/2017	Lin	A61H 15/0092
2020/0214928 A1 *	7/2020	Morris	A61H 1/00

OTHER PUBLICATIONS

Chirp—Foam Roller for Back Pain Relief. Date: Jun. 27, 2019. [online]. [Site visited Aug. 8, 2022]. Available from Internet URL: <https://www.amazon.com/dp/B07TLP86CW/> (Year: 2019).*
Mied—Yoga Wheel. Date: Jul. 31, 2020. [online]. [Site visited Aug. 8, 2022]. Available from Internet URL: <https://www.amazon.com/dp/B08F23BN6W/> (Year: 2020).*

(Continued)

Primary Examiner — Susan Bennett Hattan
Assistant Examiner — Landon Thomas Cassell
(74) *Attorney, Agent, or Firm* — Dunlap Bennett & Ludwig, PLLC

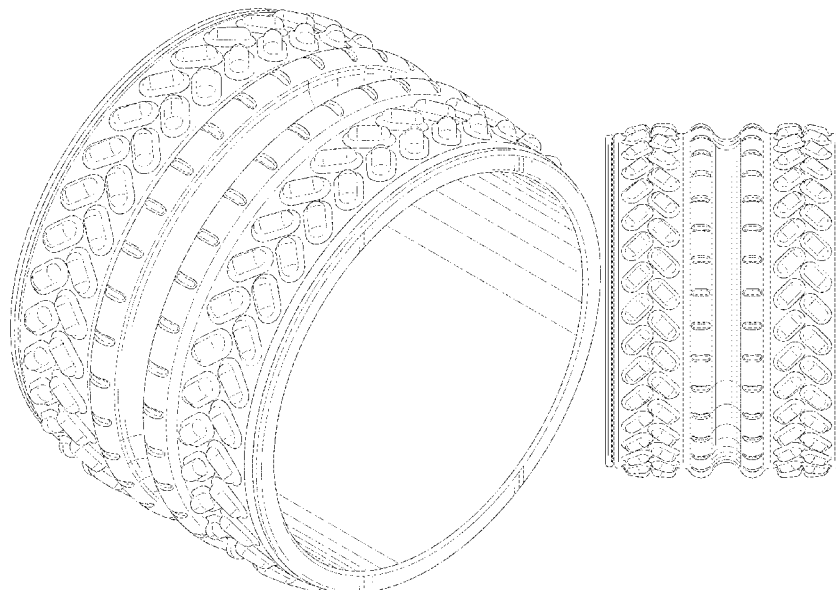
(57) **CLAIM**

The ornamental design for a massage roller, as shown and described.

DESCRIPTION

FIG. 1 is a top front perspective view of a massage roller showing my new design;
FIG. 2 is a front elevation view thereof;
FIG. 3 is a rear elevation view thereof;
FIG. 4 is a top elevation view thereof;
FIG. 5 is a bottom elevation view thereof; and,
FIG. 6 is a right elevation view thereof, with the left elevation view being a mirror image thereof.

1 Claim, 4 Drawing Sheets



(56)

References Cited

OTHER PUBLICATIONS

Massagers. (Design—©Questel) orbit.com. [Online PDF compilation of references] 14 pgs. Print Dates Range Sep. 6, 2019-Nov. 26, 2021 [Retrieved Aug. 8, 2022] <https://www.orbit.com/export/UCZAH96B/pdf4/996a5dbb-5d8d-4e25-96f9-089c7c658ec4-173651.pdf> (Year: 2022).*

* cited by examiner

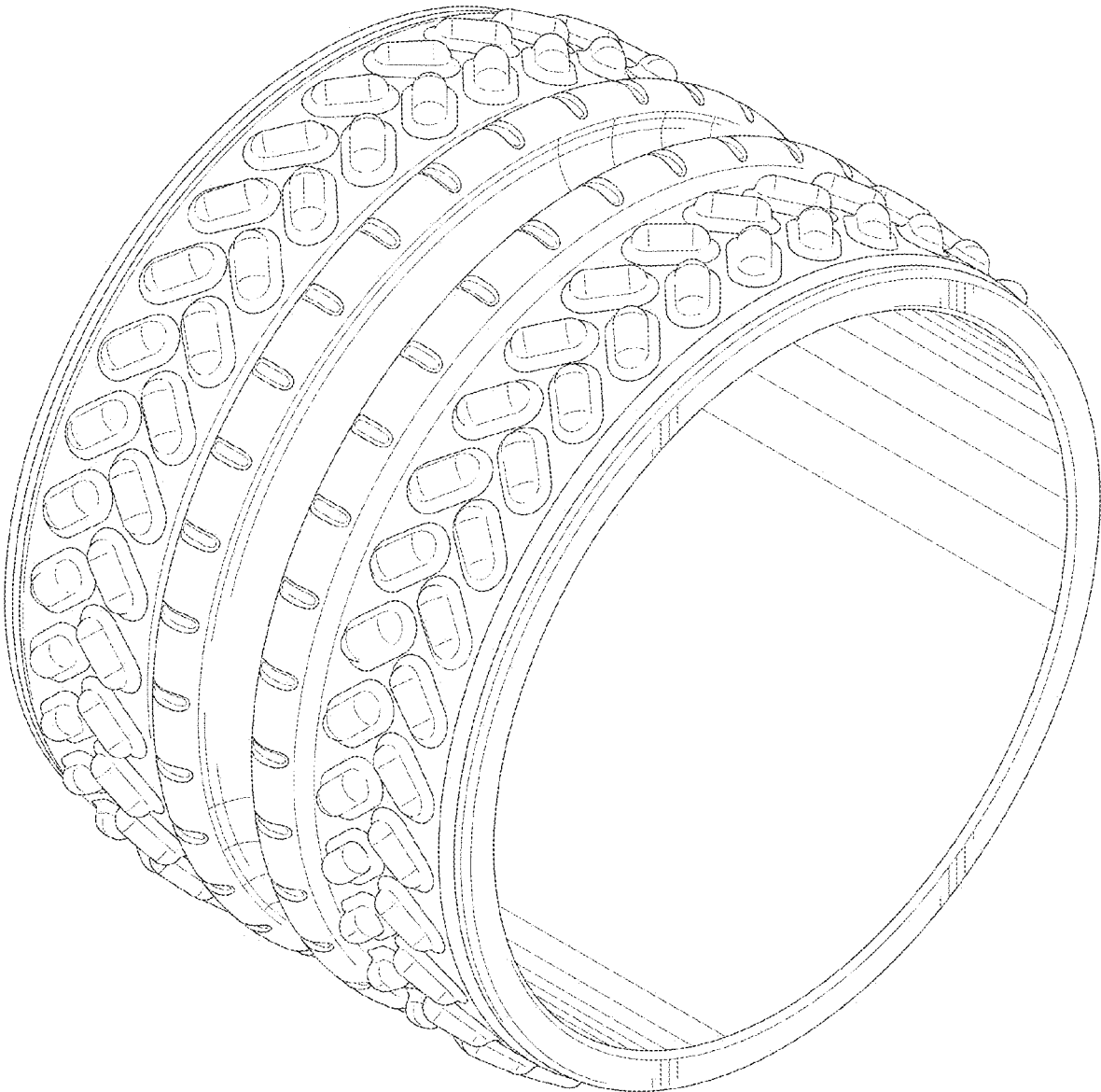


FIG.1

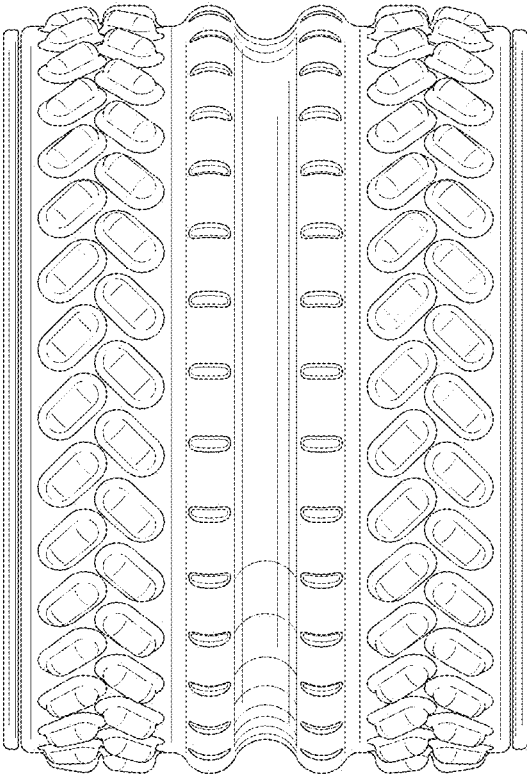


FIG. 2

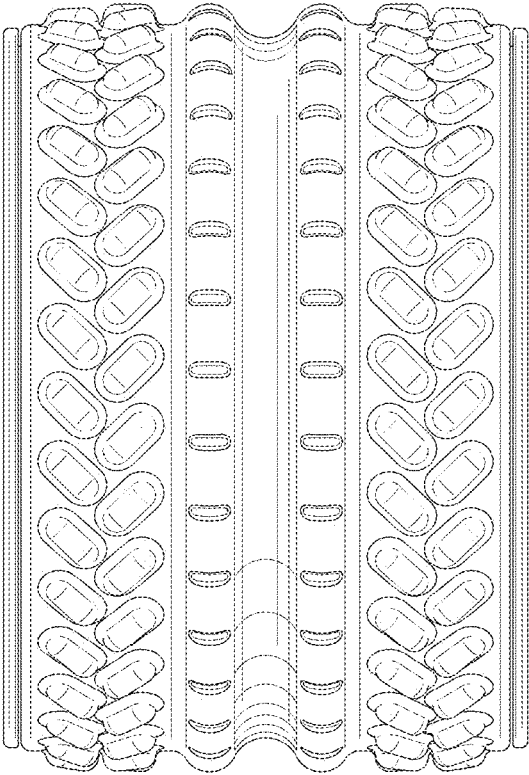


FIG. 3

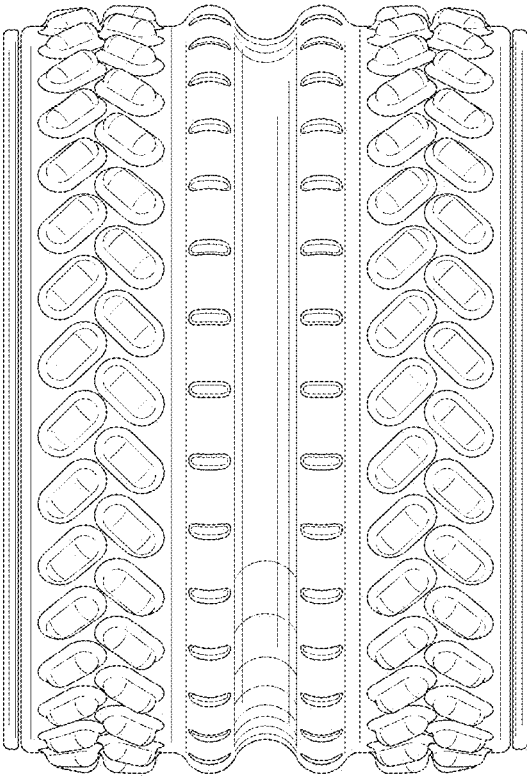


FIG. 4

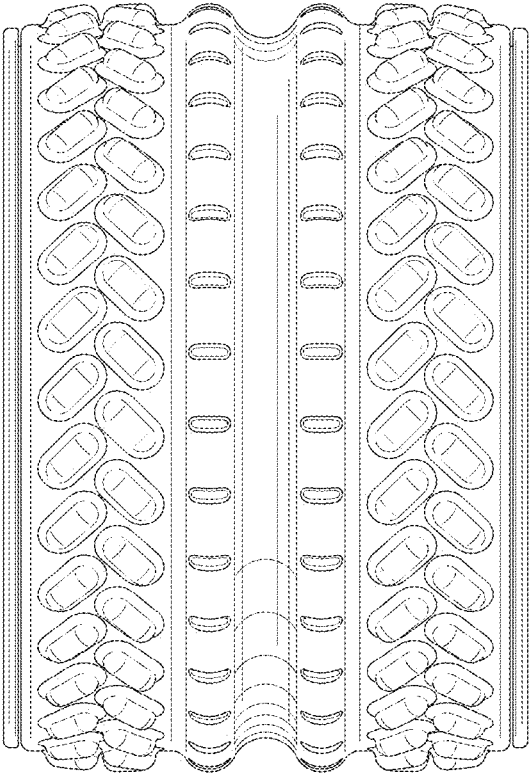


FIG. 5

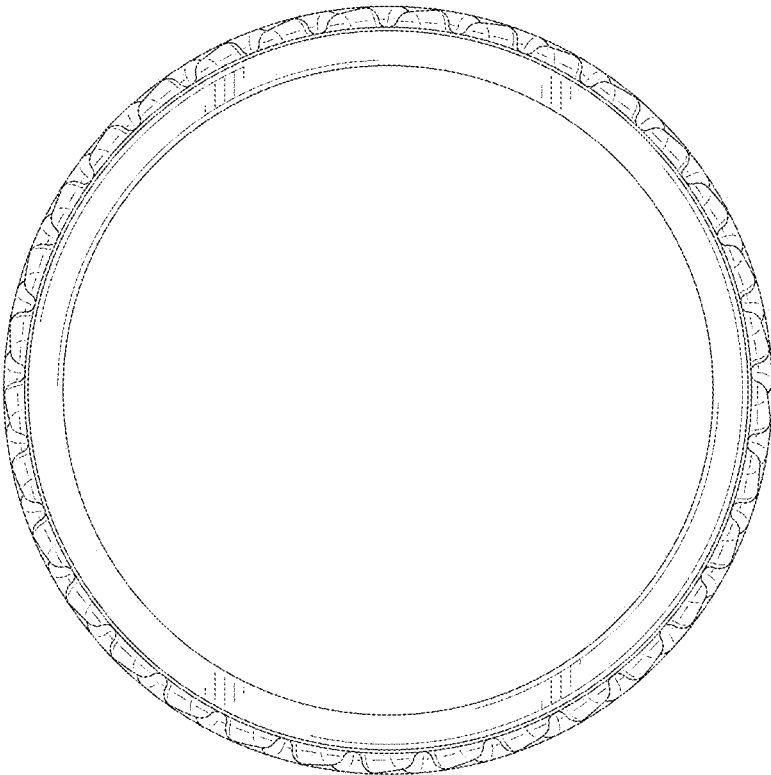


FIG.6