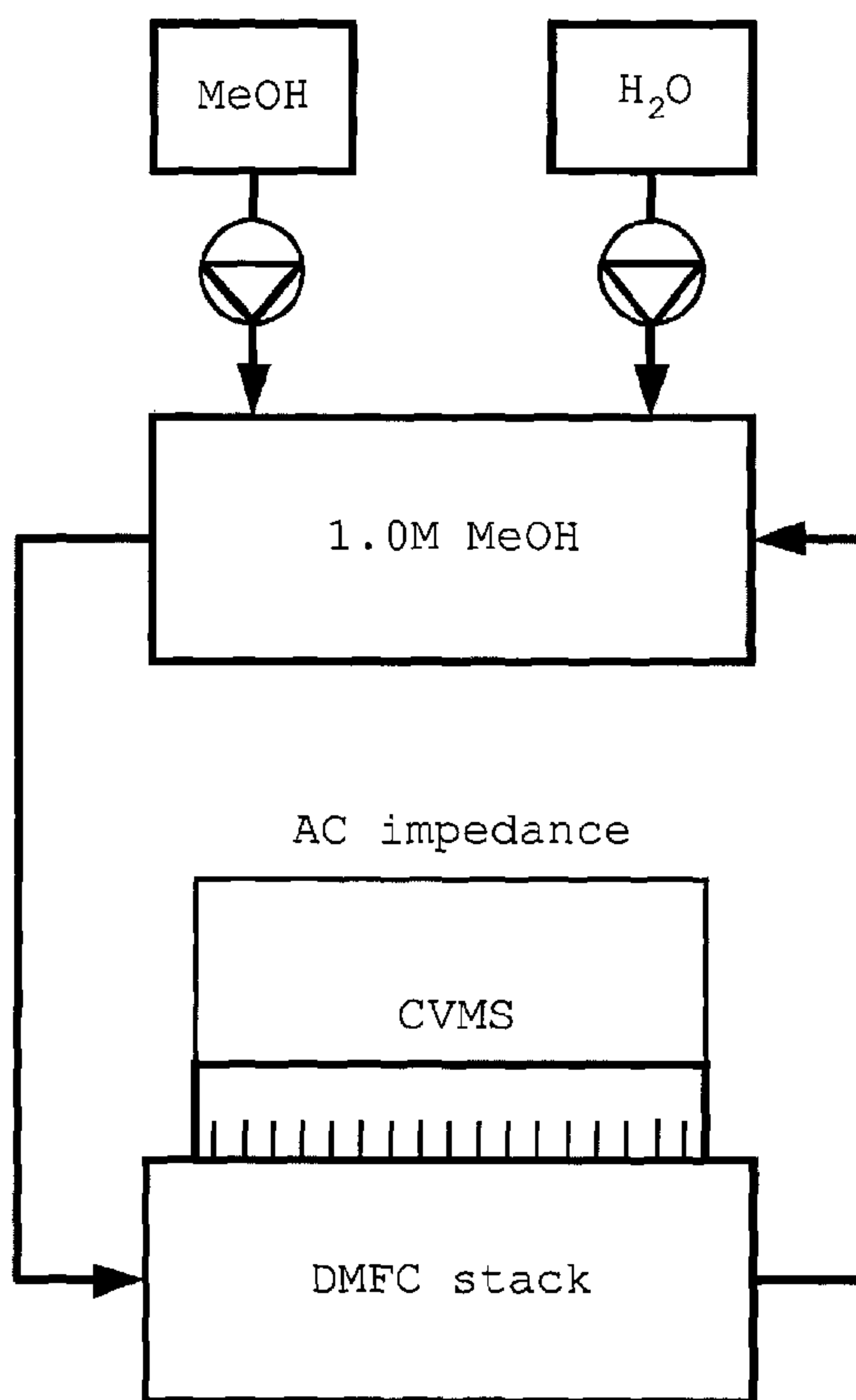




(86) Date de dépôt PCT/PCT Filing Date: 2009/04/24
 (87) Date publication PCT/PCT Publication Date: 2009/10/29
 (45) Date de délivrance/Issue Date: 2013/09/17
 (85) Entrée phase nationale/National Entry: 2010/10/22
 (86) N° demande PCT/PCT Application No.: EP 2009/055008
 (87) N° publication PCT/PCT Publication No.: 2009/130325
 (30) Priorité/Priority: 2008/04/24 (US61/047,458)

(51) Cl.Int./Int.Cl. *H01M 8/04* (2006.01),
H01M 8/10 (2006.01)
 (72) Inventeurs/Inventors:
ODGAARD, MADELEINE, DK;
YDE-ANDERSEN, STEEN, DK
 (73) Propriétaire/Owner:
IRD FUEL CELLS A/S, DK
 (74) Agent: BORDEN LADNER GERVAIS LLP

(54) Titre : PROCÉDE ET SYSTÈME PERMETTANT DE DETERMINER ET DE CONTROLER LA CONCENTRATION EN METHANOL DANS UNE PILE DMFC SUR LA BASE DE MESURES D'IMPEDANCE
 (54) Title: METHOD AND SYSTEM FOR DETERMINING AND CONTROLLING METHANOL CONCENTRATION IN DMFC BASED ON IMPEDANCE MEASUREMENTS



(57) Abrégé/Abstract:

Methods and systems for electrical determination and adjustment of the fuel concentration in direct methanol fuel cells (DMFC) are provided. The method consist in measuring the alternating current impedance of the fuel cell and comparing with predetermined impedances as a function of methanol concentration.



(12) INTERNATIONAL APPLICATION PUBLISHED UNDER THE PATENT COOPERATION TREATY (PCT)

(19) World Intellectual Property Organization
International Bureau(43) International Publication Date
29 October 2009 (29.10.2009)(10) International Publication Number
WO 2009/130325 A1(51) International Patent Classification:
H01M 8/04 (2006.01) *H01M 8/10* (2006.01)(21) International Application Number:
PCT/EP2009/055008(22) International Filing Date:
24 April 2009 (24.04.2009)

(25) Filing Language: English

(26) Publication Language: English

(30) Priority Data:
61/047,458 24 April 2008 (24.04.2008) US(71) Applicant (for all designated States except US): **IRD FUEL CELLS A/S** [DK/DK]; Kullengade 31, Svendborg, DK-5700 Denmark (DK).

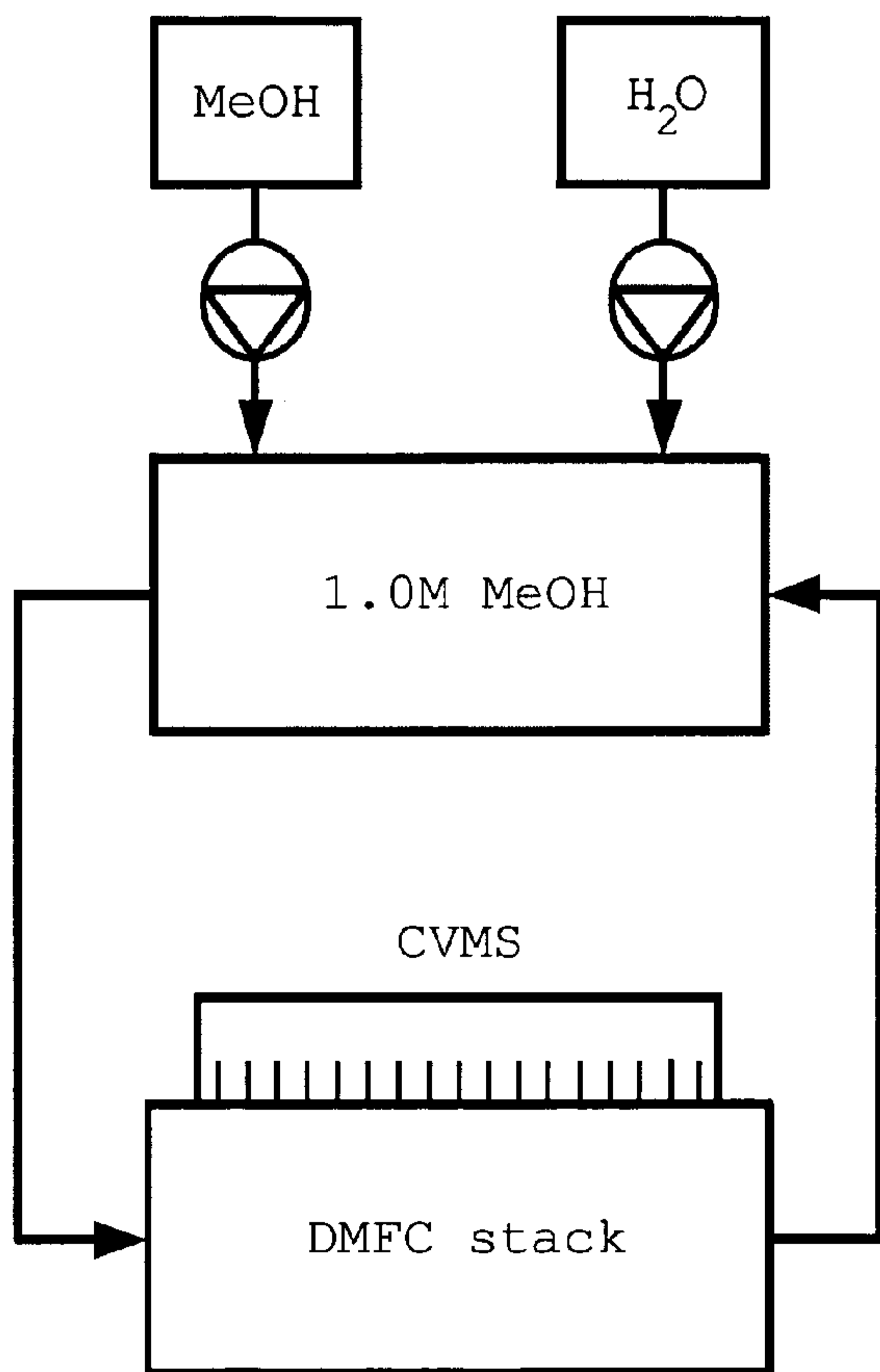
(72) Inventors; and

(75) Inventors/Applicants (for US only): **ODGAARD, Madeleine** [DK/DK]; Ahlefeldtsvej 14, Odense M, DK-5230 Denmark (DK). **YDE-ANDERSEN, Steen** [DK/DK]; Strandhuse 56, Svendborg, DK-5700 Denmark (DK).(74) Agents: **AINSCOW, Georgina** et al.; Caparo House, 101-103 Baker St, London Greater London W1U 6FQ (GB).

(81) Designated States (unless otherwise indicated, for every kind of national protection available): AE, AG, AL, AM, AO, AT, AU, AZ, BA, BB, BG, BH, BR, BW, BY, BZ, CA, CH, CN, CO, CR, CU, CZ, DE, DK, DM, DO, DZ, EC, EE, EG, ES, FI, GB, GD, GE, GH, GM, GT, HN, HR, HU, ID, IL, IN, IS, JP, KE, KG, KM, KN, KP, KR, KZ, LA, LC, LK, LR, LS, LT, LU, LY, MA, MD, ME,

[Continued on next page]

(54) Title: METHOD AND SYSTEM FOR DETERMINING AND CONTROLLING METHANOL CONCENTRATION IN DMFC BASED ON IMPEDANCE MEASUREMENTS

**FIG. 3**

(57) Abstract: Methods and systems for electrical determination and adjustment of the fuel concentration in direct methanol fuel cells (DMFC) are provided. The method consist in measuring the alternating current impedance of the fuel cell and comparing with predetermined impedances as a function of methanol concentration.

WO 2009/130325 A1

WO 2009/130325 A1

MG, MK, MN, MW, MX, MY, MZ, NA, NG, NI, NO, NZ, OM, PG, PH, PL, PT, RO, RS, RU, SC, SD, SE, SG, SK, SL, SM, ST, SV, SY, TJ, TM, TN, TR, TT, TZ, UA, UG, US, UZ, VC, VN, ZA, ZM, ZW.

(84) Designated States (*unless otherwise indicated, for every kind of regional protection available*): ARIPO (BW, GH, GM, KE, LS, MW, MZ, NA, SD, SL, SZ, TZ, UG, ZM, ZW), Eurasian (AM, AZ, BY, KG, KZ, MD, RU, TJ,

TM), European (AT, BE, BG, CH, CY, CZ, DE, DK, EE, ES, FI, FR, GB, GR, HR, HU, IE, IS, IT, LT, LU, LV, MC, MK, MT, NL, NO, PL, PT, RO, SE, SI, SK, TR), OAPI (BF, BJ, CF, CG, CI, CM, GA, GN, GQ, GW, ML, MR, NE, SN, TD, TG).

Published:

— *with international search report (Art. 21(3))*

**METHOD AND SYSTEM FOR DETERMINING AND CONTROLLING METHANOL
CONCENTRATION IN DMFC BASED ON IMPEDANCE MEASUREMENTS**

5

Field of the Invention

The present invention relates to methods and systems
10 for electrical determination and adjustment of the fuel
concentration in a direct alcoholic fuel cell such as a
direct methanol fuel cell (DMFC).

Background of the Invention

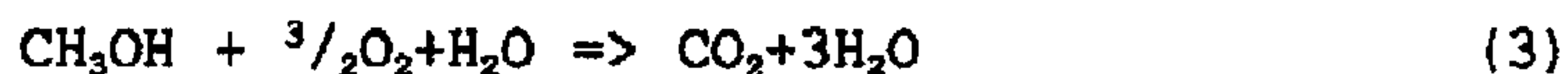
15 Direct alcoholic fuel cells convert an alcohol fuel to
hydrogen ions and carbon dioxide internally through a
reaction analogous to the following for a direct methanol
fuel cell:



20 Hydrogen ions are conducted from the anode through the
polymer electrolyte. Electrons are conducted to the
cathode through the external electric circuit where oxygen
is reduced to water according to the reaction:



25 The complete electrochemical reaction is:



As shown by this reaction, the fuel cell relies on the
presence of liquid water to efficiently conduct the
protons. The theoretical voltage of the fuel cell based
30 upon this chemistry is 1.18 V.

The hydrogen ion conducting membrane separating the
anode and the cathode of the fuel cell is an acidic proton
conducting polymer selected from commercially available

solid polymer electrolytes such as NAFION (a sulfonated tetrafluorethylene copolymer; DuPont Fuel Cells, Fayetteville, NC, USA), Flemion (a perfluorinated carboxylic acid membrane), and ACIPLEX-S
5 (perfluorosulfonated ionomer membrane, Asahi Chemical Company, Kawasaki, Japan).

Maintenance of fuel cell efficiency depends on the ability to retain the methanol solution in the methanol fuel compartment on the anode side of the membrane,
10 adequate fuel replenishment and on a low internal resistance in the cell.

Methanol diffusion through the electrolyte membrane causes a phenomena known as "chemical short circuiting" of the fuel cell. Methanol which reaches the cathode reacts
15 wastefully with oxygen in a similar fashion to reaction (3). However, in this wasteful reaction electrons do not traverse the external electrical circuit and cannot provide useful electrical energy. This situation is aggravated when methanol concentrations in the anode fuel
20 compartment are raised because a high methanol concentration is a driving force for diffusion of methanol through the membrane.

On the other hand, maintenance of the electrochemical reaction rates depends on the supply of adequate methanol.
25 Denudation of the methanol concentration leads to reduced power generation.

In a DMFC stack, the fuel is circulated through the stack and depleted fuel is returned to the fuel compartment. Since part of the methanol is used by the
30 electrochemical reaction, the methanol concentration in the compartment is reduced. Consequently, the individual cell and whole stack impedance will change unless the methanol concentration is maintained. The methanol concentration increases when water is lost thereby resulting in
35 impedance increase.

It is therefore desirable to control methanol concentration in fuel cells in order to optimize efficiency of the DMFC stack and maintain output.

Satisfactory control can be achieved by measuring the
5 methanol concentration and compensating for methanol consumption. Consumption of fuel can be calculated on the basis of the electrical charge transferred. The methanol concentration can be maintained at a specified level by addition of water as diluent or addition of alcohol as a
10 concentrate or as a pure substance.

Water and methanol can evaporate from the fuel tank, thereby affecting the methanol concentration. In addition, methanol is lost by diffusion through the polymer electrolyte membrane (PEM) to the cathode side.
15 These concentration changes can be significant and may cause large deviations from the ideal alcohol concentration.

Conventionally, methanol concentration changes caused by the other mechanisms are detected by intrusive sampling
20 and measurement techniques based on various principles such as refractive index of the liquid, the speed of sound in the liquid and the liquid density. A sensor may conveniently be placed, for example, in the fuel reservoir or in the channels connecting the fuel reservoir and the
25 fuel cell stack. The properties measured depend on the composition of the liquid. However, the properties measured are affected by the presence of CO₂ bubbles in the liquid and the signal is prone to inaccuracies caused by gaseous inclusions yielding unreliable measurements.

30 A general teaching of electrochemical impedance spectroscopy (EIS) is provided by Gamry Instruments (Warminster, PA, USA) at gamry with the extension .com/App Notes/EIS Primer/EIS Primer 2007.pdf of the world wide web.

EP1820040 discloses methods for detecting and indicating faulty conditions in electrochemical cells.

U.S. Patent 7,201,980 discloses a fuel cell apparatus and method for feeding fuel to a fuel cell wherein
5 information on the methanol concentration detected by a concentration sensor is sent to a controller and referred to when the fuel mixer adjusts the methanol concentration of the mixed solution. The concentration sensor provided immediately before the fuel cell is disclosed to achieve
10 power generation while detecting the substantial methanol concentration of the mixed solution fed to the fuel cell.

U.S. Patent 6,824,899 discloses apparatus and methods for regulating methanol concentration in a direct methanol fuel cell system without the need for a methanol
15 concentration sensor. One or more operating characteristics of the fuel cell, such as the potential across the load, open circuit potential, potential at the anode proximate to the end of the fuel flow path and short circuit current of the fuel cell, are used to actively
20 control the methanol concentration.

U.S. Patent 6,794,067 discloses a direct oxidation fuel cell system in which the source fuel is diluted with a diluting fluid prior to entering the fuel cell. For a DMFC in which the methanol source fuel is diluted with
25 water, the dielectric constant of the fuel mix comprising the source fuel and the diluting fluid is measured to determine the relative proportions of source fuel and diluting fluid within this fuel mix. This measurement is then used in a feedback loop to control the subsequent
30 mixing of the source fuel with the diluting fluid, and in particular, to adjust the mix in the event the fuel mix is too rich or too dilute as compared to a desired mixing proportion. Additionally, a second dielectric constant measurement is used to determine

the source fuel level of a fuel tank providing source fuel to the fuel cell. An optional telecommunications link is used to automatically order a source fuel refill when the source fuel runs low.

5 U.S. Patent 6,698,278 discloses a method for indirect measurement of fuel concentration in a liquid feed fuel cell wherein fuel concentration in the fuel stream is calculated as a function of the observed current, the temperature of the fuel stream entering the fuel cell
10 stack, and the temperature of the fuel cell stack itself, thereby eliminating the need for a separate sensor.

Summary of the Invention

The present invention provides an external,
15 nonintrusive system and method to monitor and control methanol concentrations via electrochemical impedance spectroscopy (EIS) in an operating DMFC system. The methods and systems of the present invention assess the cell operating condition, and in particular the methanol
20 concentration, during full operation without or with minimal interruption. In the present invention, electrodes are incorporated directly in the fuel line in contact with the methanol/water circuit. These electrodes provide the data necessary for control of the methanol
25 concentration in the fuel feed.

An aspect of the present invention relates to a method for electrically measuring a fuel cell stack during operation, said method comprising perturbing the fuel cell stack during operation by applying an alternating voltage
30 (V_{AC}) overlying the output voltage of the fuel cell stack and measuring the electrical current response characteristics of the fuel cell stack. Alternating current (AC) impedance measurement can be carried out without interruption of the electrical load. The results
35 obtained from the AC response

measurements may be optionally combined or supplemented by direct voltage measurement techniques. The measurement techniques are applied in order to control and adjust the methanol concentration in the cell by either adding pure 5 methanol or pure water to the fuel compartment.

Another aspect of the present invention relates to a system comprising a fuel cell stack, a means for measuring and recording AC impedance, a means for measuring and recording direct current (DC) and a means for adjusting 10 the methanol or water content of the fuel cell stack based upon the AC impedance and DC measurements.

Brief Description of the Figures

Figure 1 is a line graph showing the open cell voltage 15 (OCV) as function of the methanol concentration in a DMFC.

Figure 2 is a line graph comparing the OCV as function of time for a DMFC with a 1M methanol concentration and a 2M methanol concentration.

Figure 3 is a diagram of key components in a DMFC 20 system.

Figure 4 is a diagram showing the key components in the DMFC system as depicted in Figure 3 and also inclusive of an AC measuring system capable of measuring the AC impedance at a fixed frequency in accordance with the 25 present invention.

Figure 5 is a line graph showing AC impedance as function of the frequency of the applied AC signal and various methanol concentrations. Impedance as a function of frequency at a methanol concentration of 0.5 M is 30 depicted by closed diamonds; impedance as a function of frequency at a methanol concentration of 1M is depicted by closed squares; impedance as a function of frequency at a methanol concentration of 2.0 M is depicted by closed triangles.

Detailed Description of the Invention

The present invention relates to methods and systems for determining deviation of fuel concentrations in a DMFC by detection and quantification of a combination of 5 electrical measurements.

A fuel cell stack is composed of a plurality of single cells connected in series. The cell impedance of a single cell of the stack consists of an ohmic and a reactive component. The reactive component of the 10 impedance measured depends largely on the capacitive conditions in the cell. AC impedance analysis has been used to analyze electrochemical reactions in cells.

It has now been found that AC impedance analysis can be applied for the purpose of analyzing fuel concentration 15 during uninterrupted operation.

Figure 1 shows cell voltage measured as function of the methanol concentration [MeOH]. As shown, the open cell voltage (OCV) decreases as the methanol concentration increases. Since higher energy content is associated with 20 a higher cell voltage, a lower methanol concentration is beneficial for the energy output from the cell. However, at high loads, insufficient methanol mass transfer to the reaction sites limits power and efficiency. Power and efficiency would be expected to be enhanced at elevated 25 methanol concentration. However, increasing methanol concentration raises the concentration gradient that drives methanol diffusion through the permeable electrolyte membrane. This leads to increased methanol diffusion and ensuing chemical short circuiting. A methanol 30 concentration of approximately 1M has been found to be the optimum concentration.

Figure 2 shows an example of an OCV versus time curve for an unloaded fuel cell for methanol concentrations of 1M

and 2M. As shown, initially the OCV for a 2M methanol concentration is higher than the approximately 0.8 Volts obtained using a 1M concentration. Hereafter, the voltage falls to approximately 400 mV and remains a constant. The methanol concentration deviates from the nominal 1M level. Thus, the OCV will subsequently deviate from the initial OCV measurement, dependent on the current methanol concentration.

Figure 3 shows the principal components of a conventional DMFC system. As shown therein, the system comprises a fuel cell stack **2** consisting of stacked, series connected, single cells, a methanol fuel solution reservoir **3**, a reservoir for pure methanol **4**, a reservoir for pure water **5**, and a Cell Voltage Monitoring System (CVMS) **6** which monitors the voltages of the individual cells as well as the voltage of the entire fuel cell stack via direct connections to each separator plate.

The present invention provides methods and systems modified to determine deviation of fuel concentrations in a DMFC by detection and quantification of AC impedance.

In one embodiment, the present invention provides methods and systems, which apply AC measurement to the fuel cell. In this embodiment, as depicted in Figure 4, each cell of the fuel cell stack is connected electrically using a cell voltage monitoring system (CVMS) **6** with a frequency response analyzer. Alternating impedance **7** is applied by connecting an overlying superimposed AC signal directly to the end terminals of the stack or to any single cell or contiguous group of cells, typically as alternating voltage with an amplitude between 5-25 mV. The AC impedance measurement equipment is connected to either the graphite plates of a single cell or the whole stack at the terminals. The impedance is measured in the frequency range of between

0.1 Hz and 10 kHz. Exemplary equipment used to make these measurements comprises an Electrochemical Workstation Model No. IM6 supplied by ZAHNER-Elektrik GmbH & CoKG (Thueringer Strasse 12 D-96317 Kronach. Federal Republic of Germany; see zahner with the extension .de/workstations.html of the world wide web). The workstation incorporates an integrated frequency generator, a phase-sensitive detector, a lock-in amplifier, and a frequency response analyzer. Electrochemical Impedance Spectroscopy (EIS) equipment is commercially available from a wide range of suppliers including, but not limited to, Solartron Analytical (Unit B1, Armstrong Mall, Southwood Business Park, Farnborough, Hampshire, GU14 0NR, UK; see solartronanalytical with the extension .com/index.htm of the world wide web) and Princeton Applied Research EG&G (801 S. Illinois Ave., Oak Ridge, TN, 37830). The EIS equipment generates an AC signal that is connected via a low impedance connector to the separator plates of a single cell, a contiguous number of single cells, a sequential group of individual cells or to the whole stack. The response signal is detected via the CVMS system which has a high impedance, low voltage drop and loss, and voltage measuring capability.

The impedance measurement is used for identification and quantification of the physical phenomena which influence fuel cell performance. The alternating current signal can be modulated in a manner which facilitates the analysis of the response signal. The signal may optionally be of sinusoid form or alternatively be a steep voltage flank, such as a square wave, which enables analysis of transient electrochemical effect by means of fast Fourier Transforms and other mathematical analysis techniques.

In one embodiment, a small AC voltage signal is superimposed on a DC electromotive force supplied by the

fuel cell. A response is sensed in the charge transfer rate which is a complex function of ohmic and reactive processes in the fuel cell. By variation of the superimposed AC frequency, diagnostic data is obtained 5 from the current signal. The AC current response signal is characterized by the amplitude and phase shift and is dependent on the relaxation time of the various coupled processes taking place in the fuel cell. The AC current response signal is analyzed using established functional 10 transforms such as Fast Fourier or other mathematical analysis techniques of sinusoidal functions. Effects of reaction kinetics, mass-transport processes and ionic conductivity care are discerned and evaluated as each characteristic electrochemical process occurs with specific 15 time-scale characteristics. A deviation from the nominal methanol concentration is indicated as a characteristic phase shift component of the response signal. Methanol concentration is detected using an applied superimposed voltage signal in the frequency range between 0.1-10 Hz 20 and with an amplitude of 5 mV.

An embodiment for measurement of impedance is as follows:

The AC impedance at a fixed frequency close to 1 Hz is measured at regular time intervals during operation of the 25 fuel cell. The phase angle is obtained automatically from the EIS equipment and represents the phase angle difference between the applied voltage driver signal and the response current. The phase angle for any applied frequency is then compared to an established standard 30 curve of phase angle as a function of methanol concentration. The comparison indicates the methanol concentration deviation from the optimal nominal value of 1M. Lower impedance is indicative of a lower methanol concentration, while a higher impedance

is indicative of the methanol concentration exceeding the nominal value. The methanol concentration is then adjusted by adding either pure methanol or water depending on the impedance measurement in an effort to re-establish the optimal concentration of 1M. Such feed-back control processes are well known to those skilled in the art and are amenable to be effectuated automatically using established and conventional control techniques.

The methanol concentration can be measured periodically. While various suitable intervals can be used, it has been found that every 5 minutes is convenient and suitable. Control measurements can also be continual and corresponding automatic corrections of the methanol concentration can be made using conventional means for trend leveling and detection of spurious results.

The impedance measured as a function of the AC applied frequency for cells with different methanol concentrations is shown in Figure 5.

Methanol and water are added according to the load(current), which can be calculated from the electrochemical reaction. Because of methanol and water crossover and evaporation, the amount does not always comply with 1M Methanol. This variation in concentration in the fuel tank can cause low fuel cell stack performance. If the amount of fuel in the fuel tank decreases due to methanol and water crossover or evaporation, an amount of water and methanol is added to comply with 1M Methanol.

In another embodiment, a supplementary DC technique is added and a combination of DC and AC methods are used to monitor fuel concentration. It is conventional practice to monitor the cell voltage and internal cell resistance in DMFC cells via DC measurements requiring a brief interruption of the electrical load on the fuel cell stack.

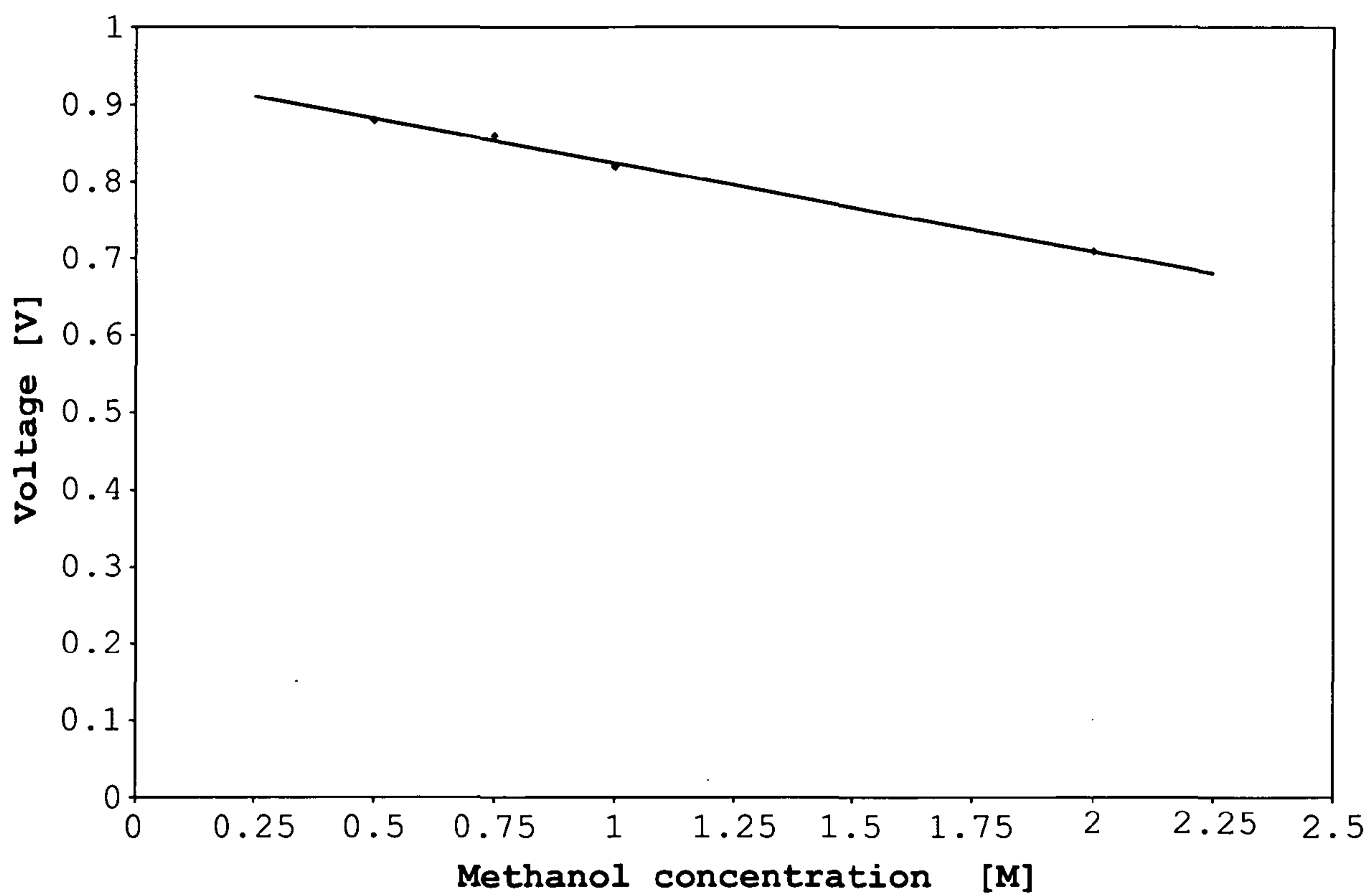
Accordingly, in the present invention, DC measurements are facilitated by using equipment already conventionally fitted in an operational fuel cell system. In this embodiment of the present invention, AC impedance and 5 supplementary DC measurements are combined to provide a diagnostic tool for single cell or stack management which measures methanol concentration in the single cell and assessment of the condition of any cell or the whole stack. Routine control is made using AC measurement.

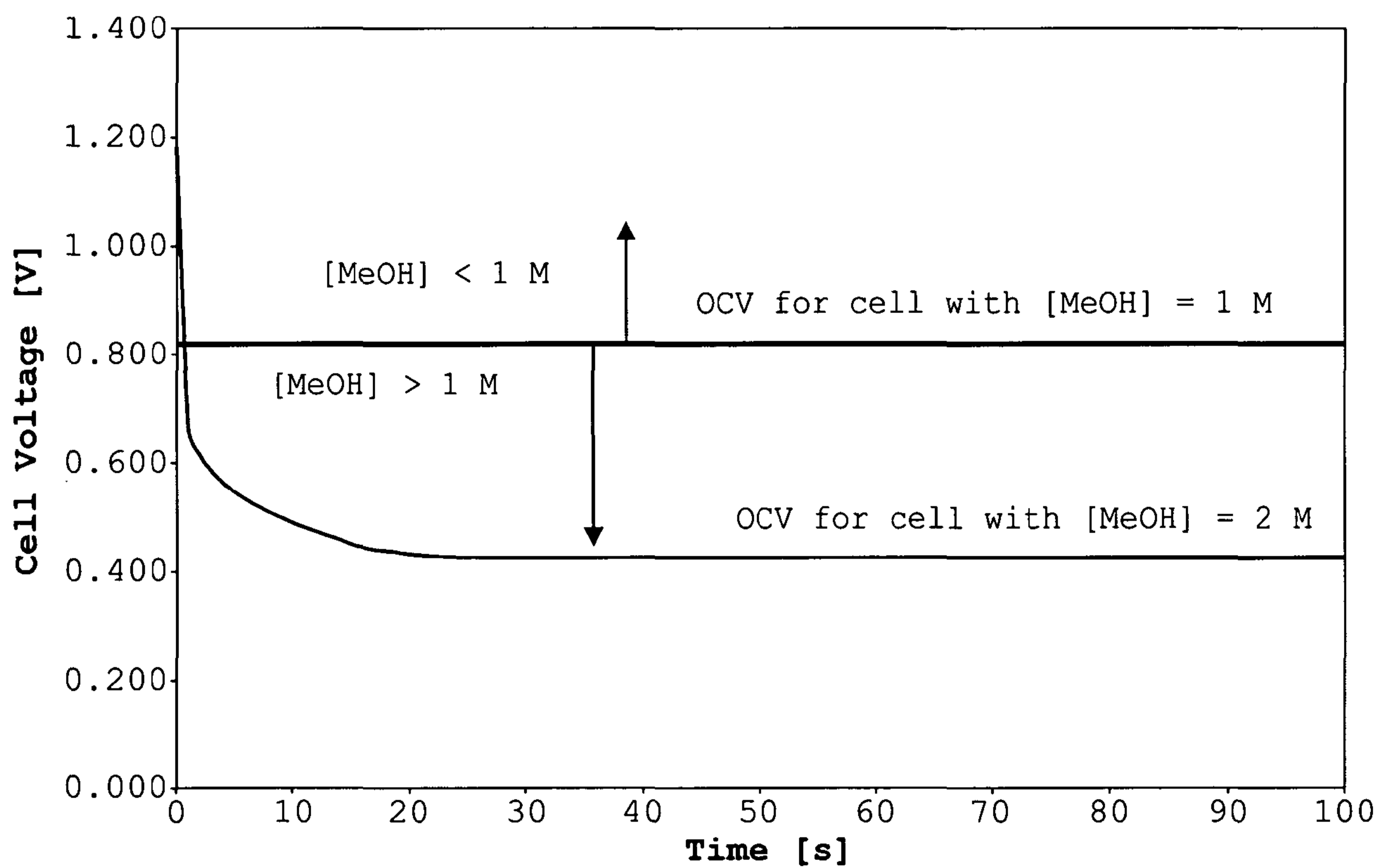
10 However, when greater accuracy is required and/or there arises a need for advanced diagnostics of the performance of a single cell, a region of cells, or the whole stack, DC measurements can be made to determine more precisely the condition of the cells and the corresponding methanol 15 concentration. In this embodiment, to control the methanol concentration by the DC method, the fuel cell stack is subject to brief periodical load interruptions followed by measurements of the resulting voltage transients of the entire fuel cell stack. The period 20 between the interruptions is typically about 5 minutes, and the interruptions typically have a duration in the range of 1-5 milliseconds. The corresponding voltage transients are measured and digitally logged and compared to the initial open cell voltage of the stack. According 25 to the measured transient voltage, either methanol or water may be automatically added to the fuel reservoir. If the measured transient is lower than the initial open cell voltage, the methanol concentration is too low, and methanol is added to the fuel reservoir, while water is 30 added if the opposite is the case.

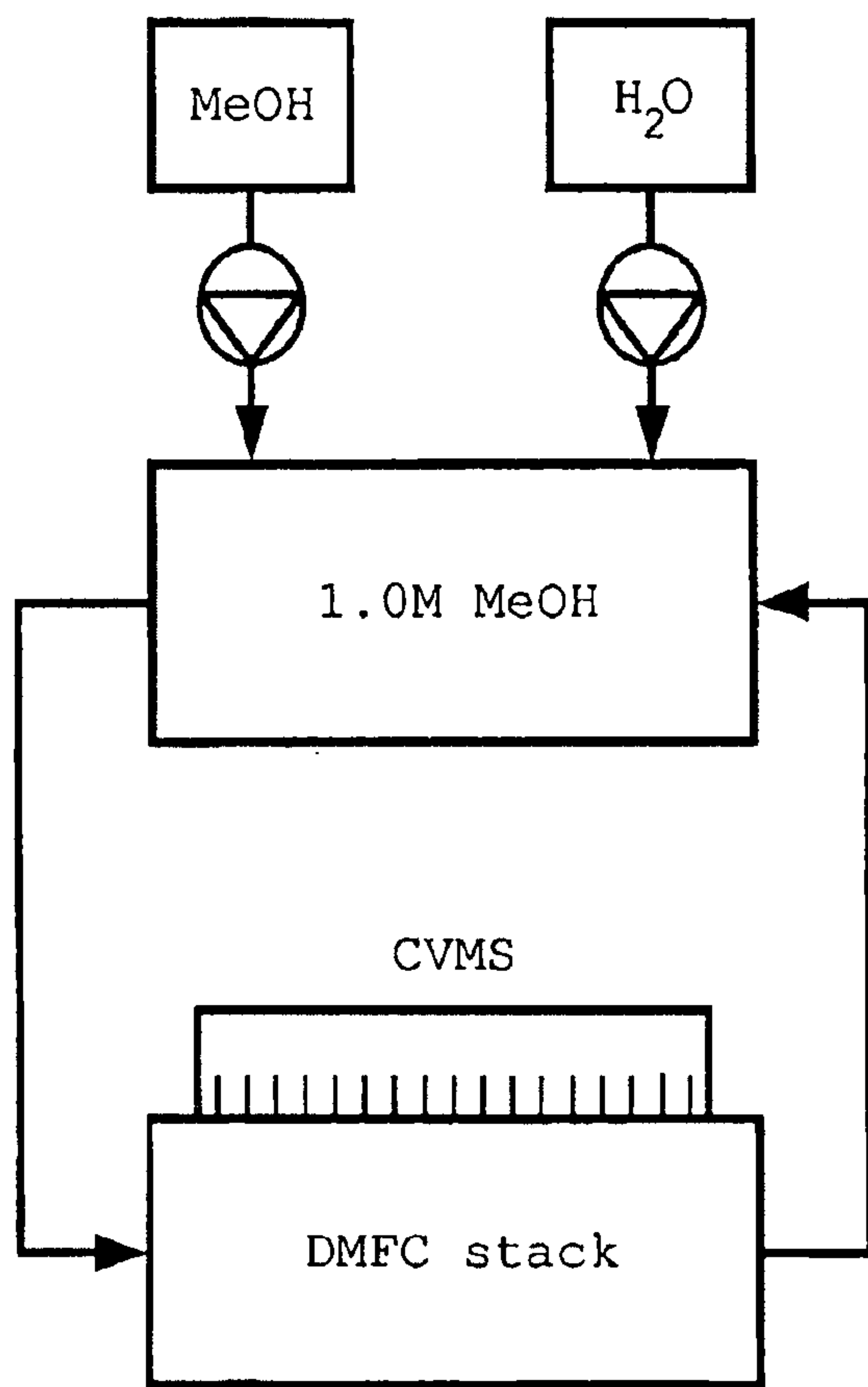
CLAIMS:

1. A system for measuring fuel concentration of a fuel cell stack comprising a fuel cell stack with a plurality of fuel cells, a means for applying a direct current to one or more fuel cells of the fuel cell stack, a means for applying an alternating voltage at a frequency range between 0.1-10 Hz and with an amplitude of 5 mV to one or more fuel cells of a fuel cell stack, and a means for measuring alternating current impedance of one or more fuel cells of the fuel cells stack following application of the alternating voltage, wherein a deviation from nominal methanol concentration is indicated as a characteristic phase shift component of a response signal.
2. A method for measuring fuel concentration of a fuel cell stack during operation comprising perturbing the fuel cell stack by applying an alternating voltage (V_{AC}) overlying the output voltage of the fuel cell stack, said V_{AC} being applied at a frequency range between 0.1 to 10 Hz and an amplitude of 5 mV, measuring the electrical resonance characteristics of the fuel cell stack followed by interrupting load of the fuel cell stack for a brief period and measuring voltage transients in direct current as compared to initial open cell voltage of the stack, wherein a deviation from nominal methanol concentration is indicated as a characteristic phase shift component of a response signal.
3. A method for optimizing fuel concentration of a fuel cell stack comprising measuring fuel concentration of a fuel cell stack in accordance with the method of claim 2 and adjusting

an amount of fuel or an amount of water provided to the fuel cell stack so that the fuel concentration in the fuel cell stack is at optimal concentration.

**FIG. 1**

**FIG. 2**



PRIOR ART

FIG. 3

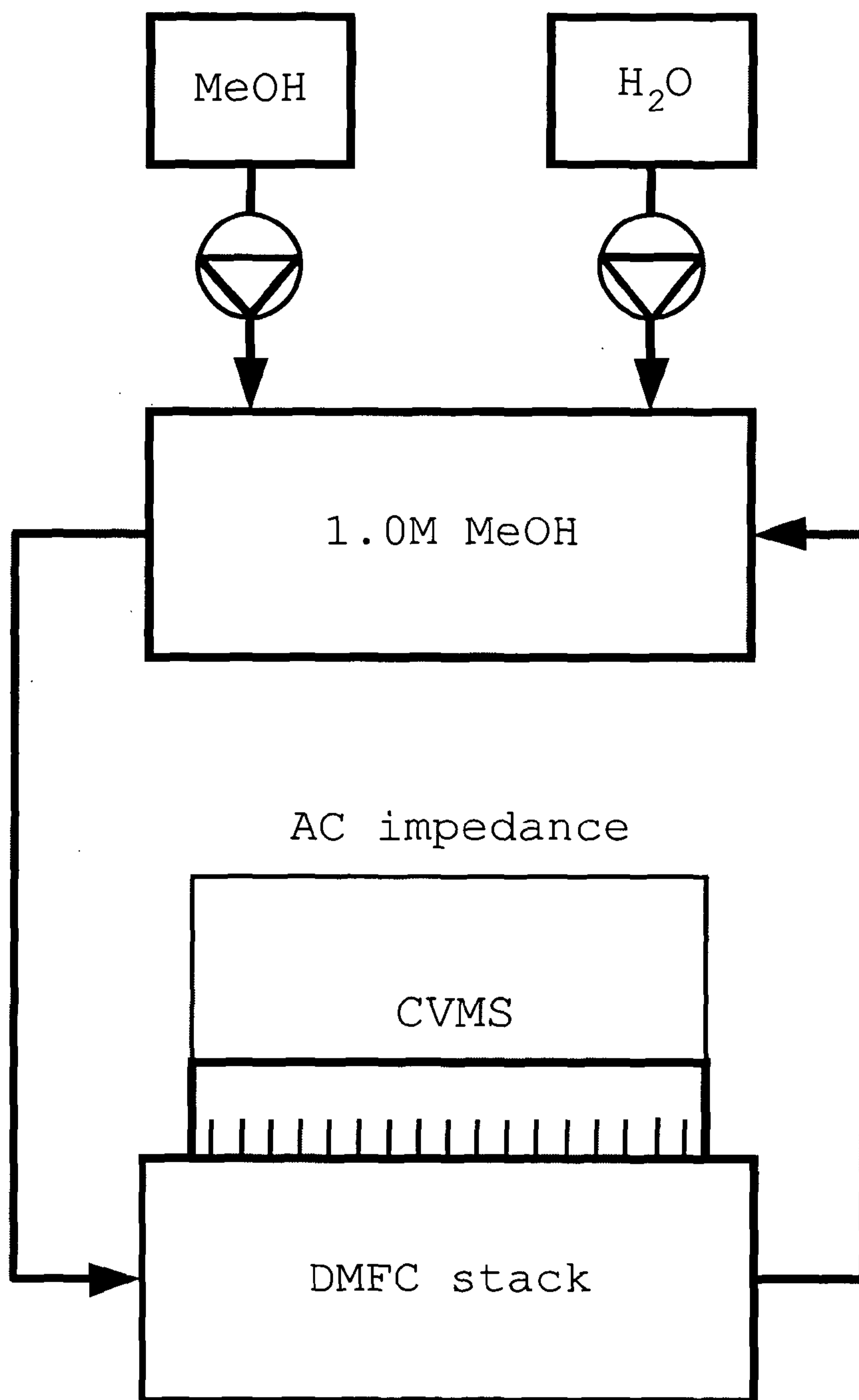


FIG. 4

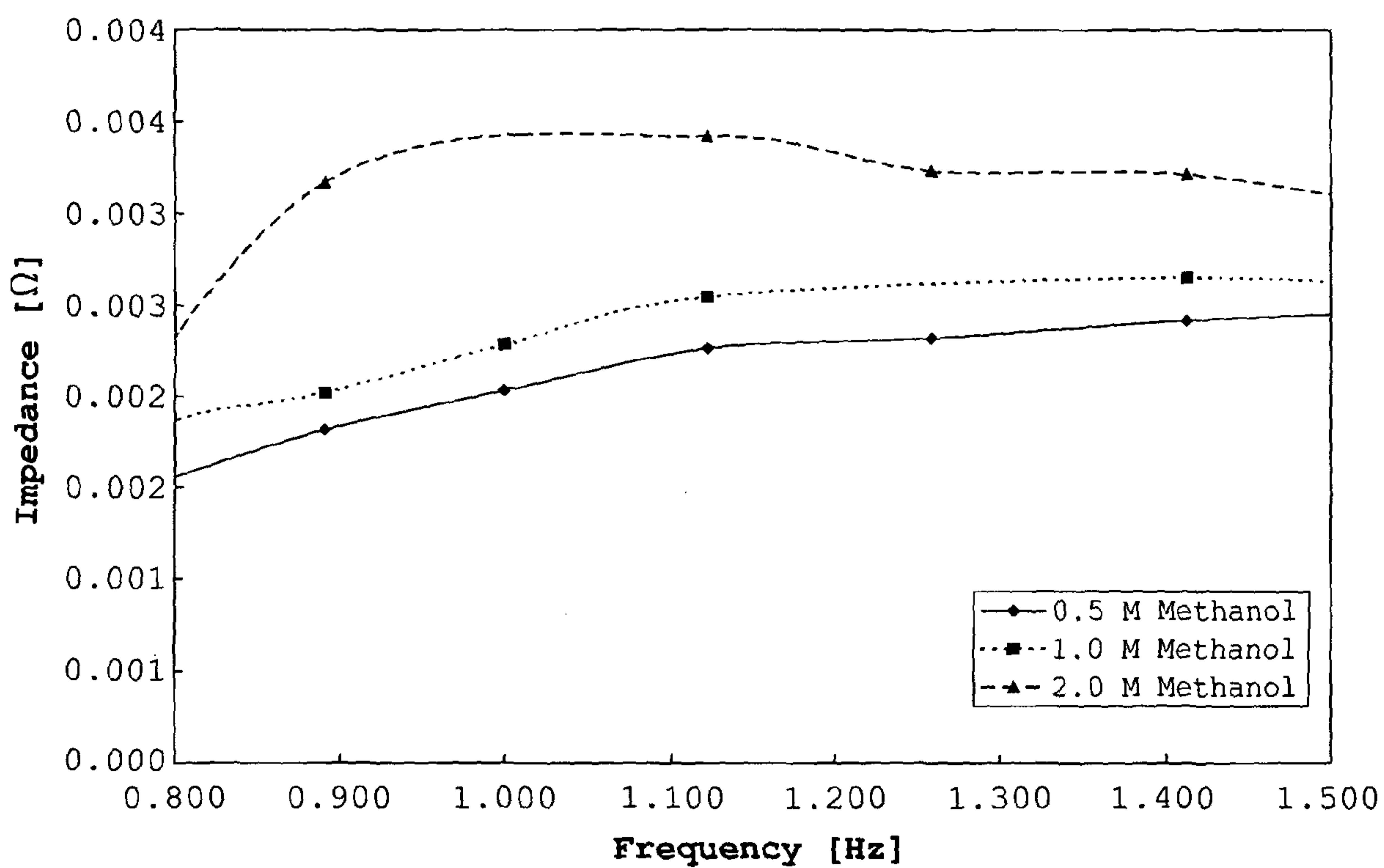


FIG. 5

