



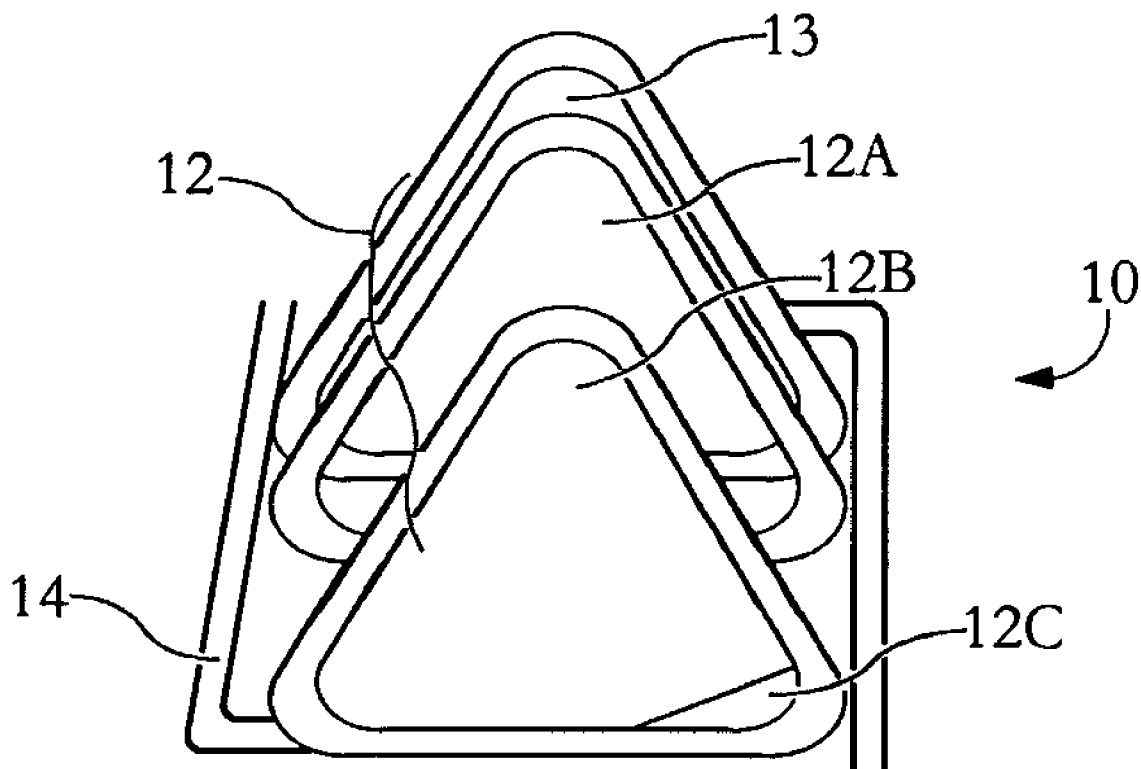
US 20100213146A1

(19) **United States**(12) **Patent Application Publication**
THORPE(10) **Pub. No.: US 2010/0213146 A1**(43) **Pub. Date: Aug. 26, 2010**(54) **LID STORAGE SYSTEM****Publication Classification**(76) Inventor: **Kim Thorpe THORPE**, West Des
Moines, IA (US)(51) **Int. Cl.**
A47F 7/00 (2006.01)(52) **U.S. Cl.** **211/41.11**(57) **ABSTRACT**

Correspondence Address:

LAW OFFICE OF JERRY D. HAYNES , P.A**P.O. Box 350392****Fort Lauderdale, FL 33335 (US)**

The present invention relates to a lid storage system for storing lids that includes a rack assembly, where the rack assembly includes a plurality of racks and each rack has a substantially triangular shape. The present invention also includes a base that supports the rack assembly and each rack of the rack assembly is substantially perpendicular to the base. Each rack includes a hollow center that allows for a lid's handle to lie during storage. In one exemplary embodiment, the racks of the rack assembly have substantially equal heights.

(21) Appl. No.: **12/393,158**(22) Filed: **Feb. 26, 2009**

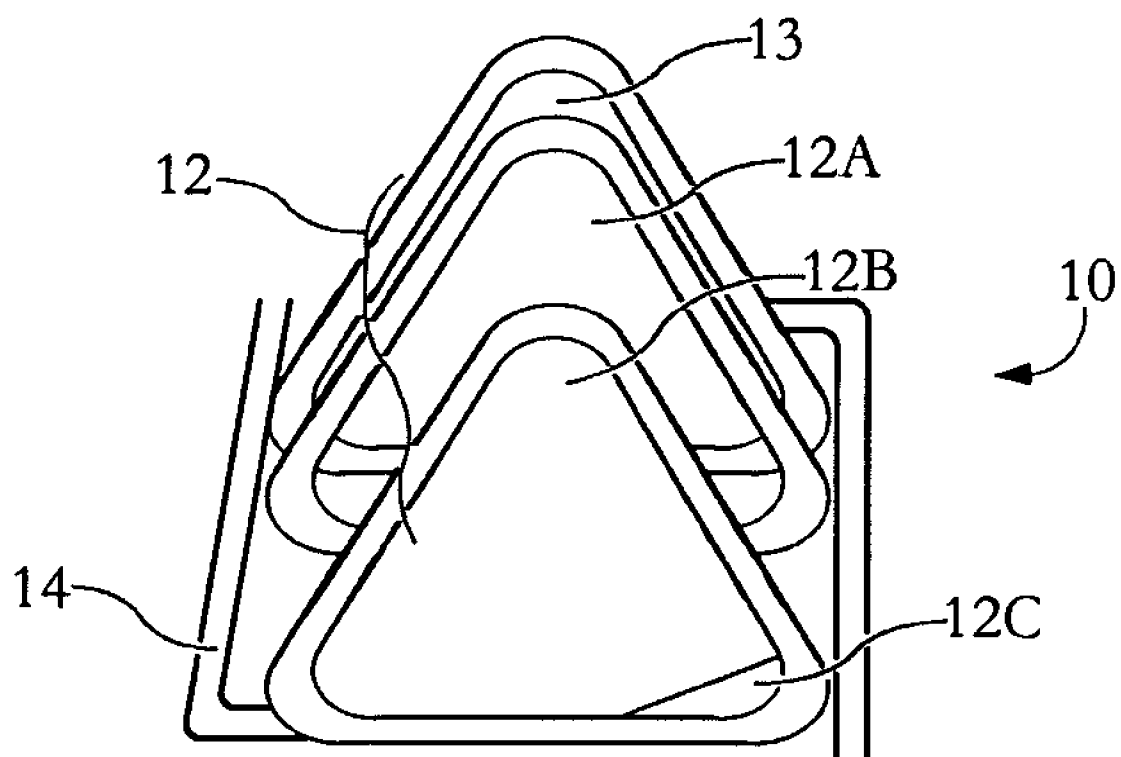


FIG 1

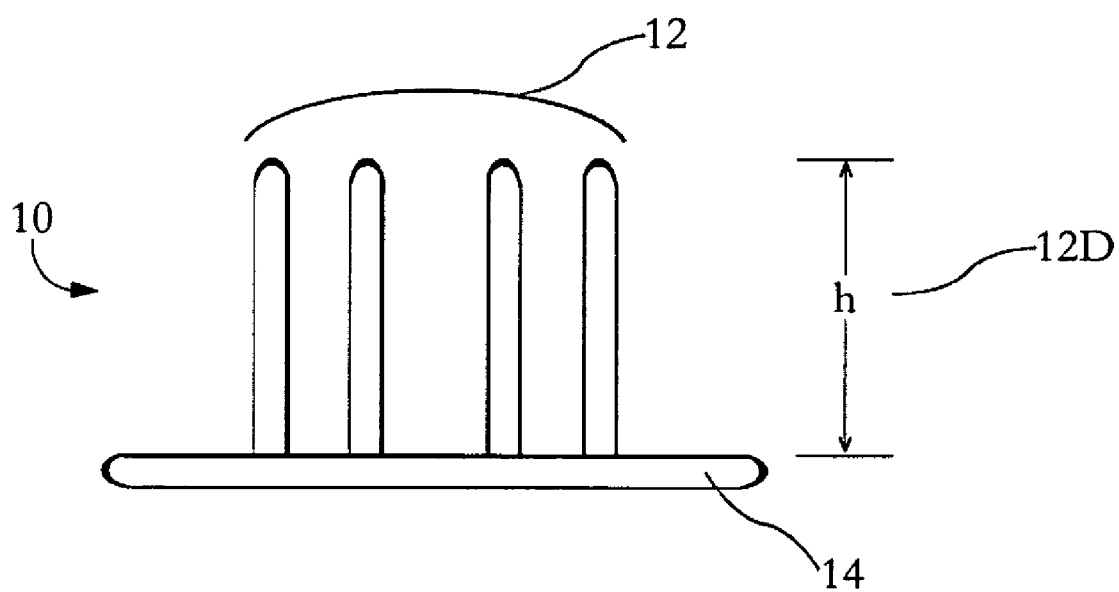


FIG 2

LID STORAGE SYSTEM

BACKGROUND INVENTION

[0001] 1. Field of Invention

[0002] The present invention relates to a cooking utensil storage system and apparatus.

[0003] 2. Description of Related Art

[0004] Storage of cooking utensils is a daunting challenge for most households especially with respect to pots, pans and lids. Various racks and hanging devices exist in order to address this problem, especially with respect to racks used for lid storage. Lids, pots and pans need to be stored during two instances. First for later use and secondly while actually performing cooking. Some of the prior art that has addressed apparatuses and methods for lid storage include U.S. Pat. No. 6,012,593 which discloses a portable holder for the lids of cooking vessels. The portable holder disclosed in the '593 patent includes an upstanding support on a base and in particular discloses the use of three supports where the supports are V-shaped at the upper edge. Between the V-shaped supports retaining supports engage the base and provide a mechanism to support the lids in the storage position.

[0005] U.S. Pat. No. 5,660,284 discloses a storage rack that includes a support frame where the support frame provides storage for a number of lids. The support frame of the '284 patent allows the user to store the lids either in a vertical or horizontal position.

[0006] U.S. Patent Application No. 20070199908 discloses an apparatus for supporting pot covers that includes a frame that is movable from a collapsed position to expanded position. The frame is rested upon a base surface and is pivotally connected to the frame. The apparatus of the '908 patent application is specifically directed for storage of hot lids used during cooking.

[0007] Although there are existing systems for lids storage, it would be advantageous to provide a lid storage system that is quick, convenient and flexibly used for long term and temporary storage of lids. It would also be advantageous to provide a lid storage system that includes protection for spillage that may fall from the stored lid and have a convenient base to receive any spillage.

SUMMARY OF THE INVENTION

[0008] The present invention relates to a lid storage system for storing lids comprising: a rack assembly wherein the rack assembly includes a plurality of racks, where each rack has a substantially triangular shape; and a base where the base supports the rack assembly and each rack of the rack assembly is substantially perpendicular to the base. Each rack includes a hollow center that allows for a lid's handle to lie during storage. In one exemplary embodiment, the racks of the rack assembly have substantially equal heights.

[0009] The base of the present invention may include a lip surrounding the perimeter thereof. The racks within the rack assembly may be optimally spaced to provide room for storage and positioning. In one exemplary embodiment, the racks may be equally spaced apart within the rack assembly.

BRIEF DESCRIPTION OF THE DRAWINGS

[0010] FIG. 1 shows a prospective view of the lid storage system according to the present invention.

[0011] FIG. 2 shows the side view of the lid storage system according to the present invention.

DETAILED DESCRIPTION

[0012] A lid storage system 10 as shown in FIG. 1 provides a unique and convenient system to store cooking lids when they are not in use or temporarily while cooking. The design of the lid storage system 10 provides sufficient spacing for placement of cooking lids and a suitable base to catch any spillage that may be produced once the lids are placed upon the lid storage system 10.

[0013] Components of the lid storage system 10 include a base 14 which supports a rack assembly 12. The base 14 supports the base portion of each respective rack shown in the rack assembly 12. An exemplary base of the individual racks is designated at base portion 12c. In addition to having a base 12c each individual rack includes a hollow center 12a, a top portion 12b and this exemplary embodiment shown to have a triangular shape. The racks within the rack assembly 12 are positioned with optimal spacing 13 between them also shown in FIG. 1. In one exemplary embodiment, the lid storage system 10 includes four racks within the rack assembly 12. The racks are substantially perpendicular to the base 14 as depicted in FIG. 2. The spacing 13 between the individual racks of the rack assembly 12 remains substantially equal. The hollow center 12a allows for an individual lid's handle to lie in between the center of the individual rack where the lid is stored at an angle in the lid storage system 10.

[0014] The base 14 includes a lip which surrounds the perimeter thereof. The base 14 provides an enclosure for the rack assembly and a catch basin for spillage or condensation that may exist on the lids when they are placed in the lid storage system 10. The rack assembly 12 has a substantially consistent height throughout, a height designation "h" 12d is shown in FIG. 2. The height of the rack assembly is kept at an optimal height in order to facilitate the storage of a conventional cooking lid. Although the actual dimensions may vary based upon desired size and application one optimum size has been discovered through testing and experimentation. Specifically in one particular embodiment of the present invention, the base 14 may be sized at approximately eight inches by six inches wherein the five racks of the rack assembly 12 are evenly spaced one inch apart. The base 14 would have a width of six inches and a length or depth of eight inches where the racks of the rack assembly are positioned one inch apart along the eight-inch length of the base 14. The catch basin of the base 14 may be a quarter inch in depth to allow for the collection of fluid or drippings that may fall from the cooking lids stored upon the lid storage system 10. In this particular embodiment, the base of each individual rack would be 4½ inches wide and the height of each rack would be about five inches in height. Although these dimensions may vary upon size and various applications, this particular size and application has been found to be optimal in a number of conditions.

[0015] Materials used to construct the lid storage system 10 may include stainless steel, aluminum, metal with a protective coating and/or ceramic. The present invention provides a suitable system and apparatus for the storage of cooking lids either metal or glass. The unique design of the lid storage system 10 also provides an attractive kitchen accessory that provides a very much needed utility of storing hot lids during the cooking process or for storing the lids for later use.

What is claimed is:

1. A lid storage system for storing lids comprising:
 - a. a rack assembly wherein the rack assembly includes a plurality of racks, where each rack includes a substantially triangular shape; and
 - b. a base where said base supports the rack assembly and each rack of the rack assembly is substantially perpendicular to the base.
2. The lid storage system according to claim 1, where each rack includes a hollow center.
3. The lid storage system according to claim 1, where the racks of the rack assembly have substantially equal heights.
4. The lid storage system according to claim 1, where the base includes a lip surrounding the perimeter thereof.
5. The lid storage system according to claim 1, where the racks are optimally spaced within the rack assembly.
6. The lid storage system according to claim 6, where the racks are equally spaced apart.
7. The lid storage system according to claim 7, where the racks are one inch apart.
8. The lid storage system according to claim 1 where the base of each rack is four and one-half inches in length.
9. The lid storage system according to claim 4, where the base measures six inches in width and eight inches in length and said lip creates a catch basin one-quarter inch in depth.
10. The lid storage system according to claim 3, where the height of the racks measures five inches.
11. The lid storage system according to claim 1, where the rack assembly is made of at least one of steel, aluminum, ceramic and metal with a protective covering.

* * * * *