



US00D441632S

(12) **United States Design Patent**  
**Raab et al.**

(10) **Patent No.:** **US D441,632 S**

(45) **Date of Patent:** **\*\* May 8, 2001**

(54) **ADJUSTABLE HANDGRIP**

(75) Inventors: **Simon Raab**, Maitland; **Ali Seyed Sajedi**, Winter Park; **John A. Bodjack**, Lake Mary, all of FL (US)

(73) Assignee: **Faro Technologies Inc.**, Lake Mary, FL (US)

(\*\*) Term: **14 Years**

(21) Appl. No.: **29/100,809**

(22) Filed: **Feb. 19, 1999**

**Related U.S. Application Data**

(63) Continuation-in-part of application No. 29/090,941, filed on Jul. 20, 1998.

(51) **LOC (7) Cl.** ..... **08-05**

(52) **U.S. Cl.** ..... **D8/107**

(58) **Field of Search** ..... D8/61, 62, 67, D8/68, 107, DIG. 7; 16/110.1, 422, 426, 430; 33/503; 408/241 R

(56) **References Cited**

**U.S. PATENT DOCUMENTS**

D. 202,640 \* 10/1965 Brown ..... D8/62

D. 221,129	*	7/1971	Hutchins	.....	D8/62
D. 314,664	*	2/1991	Bonanno	.....	D8/107
D. 342,884	*	1/1994	Skroskis	.....	D8/107
757,195	*	4/1904	Huff	.....	16/422
1,945,430	*	1/1934	Garrett	.....	16/426
2,545,659	*	3/1951	Ginter	.....	16/426
5,049,012	*	9/1991	Cavedo	.....	408/241 R
5,402,582		4/1995	Raab	.	
5,761,767	*	6/1998	Barton	.....	16/430

\* cited by examiner

*Primary Examiner*—Alan P. Douglas

*Assistant Examiner*—Reid Hecker

(74) *Attorney, Agent, or Firm*—Cantor Colburn LLP

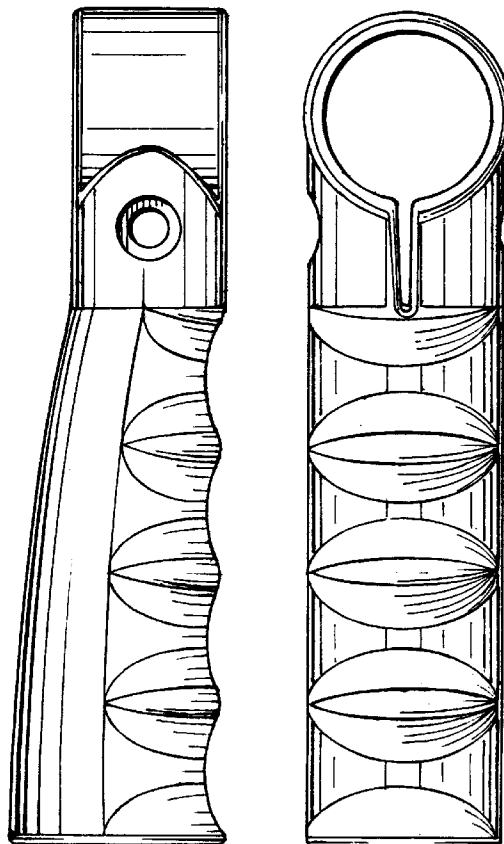
(57) **CLAIM**

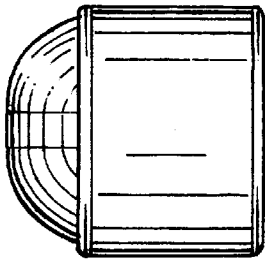
The ornamental design for an adjustable handgrip, as shown.

**DESCRIPTION**

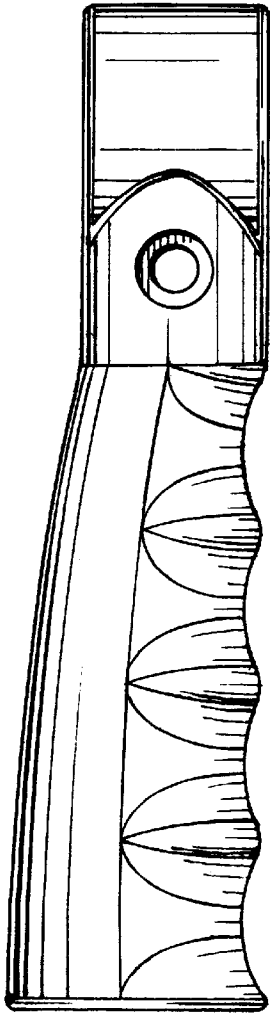
FIG. 1 is a right side view of our new adjustable handgrip; FIG. 2 is a front view thereof; FIG. 3 is a top view thereof; FIG. 4 is a left side view thereof; FIG. 5 is a rear view thereof; and, FIG. 6 is a bottom view thereof.

**1 Claim, 2 Drawing Sheets**

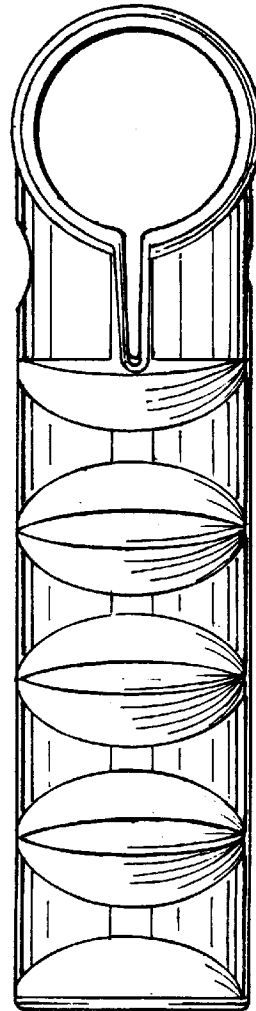




*FIG. 3*



*FIG. 1*



*FIG. 2*

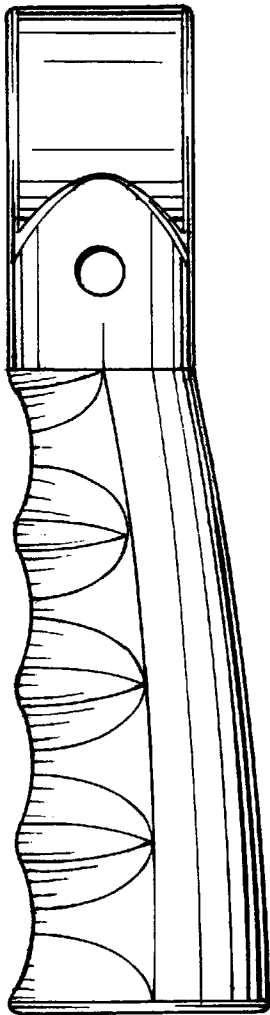


FIG. 4




FIG. 5

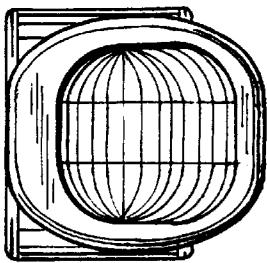


FIG. 6