

PCT

WORLD INTELLECTUAL PROPERTY ORGANIZATION
International Bureau



INTERNATIONAL APPLICATION PUBLISHED UNDER THE PATENT COOPERATION TREATY (PCT)

<p>(51) International Patent Classification ⁷ : A61B</p>	<p>A2</p>	<p>(11) International Publication Number: WO 00/42896 (43) International Publication Date: 27 July 2000 (27.07.00)</p>
<p>(21) International Application Number: PCT/EP99/10415 (22) International Filing Date: 24 December 1999 (24.12.99) (30) Priority Data: 99200127.1 19 January 1999 (19.01.99) EP (71) Applicant: KONINKLIJKE PHILIPS ELECTRONICS N.V. [NL/NL]; Groenewoudseweg 1, NL-5621 BA Eindhoven (NL). (72) Inventors: DECKERS, Jacobus, A., J., M.; Prof. Holstlaan 6, NL-5656 AA Eindhoven (NL). VAN VLIET, Maarten; Prof. Holstlaan 6, NL-5656 AA Eindhoven (NL). (74) Agent: COHEN, Julius, S.; Internationaal Octrooibureau B.V., Prof. Holstlaan 6, NL-5656 AA Eindhoven (NL).</p>		<p>(81) Designated States: JP, European patent (AT, BE, CH, CY, DE, DK, ES, FI, FR, GB, GR, IE, IT, LU, MC, NL, PT, SE). Published <i>Without international search report and to be republished upon receipt of that report.</i></p>
<p>(54) Title: X-RAY DETECTOR (57) Abstract An X-ray detector is provided with a plate-shaped image pick-up device which includes a sensor and has at least one rounded corner. The sensor is provided with signal lines which extend from at least one side of the sensor. The signal lines extending from the side of the sensor are connected to a carrier plate provided with the rounded corner, near the rounded corner the signal lines enclose an acute angle relative to the side.</p>		

FOR THE PURPOSES OF INFORMATION ONLY

Codes used to identify States party to the PCT on the front pages of pamphlets publishing international applications under the PCT.

AL	Albania	ES	Spain	LS	Lesotho	SI	Slovenia
AM	Armenia	FI	Finland	LT	Lithuania	SK	Slovakia
AT	Austria	FR	France	LU	Luxembourg	SN	Senegal
AU	Australia	GA	Gabon	LV	Latvia	SZ	Swaziland
AZ	Azerbaijan	GB	United Kingdom	MC	Monaco	TD	Chad
BA	Bosnia and Herzegovina	GE	Georgia	MD	Republic of Moldova	TG	Togo
BB	Barbados	GH	Ghana	MG	Madagascar	TJ	Tajikistan
BE	Belgium	GN	Guinea	MK	The former Yugoslav Republic of Macedonia	TM	Turkmenistan
BF	Burkina Faso	GR	Greece			TR	Turkey
BG	Bulgaria	HU	Hungary	ML	Mali	TT	Trinidad and Tobago
BJ	Benin	IE	Ireland	MN	Mongolia	UA	Ukraine
BR	Brazil	IL	Israel	MR	Mauritania	UG	Uganda
BY	Belarus	IS	Iceland	MW	Malawi	US	United States of America
CA	Canada	IT	Italy	MX	Mexico	UZ	Uzbekistan
CF	Central African Republic	JP	Japan	NE	Niger	VN	Viet Nam
CG	Congo	KE	Kenya	NL	Netherlands	YU	Yugoslavia
CH	Switzerland	KG	Kyrgyzstan	NO	Norway	ZW	Zimbabwe
CI	Côte d'Ivoire	KP	Democratic People's Republic of Korea	NZ	New Zealand		
CM	Cameroon			PL	Poland		
CN	China	KR	Republic of Korea	PT	Portugal		
CU	Cuba	KZ	Kazakstan	RO	Romania		
CZ	Czech Republic	LC	Saint Lucia	RU	Russian Federation		
DE	Germany	LI	Liechtenstein	SD	Sudan		
DK	Denmark	LK	Sri Lanka	SE	Sweden		
EE	Estonia	LR	Liberia	SG	Singapore		

X-ray detector.

The invention relates to an X-ray detector which includes a plate-shaped image pick-up device which is provided with a sensor and has at least one rounded corner, the sensor being provided with at least one signal line which extends from at least one side of the sensor.

5 A signal line is to be understood to mean herein an electrically conductive signal line or signal wire.

The sensor of the image pick-up device in an X-ray detector of this kind which is known from EP-B1-0.714.632, has an octagonal shape so that it can be positioned in a comparatively small housing having rounded corners. The X-ray detector described in EP-B1-0.714.632 is used to form X-ray images of the teeth in the mouth of a patient. The rounded
10 corners serve to prevent damaging of the oral cavity. The sensor disclosed in EP-B1-0.714.632 includes, near its center, a read-out register whereto various segments of the sensor are connected. Connection lines for connecting the sensor to, for example an image processing device extend from a side of the sensor. It is a drawback of the known sensor that the part occupied by the read-out register cannot act as a sensor. As a result, the sensor can produce
15 only an interrupted image.

It is an object of the invention to provide an X-ray detector in which the sensor can produce an uninterrupted image, it nevertheless being possible for the image pick-up device to have rounded corners so that it can still be accommodated in a comparatively small housing.

20 This object is achieved in the X-ray detector according to the invention in that the signal lines extending from at least the side of the sensor are connected to a carrier plate provided with the rounded corner, the signal lines enclosing an acute angle relative to the side near the rounded corner. These signal lines are employed to read-out signals from the sensor and/or to apply control signals to the sensor.

25 In the sensor according to the invention, all necessary signal lines are situated along one or more sides of the sensor so that an image can be formed by means of the entire surface of the sensor. Because, moreover, near the rounded corner of the carrier plate the signal lines enclose an acute angle relative to the side of the sensor, all required signal lines can be arranged on the carrier plate provided with the rounded corners.

A rounded corner of the carrier plate is to be understood to mean herein a corner of given radius, with chamfered edge portions, and any other shape whereby a right-angled corner of a carrier plate is avoided.

Because the carrier plate is provided with rounded corners, it can be
5 accommodated in a comparatively small housing. A comparatively small housing is desirable because the manoeuvrability and positionability of the entire X-ray detector is thus enhanced; this is of importance notably for cardiological and vascular applications.

Embodiments of the X-ray detector according to the invention are characterized
10 in that near the rounded corner each of at least two lines encloses an acute angle relative to the side, the acute angles being equally large or smaller as the distance from the rounded corner is greater.

Depending on the desired further course of the signal lines, the angles may be either equal or different.

A further embodiment of the X-ray detector according to the invention is
15 characterized in that beyond a predetermined distance from the rounded corner the signal lines, extending from the sensor at an acute angle relative to the side, further extend transversely of the side.

This enables connection of the signal lines at a side which is remote from the sensor to a coupling piece which extends parallel to the side of the sensor, for example a
20 flexible foil provided with lines.

The invention will be described in detail hereinafter with reference to the drawing; therein

Fig. 1 is a plan view of a known X-ray detector with a rectangular carrier plate,

Fig. 2 shows a detail of the X-ray detector shown in Fig. 1,

25 Fig. 3 is a plan view of an X-ray detector according to the invention, and

Fig. 4 shows a detail of the X-ray detector shown in Fig. 3.

Corresponding components in the Figures are denoted by corresponding reference numerals.

Figs. 1 and 2 show a known X-ray detector 1 which includes a square image
30 pick-up device 2 which may be accommodated in a housing 3 denoted by a dashed line. The image pick-up device 2 includes a square glass carrier plate 4 which supports a square sensor 5 which is made of amorphous silicon. Along sides 6, the sensor 5 is provided with signal lines 7 which extend transversely of the associated side 6. At a side which is remote from the sensor 5 the signal lines 7 can be coupled to, for example a coupling piece (not shown) which may

include a flexible coil provided with lines. In order to accommodate the signal lines 7 on the carrier plate 4, the sensor 5 is situated at a distance B from the sides 8 of the carrier plate 4. If the carrier plate 4 is to be accommodated in a circular housing 3, the diameter of the circular housing 3 is determined by the diagonal of the sensor plus $2\sqrt{2}B$. The distance B is of the order of magnitude of from 20 to 30 mm, so that a saving of from 55 mm to 85 mm in respect of the diameter of the circular housing can be realized.

Figs. 3 and 4 show an X-ray detector 9 according to the invention which is provided with an image pick-up device 10 which includes a glass carrier plate 11 and a sensor 5 which is arranged thereon and is made of an amorphous silicon. The sensor 5 has the same dimensions as the sensor 5 of the X-ray detector 1 shown in Fig. 1. Near each corner the carrier plate 11 has three consecutive edge portions 12 which enclose an angle of 22.5° relative to the adjacent side 8 and/or the adjacent edge portion 12. Near the corners 13 of the sensor 5 the signal lines 7 are provided on the carrier plate 11 in such a manner that they enclose an acute angle relative to the associated side 6 of the sensor 5. At a distance from the corner 13 of the sensor 5 the signal lines 7 have portions which extend transversely of the associated side 6. As a result, near the side 8 of the carrier plate 11 the signal lines 7 can be connected to a coupling piece in a manner similar to that described with reference to Fig. 1. In the image pick-up device 10 shown in Fig. 4 the signal line 7 which is situated nearest to the corner 13 of the sensor 5 encloses an angle relative to the side 6 which is larger than the angle β enclosed relative to the side 6 by a signal line 7 situated at a distance from the corner 13. However, all signal lines 7 may alternatively enclose the same angle α relative to the side 6. Preferably, the signal lines 7 are provided on the carrier plate 11 in such a manner that the distance between the portions 14 of the signal lines 7 is the same everywhere. If the image pick-up device 10 is to be accommodated in a circular housing 15, as a result of the rounded corners of the carrier plate 11 the diameter of the housing 15 will be determined exclusively by the diagonal of the sensor 5.

Evidently, it is alternatively possible to provide the carrier plate 11 with more edge portions 12 or with a circular edge portion.

Evidently, it is also possible to conduct the signal lines in smooth curves from the sensor to an edge of the carrier plate which is situated at a distance from the sensor.

CLAIMS:

1. An X-ray detector which includes a plate-shaped image pick-up device which is provided with a sensor and has at least one rounded corner, the sensor being provided with at least one signal line which extends from at least one side of the sensor, characterized in that the signal lines extending from the side of the sensor are connected to a carrier plate provided with the rounded corner, the signal lines enclosing an acute angle relative to the side near the rounded corner.
5
2. An X-ray detector as claimed in Claim 1, characterized in that each of at least two lines near the rounded corner encloses an acute angle relative to the side, the acute angles being equal.
10
3. An X-ray detector as claimed in Claim 1, characterized in that near the rounded corner each of at least two lines encloses an acute angle relative to the side, the acute angle being smaller as the distance from the rounded corner is greater.
15
4. An X-ray detector as claimed in Claim 1, 2 or 3, characterized in that beyond a predetermined distance from the rounded corner the signal lines, extending from the sensor at an acute angle relative to the side, further extend transversely of the side.
- 20 5. An X-ray detector as claimed in one of the preceding Claims, characterized in that the rounded corner of the carrier plate comprises a number of consecutive edge portions, angles enclosed by the adjacently situated edge portions being equal.
6. An X-ray detector as claimed in one of the preceding Claims, characterized in that the signal lines are provided on the carrier plate by vapor deposition.
25
7. An X-ray detector as claimed in one of the preceding Claims, characterized in that the carrier plate is a glass plate.

8. An X-ray detector as claimed in one of the preceding Claims, characterized in that the sensor is made of amorphous silicon.
 9. An X-ray detector as claimed in one of the preceding Claims, characterized in that the plate-shaped image pick-up device is accommodated in a round housing.
- 5

1/2

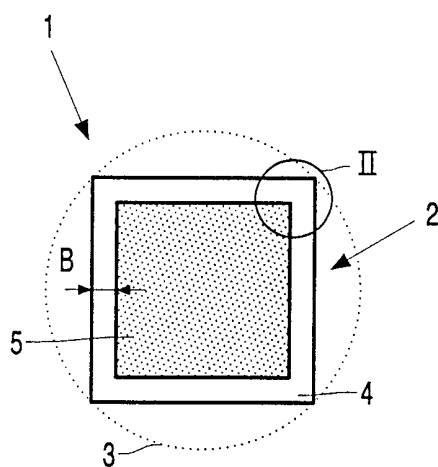


FIG. 1

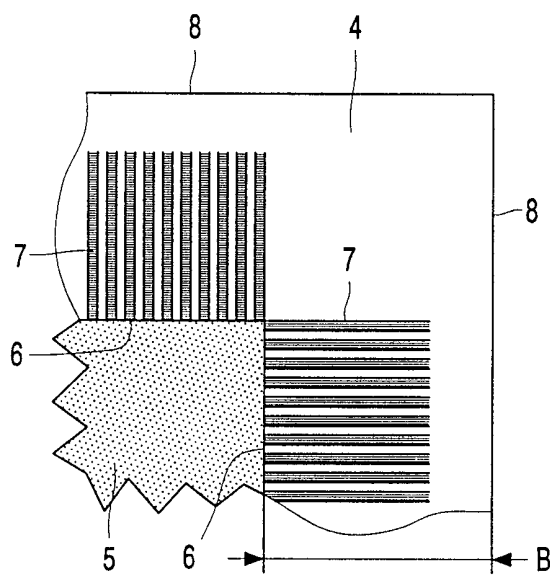


FIG. 2

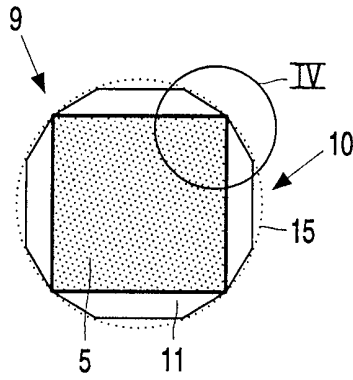


FIG. 3

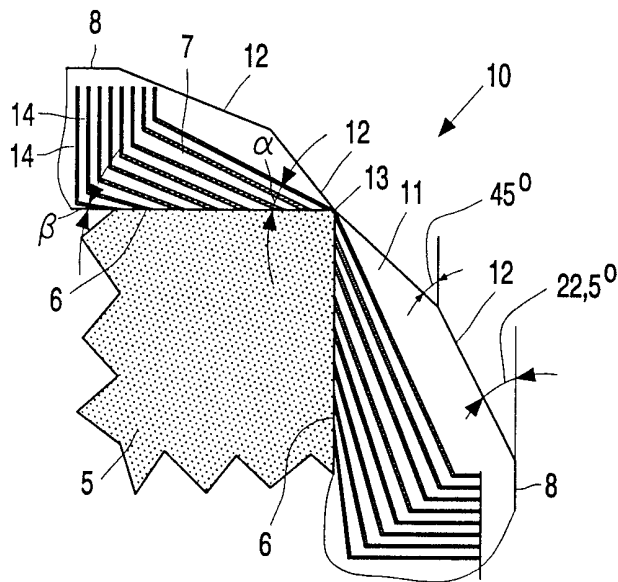


FIG. 4