



US00D463789S

(12) **United States Design Patent**
DeKalb et al.

(10) **Patent No.:** **US D463,789 S**

(45) **Date of Patent:** **** Oct. 1, 2002**

(54) **EARBUD RECEIVER**

(75) Inventors: **Fred DeKalb**, Ben Lomond, CA (US);
Elizabeth Walikis, Aptos, CA (US);
Helder T. Carvalheira, Scotts Valley,
CA (US); **Fadhly Bey**, San Francisco,
CA (US); **Jeffrey T. Haller**, Brisbane,
CA (US)

(73) Assignee: **Plantronics, Inc.**, Santa Cruz, CA (US)

(**) Term: **14 Years**

(21) Appl. No.: **29/144,616**

(22) Filed: **Jul. 6, 2001**

(51) **LOC (7) Cl.** **14-01**

(52) **U.S. Cl.** **D14/223**

(58) **Field of Search** D14/223, 206;
181/129, 130, 135; 381/380, 313, 312,
385, 381; 379/430

(56) **References Cited**

U.S. PATENT DOCUMENTS

4,981,194	A	*	1/1991	Kamon et al.	181/129
D318,473	S	*	7/1991	Miyashita et al.	D14/223
5,048,092	A	*	9/1991	Yamagishi et al.	381/380
D337,118	S	*	7/1993	Seikita	D14/223

D353,379	S	*	12/1994	Nakamura et al.	D14/223
D369,349	S	*	4/1996	Hayashi	D14/223
D371,368	S	*	7/1996	Hayashi	D14/223
5,544,253	A	*	8/1996	Nagayoshi et al.	381/385
5,659,620	A	*	8/1997	Kuhlman	381/312
D431,553	S	*	10/2000	Suzuki	D14/223

* cited by examiner

Primary Examiner—Paula A. Mortimer

(74) *Attorney, Agent, or Firm*—Peter Hsieh

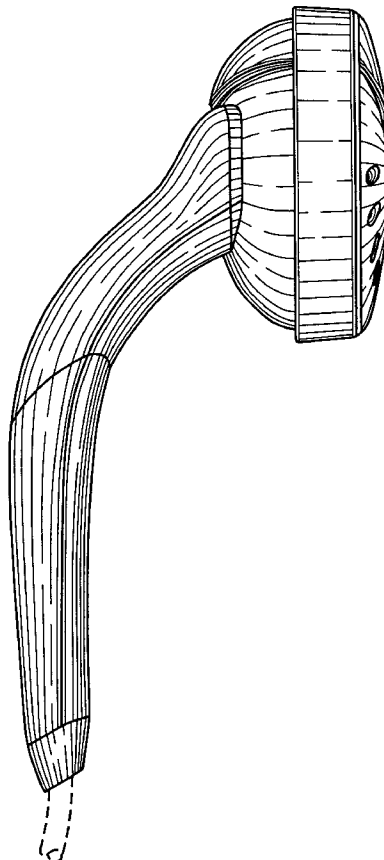
(57) **CLAIM**

The ornamental design for an earbud receiver, as shown and described.

DESCRIPTION

FIG. 1 is a rear left ¾ perspective view of a earbud receiver showing our ornamental design;
FIG. 2 is a rear view of the earbud receiver;
FIG. 3 is a front view of the earbud receiver;
FIG. 4 is a left side elevational view of the earbud receiver;
FIG. 5 is a right side elevational view of the earbud receiver;
FIG. 6 is a top elevational view of the earbud receiver; and,
FIG. 7 is a bottom elevational view of the earbud receiver. The dashed lines are to show environment, and are not part of the claimed design.

1 Claim, 7 Drawing Sheets



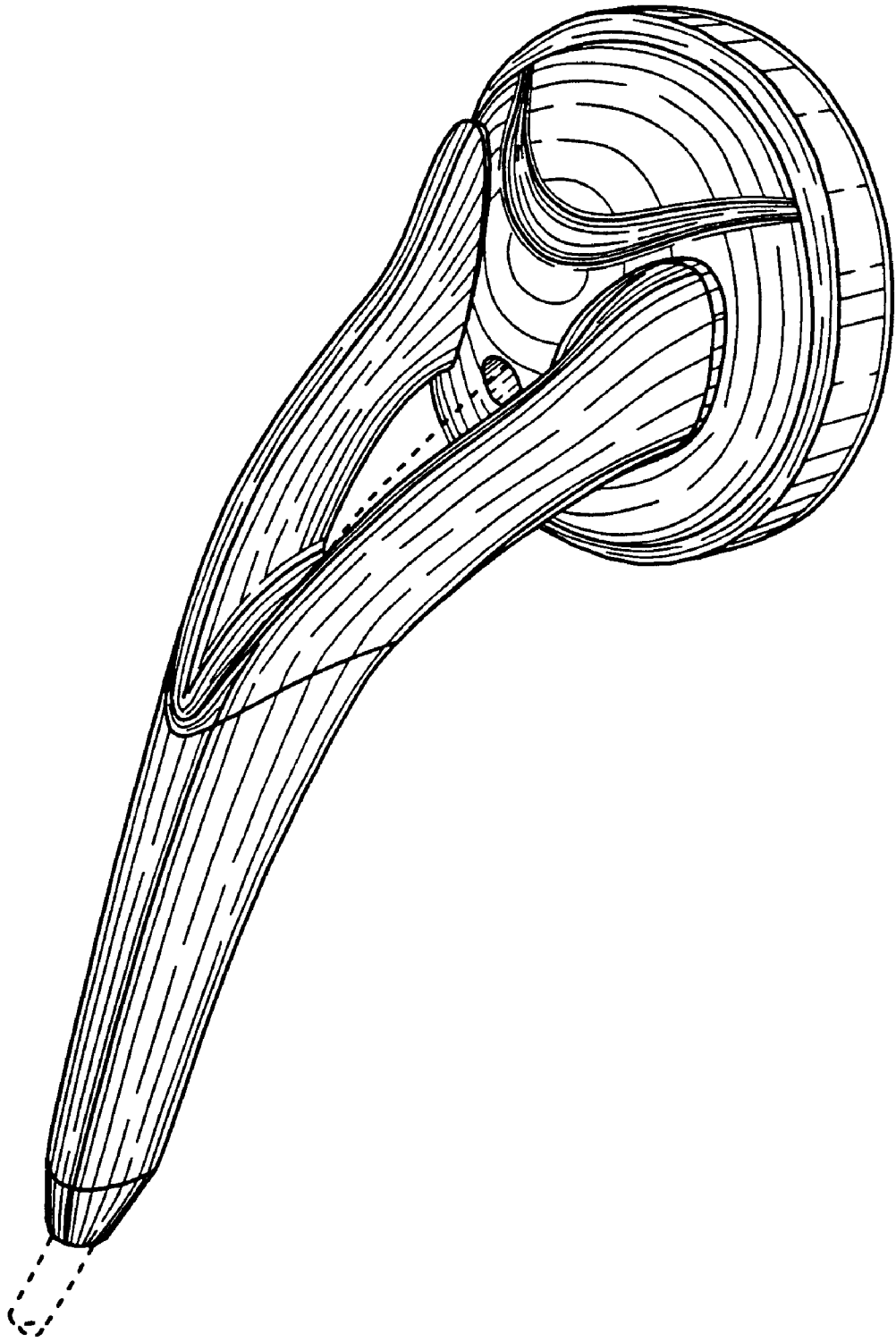


FIG. 1

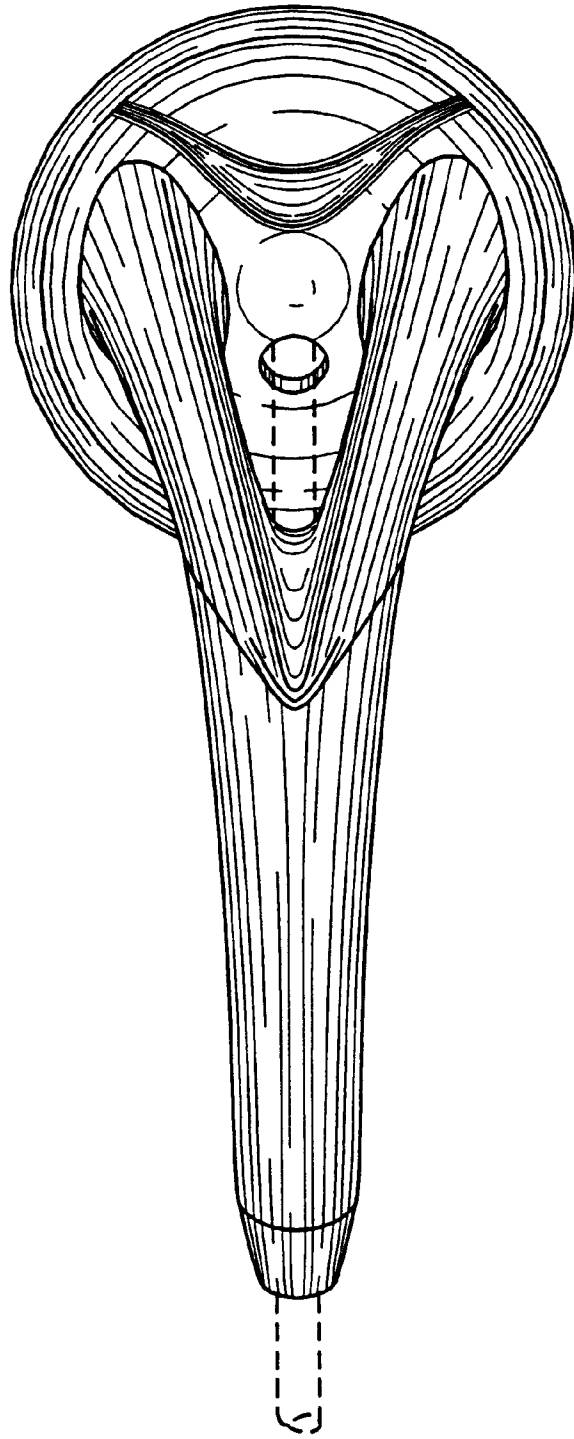


FIG. 2

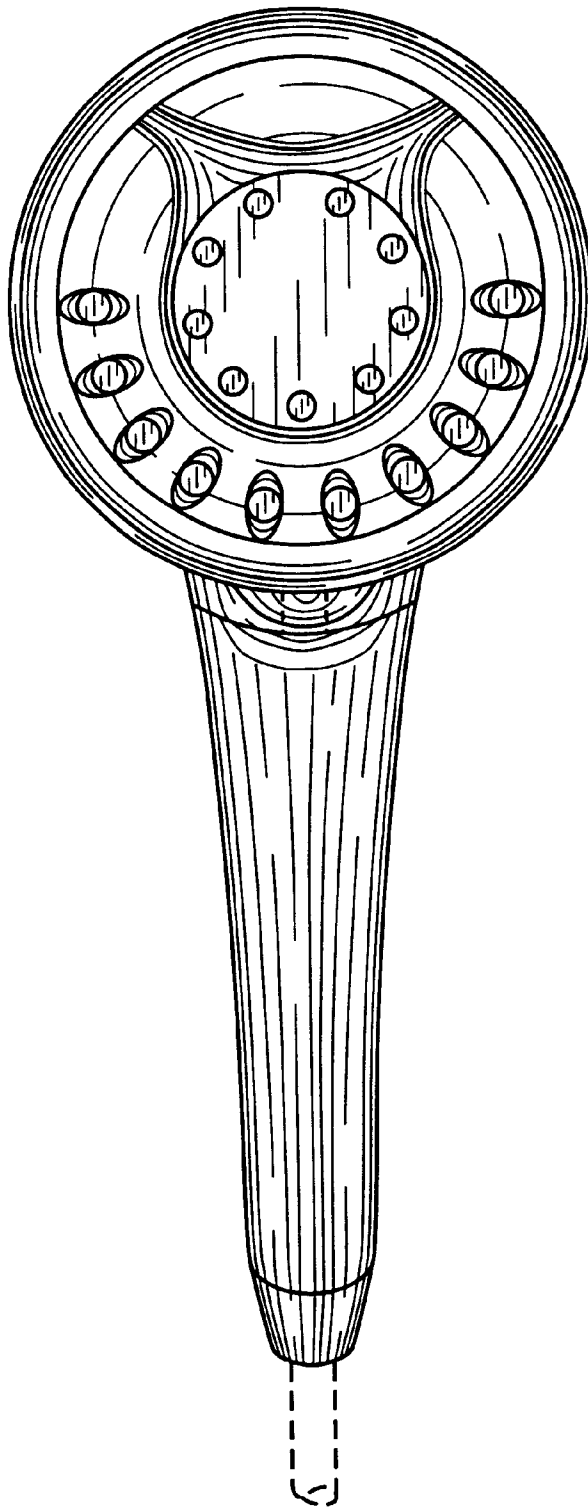


FIG. 3

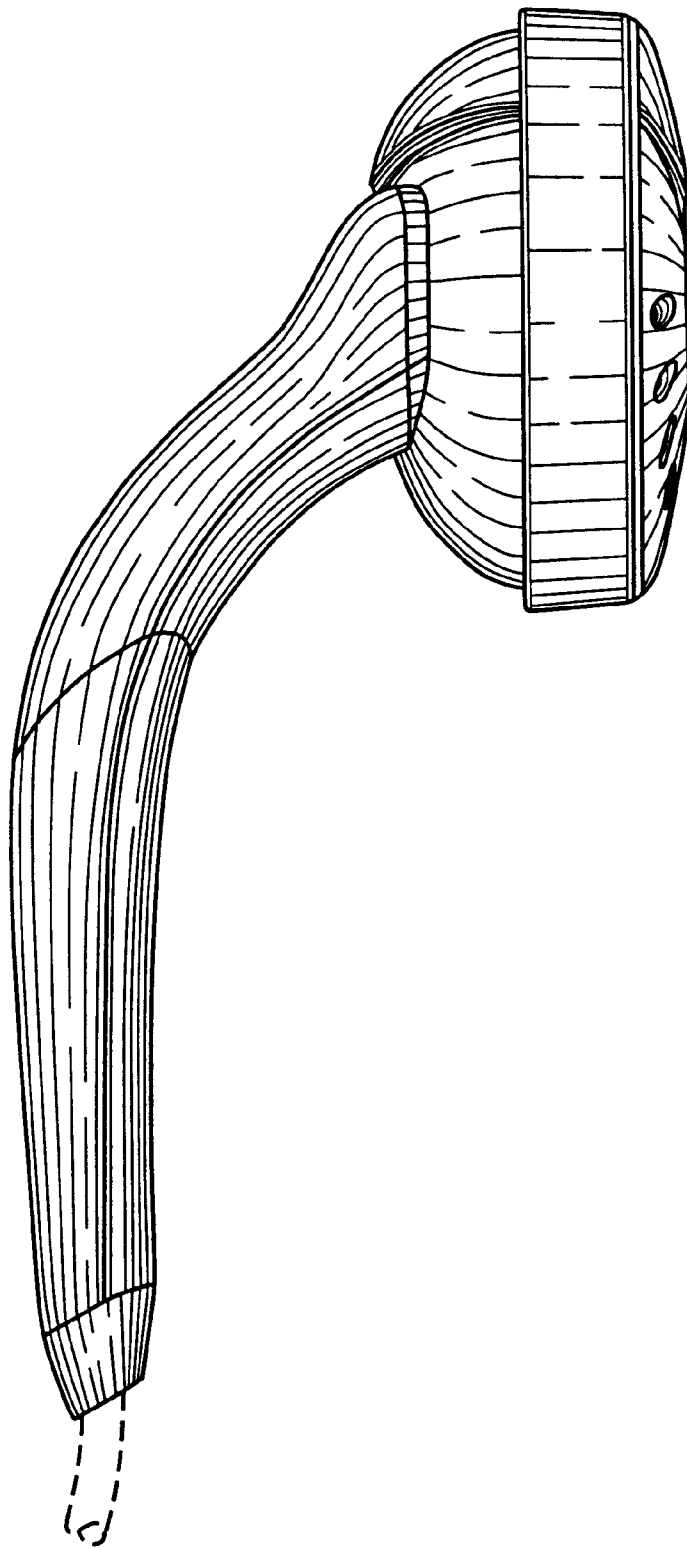


FIG. 4

APPROVED	000000
BY	CLASS
DRAFTSMAN	CLASS

EXPRESS MAIL NO: EL668937692US
filed: July 6, 2001
Inventors: Fred DeKalb, et al.
Title: Earbud Receiver
Sheet 5 of 7

2002092442

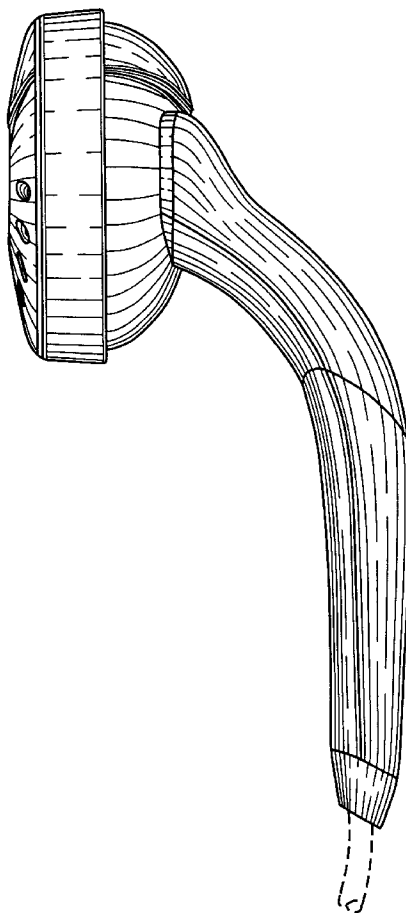


FIG. 5



APPROVED	CLASS	CLASS
BY	CLASS	CLASS
DRAFTSMAN		

EXPRESS MAIL NO: EL668937692US
Filed: July 6, 2001
Inventors: Fred DeKalb, et al.
Title: Earbud Receiver
Sheet 6 of 7

200209094002

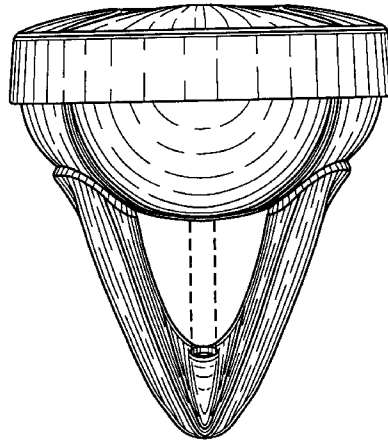


FIG. 6



APPROVED	G. C. HIG.	
BY	CLASS	SUBCLASS
DRAFTSMAN		

EXPRESS MAIL NO: EL668937692US
Filed: July 6, 2001
Inventors: Fred DeKalb, et al.
Title: Earbud Receiver
Sheet 7 of 7

FIG. 7

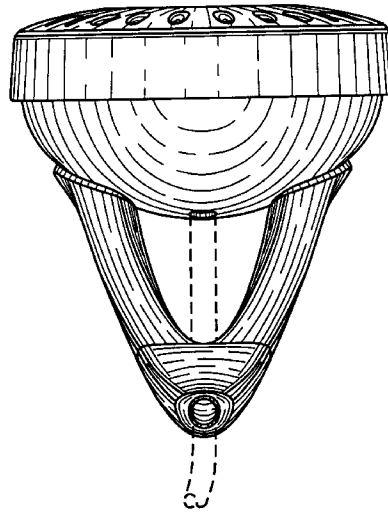


FIG. 7

