March 31, 1942. M. WAPNER 2,277,804

CLOCK

Filed June 13, 1941 2 Sheets-Sheet 1

Fig. 1.

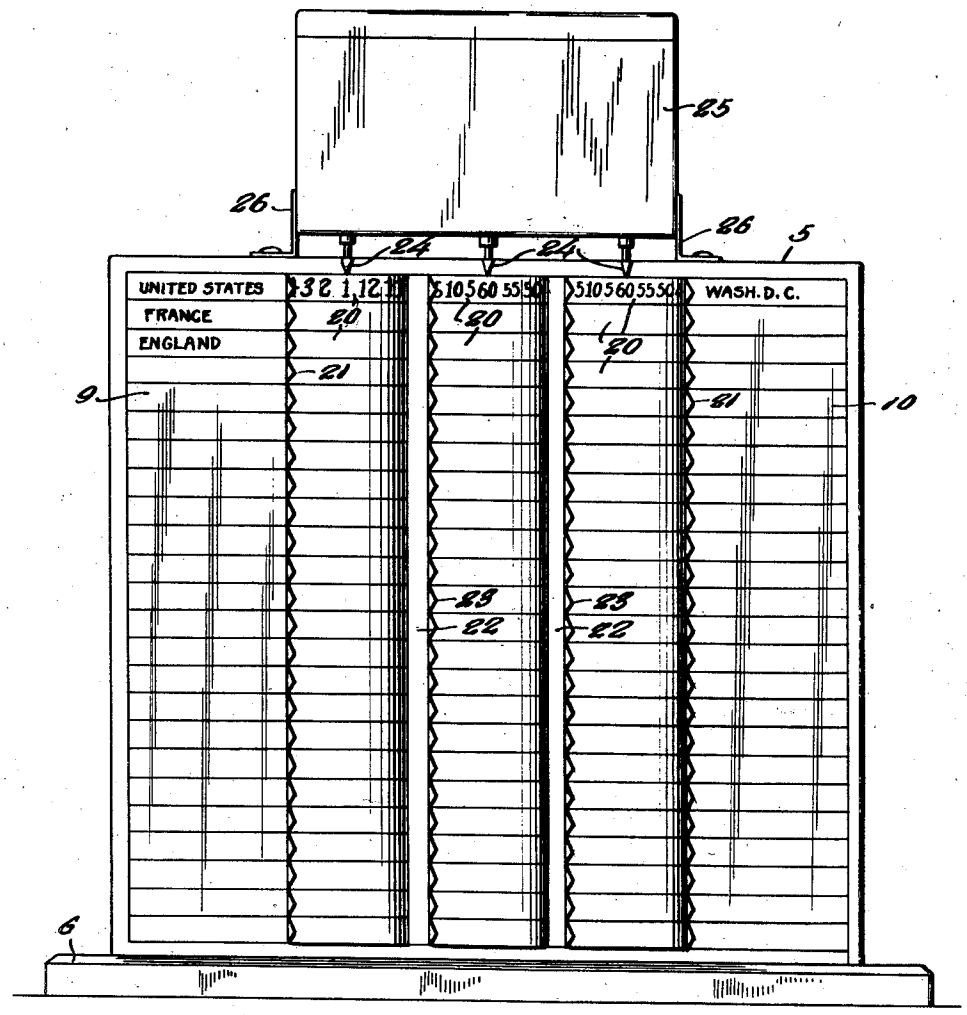

Fig. 5.

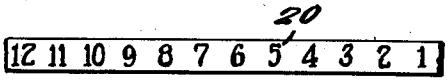

Inventor

Morris Wapner

By Clarence A. O'Brien

Attorney

March 31, 1942. M. WAPNER 2,277,804

CLOCK

Filed June 13, 1941 2 Sheets-Sheet 2

Fig. 2.



Fig. 3.

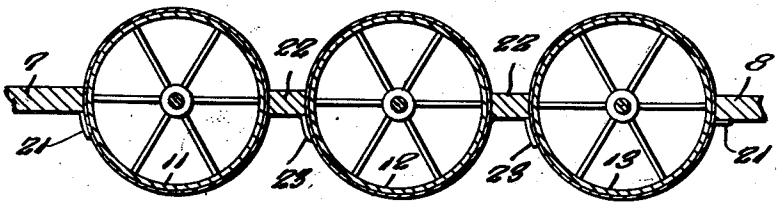

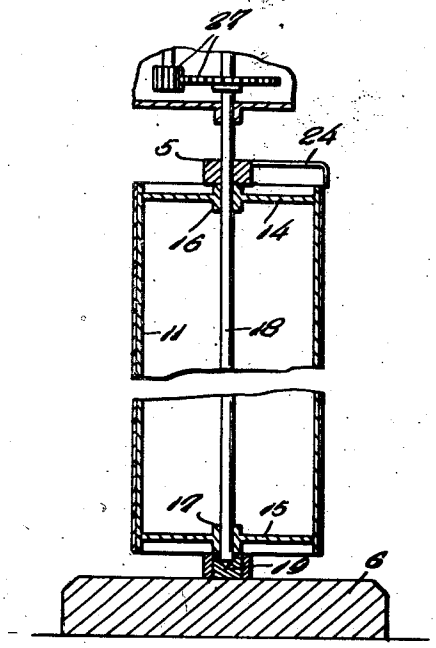

Fig. 4.

Inventor

Morris Wapner

By Clarence A. O'Brien

Attorney

Patented Mar. 31, 1942

2,277,804

UNITED STATES PATENT OFFICE

2,277,804

CLOCK

Morris Wapner, Tremont, Pa.

Application June 13, 1941, Serial No. 397,952

3 Claims. (Cl. 58—43)

This invention relates to clocks, and more particularly to clocks of the type provided for synchronically and continuously indicating the time in a plurality of places, and particularly in a plurality of countries throughout the world.

In accordance with the present invention a clock of the character above described is so equipped that one may readily compare the time in one locality with the time in another locality or place or country.

A further object of the invention is to provide a clock of the character above mentioned characterized by simplicity of construction, combination and arrangement of parts.

The invention, together with its objects and advantages, will be best understood from a study of the following description taken in connection with the accompanying drawings wherein:

Figure 1 is a front elevational view of a clock embodying the features of the present invention.

Figure 2 is a top plan view of the clock with the casing supporting the clock mechanism removed.

Figure 3 is a fragmentary detail horizontal sectional view illustrating certain details hereinafter more fully referred to.

Figure 4 is a fragmentary vertical sectional view illustrating certain details hereinafter more fully referred to, and

Figure 5 is a plan view of a numeral strip forming part of the invention.

Referring more in detail to the drawings, it will be seen that in accordance with the present invention there is provided a substantially rectangular vertical frame 5 that is mounted on a base 6 of any suitable design.

Mounted vertically in the frame 5 at opposite ends thereof are column panels 7 and 8, respectively; and the panel 7 on one face thereof is provided with a column of spaces 9 in which are printed or otherwise displayed the names of the various countries throughout the world, while the panel 8 is provided on one face thereof with a column of blank spaces 10 in which are to be printed or otherwise displayed the names of the capitals or principal cities of the countries appearing in the spaces 9.

Also in accordance with the present invention there are provided drums 11, 12 and 13, respectively.

The drum 11 may be designated as the "hour" drum, while the drum 12 may be designated as the "minute" drum, and the drum 13 designated as the "second" drum.

The drums 11, 12 and 13 are vertically positioned within the frame 5 as shown, and respectively are provided with upper and lower spiders 14 and 15, the hubs 16, 17, of which accommodate vertical shafts 18.

The hubs of the spiders are suitably secured to the shafts 18 to rotate therewith, and the lower ends of the shafts 18 are tapered and rest in bearing sockets 19 provided in the lower member of the frame 5 as shown in Figure 4.

The drums 11, 12 and 13 have sleeved on the peripheries thereof bands of paper or other suitable material, and having thereon numerals as shown.

Preferably, the bands 20 associated with the hour drum 11 are respectively composed of two sections with the numerals of one section being from 1 to 12 and of some bright color, such as gold, and the numerals of the second section being also from 1 to 12, and of some dark color, the bright color of the numerals of the one section indicating the daylight half of the day, and the numerals of dark color indicating the night half of the 24-hour period.

It will be understood that there will be one band 20 on each of the drums for each blank space 9, and the numerals on the bands 20 associated with the drums 12 and 13 successively increase by 5, starting with the numeral 5 and ending with the numeral 60 to indicate minutes and seconds respectively.

The column panels 9 and 10 at the inner longitudinal edges thereof are provided in any suitable way with integral pointers 21 overlying the bands 20, while supported between the top and bottom members of the frame 5, and in alternation to the drums 11, 12 and 13, are strips 22 respectively provided along one longitudinal edge thereof with pointers or arrows 23 overlying the bands 20 associated with the drums 12 and 13 to facilitate reading the clock across the face thereof with respect to any given country found in the spaces 9.

Also the numerals on the bands 20 are adapted to be read against indexes or pointers 24 that extend forwardly from the upper member of the frame 5 as shown.

The drums 11, 12 and 13 are driven in synchronism from a suitable clock mechanism housed within a casing 25 provided therefor and mounted on the top member of the frame 5 through the medium of suitable brackets 26, or in any other desired manner.

The shafts 18 for the drums 11, 12, and 13 are driven from the clock mechanism within the

casing 25 through the medium of gearing 27 as also clearly suggested in Fig. 4.

It is believed that from the foregoing description, the manner of using and reading the clock will be apparent to those skilled in the art, and that through the medium of such a clock one may readily determine the hour of day in any one of the countries appearing in the blank spaces 9, and the hour of day in any one of the principal cities or capitals of such countries as appear in the blank spaces 10.

It will also be understood that if desired the "seconds" drum 13 may be omitted without departing from the spirit of the invention as herein described and claimed.

It will also be appreciated that other modifications may be made in the practical adaptation of the invention as desired or expediency may dictate without departing from the invention as herein illustrated, described and claimed.

Having thus described the invention what is claimed as new is:

1. In a clock of the character described, a substantially flat upright frame, vertical panels mounted in the frame and spaced from one another, one of said panels provided with a vertical column adapted to have the names of countries listed thereon, and the other of said panels provided with a vertical column adapted to have the names of the principal cities of such countries listed thereon, drums rotatably supported in said frame between said panels, portions of the drum being exposed at opposite faces of the frame, said drums having circumferential bands arranged thereon, with the bands on one of said drums having graduations indicating hours, and the bands on the other of said drums having graduations indicating parts of hours, and a clock mechanism connected with said drums for driving the same at the proper speed.

2. In a clock of the character described, a substantially flat upright frame, vertical panels mounted in the frame and spaced from one another, one of said panels provided with a vertical column adapted to have the names of countries listed thereon, and the other of said panels provided with a vertical column adapted to have the names of the principal cities of such countries listed thereon, drums rotatably supported in said frame between said panels, said drums having circumferential bands arranged thereon, with the bands on one of said drums having graduations indicating hours, and the bands on the other of said drums having graduations indicating parts of hours, indexes extending outwardly from one of the members of said frame and corresponding in number with the number of drums, said indexes adapted to be read against the graduations on the bands of the respective drums, and a clock mechanism connected with said drums for driving the same at the proper speed.

3. In a clock of the character described, a substantially flat upright frame, vertical panels mounted in the frame and spaced from one another, one of said panels provided with a vertical column adapted to have the names of countries listed thereon, and the other of said panels provided with a vertical column adapted to have the names of the principal cities of such countries listed thereon, drums rotatably supported in said frame between said panels, portions of the drum being exposed at opposite faces of the frame, said drums having circumferential bands arranged thereon, with the bands on one of said drums having gaduations indicating hours, and the bands on the other of said drums having graduations indicating parts of hours, indexes extending outwardly from one of the members of said frame and corresponding in number with the number of drums, said indexes adapted to be read against the graduations on the bands of the respective drums, and a clock mechanism connected with said drums for driving the same at the proper speed, said clock mechanism embodying a housing therefor mounted on the top member of said frame.

MORRIS WAPNER.