



US00D764646S

(12) **United States Design Patent**
Miyazaki et al.

(10) **Patent No.:** **US D764,646 S**

(45) **Date of Patent:** **** Aug. 23, 2016**

- (54) **AIR CONDITIONER**
- (71) Applicant: **Samsung Electronics Co., Ltd.**,
Suwon-si, Gyeonggi-do (KR)
- (72) Inventors: **Hirohisa Miyazaki**, Tokyo (JP); **Hee Jae Jeong**, Seoul (KR); **Jin Sook Park**,
Uiwang-si (KR)
- (73) Assignee: **SAMSUNG ELECTRONICS CO., LTD.** (KR)

D700,306 S *	2/2014	Seki	D23/351
D700,307 S *	2/2014	Seki	D23/351
D700,690 S *	3/2014	Chouji	D23/351
D720,060 S *	12/2014	Murai	D23/351
D720,061 S *	12/2014	Nakamura	D23/351
D720,062 S *	12/2014	Guojie	D23/351
D720,445 S *	12/2014	Murai	D23/351
D720,842 S *	1/2015	Chouji	D23/351
D740,404 S *	10/2015	Li	D23/351
D744,076 S *	11/2015	Xu	D23/351
2012/0122389 A1 *	5/2012	Kishimoto	F24F 1/0007 454/284
2015/0300678 A1 *	10/2015	Niimura	F24F 13/20 454/284

(**) Term: **14 Years**

(21) Appl. No.: **29/509,710**

(22) Filed: **Nov. 20, 2014**

(30) **Foreign Application Priority Data**

May 22, 2014 (KR) 30-2014-0025353

(51) **LOC (10) CL.** **23-04**

(52) **U.S. CL.**
USPC **D23/351**

(58) **Field of Classification Search**
USPC D23/324-327, 332-334, 342-344,
D23/351-354, 370, 385, 388; 165/121;
454/284; 62/259.1, 298, 407
CPC F24F 13/08; F24F 13/15; F24F 13/1413;
F24F 1/00; F24F 1/27; F24F 2001/0048
See application file for complete search history.

(56) **References Cited**

U.S. PATENT DOCUMENTS

D310,711 S *	9/1990	Welch	D23/325
D311,244 S *	10/1990	Allard	D23/325
D558,866 S *	1/2008	Yamamoto	D23/351
D605,267 S *	12/2009	Nakamura	D23/351
D641,853 S *	7/2011	Seki	D23/351
D641,854 S *	7/2011	Seki	D23/351
D683,004 S *	5/2013	Chouji	D23/351
D689,179 S *	9/2013	Nishiguchi	D23/351

OTHER PUBLICATIONS

Samsung [online] Retrieved on Apr. 12, 2016 from URL <http://www.samsung.com/levant/consumer/home-appliances/air-conditioners/wall-mount/AR12HPFNDWK/SG>.*

* cited by examiner

Primary Examiner — Manpreet Matharu

Assistant Examiner — Keith Wilson

(74) *Attorney, Agent, or Firm* — Cantor Colburn LLP

(57) **CLAIM**

We claim, the ornamental design for air conditioner, as shown and described.

DESCRIPTION

FIG. 1 is the front perspective view of air conditioner showing our new design;
FIG. 2 is the front view thereof;
FIG. 3 is the rear view thereof;
FIG. 4 is the side view thereof;
FIG. 5 is the another side view thereof;
FIG. 6 is the top plan view thereof; and,
FIG. 7 is the bottom plan view thereof.
The broken lines illustrating portions of the air conditioner are for environmental purposes only and form no part of the claimed design.

1 Claim, 7 Drawing Sheets

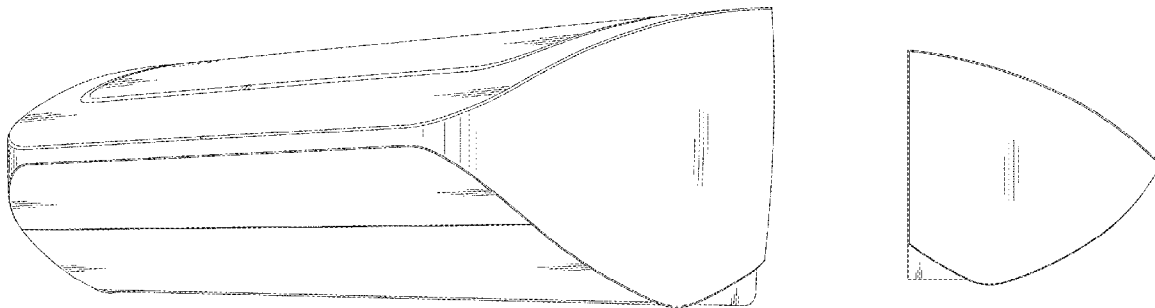


Fig. 1

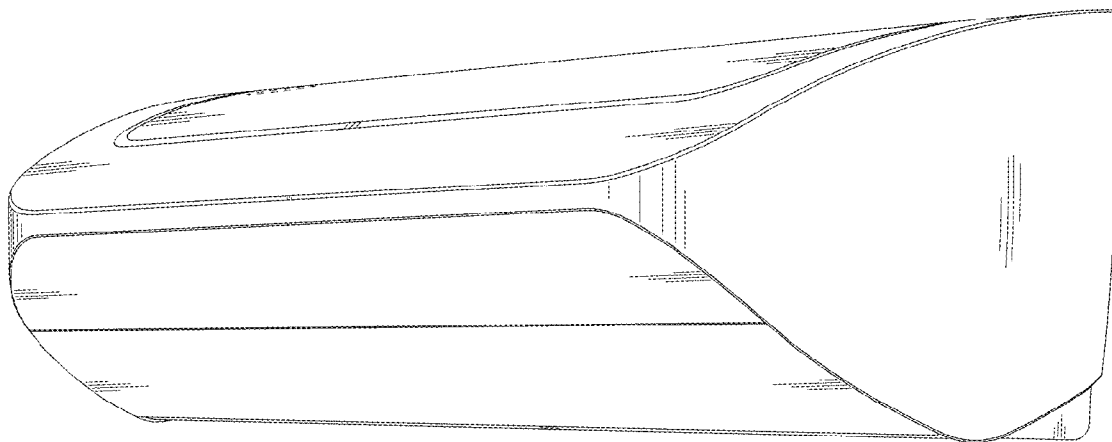


Fig. 2




Fig. 3




Fig. 4

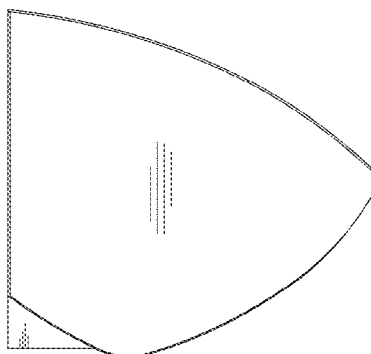


Fig. 5

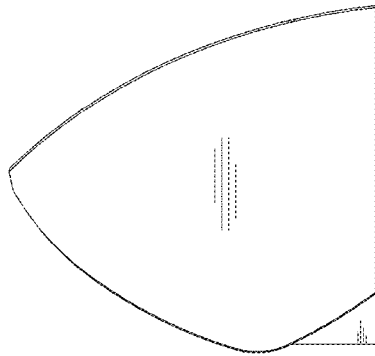


Fig. 6




Fig. 7

