



US00D534604S

(12) **United States Design Patent**
Norton et al.

(10) **Patent No.:** **US D534,604 S**

(45) **Date of Patent:** **** Jan. 2, 2007**

(54) **GOLF GRIP**

(75) Inventors: **Bruce John Norton**, Laurinburg, NC
(US); **Charles Walter Devaney**,
Laurinburg, NC (US)

(73) Assignee: **Eaton Corporation**, Cleveland, OH
(US)

(**) Term: **14 Years**

(21) Appl. No.: **29/252,287**

(22) Filed: **Jan. 20, 2006**

(51) **LOC (8) Cl.** **21-02**

(52) **U.S. Cl.** **D21/756**

(58) **Field of Classification Search** D21/756,
D21/757; 473/300–303

See application file for complete search history.

(56) **References Cited**

U.S. PATENT DOCUMENTS

D235,898 S	*	7/1975	Spencer	D21/756
D235,899 S	*	7/1975	Spencer	D21/756
D244,100 S	*	4/1977	Spencer	D21/756
D259,802 S	*	7/1981	Williams	D21/756
D284,298 S	*	6/1986	Kobayashi	D21/756
D295,207 S	*	4/1988	Mahaffey	D21/756

D328,484 S	*	8/1992	Hsien	D21/756
D363,963 S	*	11/1995	Boone et al.	D21/756
D431,851 S	*	10/2000	Anderson	D21/756
D463,521 S	*	9/2002	Jones	D21/756
D469,492 S	*	1/2003	Huang	D21/756
D477,374 S	*	7/2003	Huang	D21/756
D478,141 S	*	8/2003	Huang	D21/756
D512,758 S	*	12/2005	Tuerschmann et al.	D21/756
D524,390 S	*	7/2006	Tuerschmann	D21/756
D525,332 S	*	7/2006	Miller	D21/756
D525,673 S	*	7/2006	Miller	D21/756

* cited by examiner

Primary Examiner—Mitchell Siegel

(74) *Attorney, Agent, or Firm*—Daniel S. Kalka

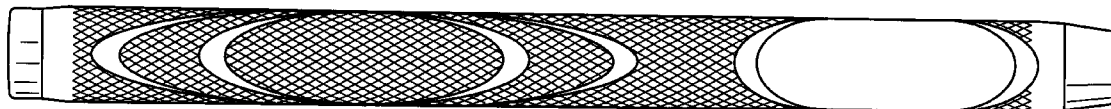
(57) **CLAIM**

The ornamental design for a golf grip, substantially as shown and described.

DESCRIPTION

FIG. 1 is a front elevational view of the golf grip;
FIG. 2 is a rear elevational view;
FIG. 3 is a side elevational view;
FIG. 4 is a top view; and,
FIG. 5 is a bottom view.

1 Claim, 2 Drawing Sheets



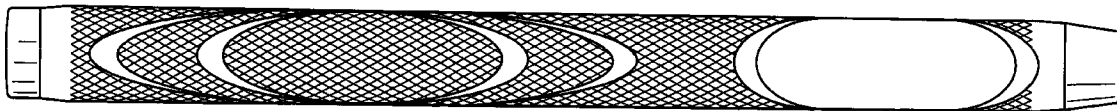


Fig. 1

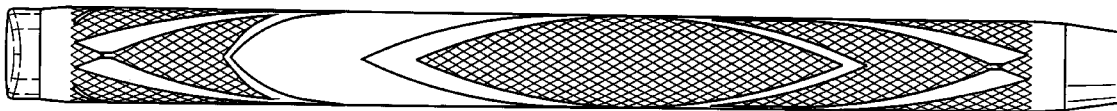


Fig. 2

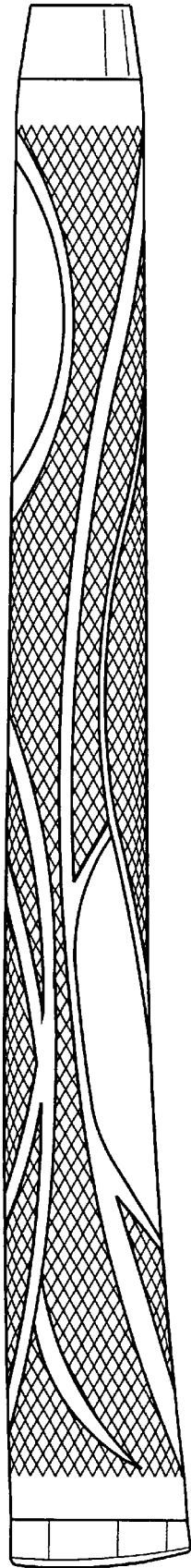


Fig. 3

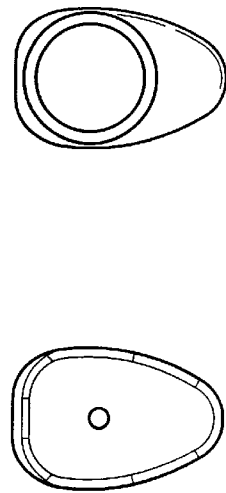


Fig. 4 Fig. 5