United States Patent [19]

Masaki et al.

[11] **Patent Number: Des. 295,528**

[45] **Date of Patent: ** May 3, 1988**

[54] **ELECTROPHOTOGRAPHIC COPIER**

[75] Inventors: **Nobuo Masaki**, Kawasaki; **Eiko Sekine**, Yokohama, both of Japan

[73] Assignee: **Canon Kabushiki Kaisha**, Tokyo, Japan

[**] Term: **14 Years**

[21] Appl. No.: **764,005**

[22] Filed: **Aug. 9, 1985**

[30] **Foreign Application Priority Data**

Feb. 14, 1985 [JP] Japan 60-5392

[52] **U.S. Cl.** **D16/31**

[58] **Field of Search** ..... D16/27-32; 355/3 R, 3 SH, 3 CH, 5-11, 14 R, 14 SH, 18-19, 45-51, 54

[56] **References Cited**

U.S. PATENT DOCUMENTS

D. 278,246	4/1985	Masaki	D16/31
D. 280,634	9/1985	Imada	D16/31
D. 285,209	8/1986	Kusako	D16/31
4,364,656	12/1982	Yanagawa	355/3 CH
4,490,035	12/1984	Sugiura	355/8
4,571,053	2/1986	Kasama	355/3 R

OTHER PUBLICATIONS

Canon PC-10/20 Brochure—3/83—rear cover—Copiers at left.

Canon "A Commitment to Copying Excellence"-Brochure—5/84—rear cover-Copiers at left.

Primary Examiner—Nelson C. Holtje

Attorney, Agent, or Firm—Fitzpatrick, Cella, Harper & Scinto

[57] **CLAIM**

The ornamental design for an electrophotographic copier, as shown and described.

DESCRIPTION

FIG. **1** is a front elevational view of an electrographic copier showing our new design;
FIG. **2** is a rear elevational view thereof;
FIG. **3** is a top plan view thereof;
FIG. **4** is a bottom plan view thereof;
FIG. **5** is a left side elevational view thereof;
FIG. **6** is a right side elevational view thereof;
FIG. **7** is a top and right front perspective view thereof.

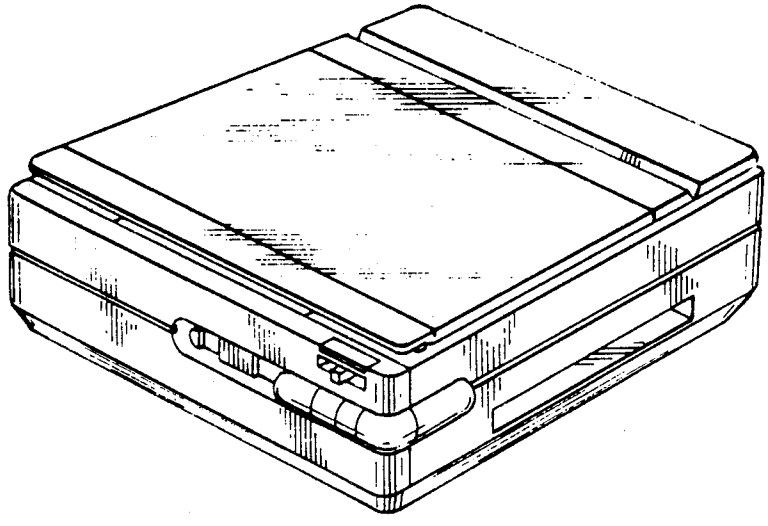

FIG. 1

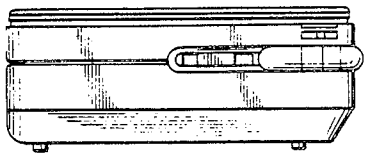

FIG. 2



FIG. 3



FIG. 4



FIG. 5



FIG. 6



FIG. 7

