US00D416255S

United States Patent [19]

Johansson et al.

[11] **Patent Number: Des. 416,255**

[45] **Date of Patent: ** Nov. 9, 1999**

[54] **COMMUNICATOR**

[75] Inventors: **Panu Johansson**, Tampere, Finland; **Marc Tappeiner**, Santa Barbara; **Sheldon Phillips**, Agoura, both of Calif.

[73] Assignee: **Nokia Mobile Phones Limited**, Espoo, Finland

[**] Term: **14 Years**

[21] Appl. No.: **29/084,307**

[22] Filed: **Feb. 27, 1998**

[51] **LOC (6) Cl.** **14-03**

[52] **U.S. Cl.** **D14/144**; D14/100; D14/138

[58] **Field of Search** D14/137, 138, D14/147–148, 247–248, 250, 240, 140–142, 144, 100, 106, 115; 379/433, 434, 419, 420, 428, 440, 110.01; 455/550–575, 90; D18/7; 364/708.1, 705.5; 361/863; 345/168–169, 172–173, 905

[56] **References Cited**

U.S. PATENT DOCUMENTS

D. 337,764	7/1993	Paton et al.	D14/138
D. 373,764	9/1996	Nagele et al.	D14/138
D. 377,341	1/1997	Imai et al.	D14/100
D. 380,468	7/1997	Tyneski et al.	D14/137
D. 388,784	1/1998	Phillips et al.	D14/138
D. 390,555	2/1998	Finke-Anlauff	D14/138
D. 392,968	3/1998	Johansson	D14/144
D. 396,230	7/1998	Phillips et al.	D14/138
D. 398,307	9/1998	Collins	D14/144
5,189,632	2/1993	Paajanen et al.	D14/144 X

OTHER PUBLICATIONS

Mobile Computing and Communication, Novatel wWireless ad, Nov. 1997.

Primary Examiner—Jeffrey Asch
Attorney, Agent, or Firm—Perman & Green, LLP

[57] **CLAIM**

The ornamental design for a communicator, as shown and described.

DESCRIPTION

FIG. **1** is a front elevational view of a communicator, in a closed configuration, showing our new design;
FIG. **2** is a right side elevational view;
FIG. **3** is a left side elevational view thereof;
FIG. **4** is a bottom plan view thereof;
FIG. **5** is a top plan view thereof;
FIG. **6** is a rear elevational view thereof;
FIG. **7** is a bottom, right side, front perspective view thereof, in an open configuration with its antenna raised;
FIG. **8** is a bottom, rear and left side perspective view thereof, and;
FIG. **9** is a bottom, right side, front perspective view thereof, in its closed configuration.

1 Claim, 6 Drawing Sheets

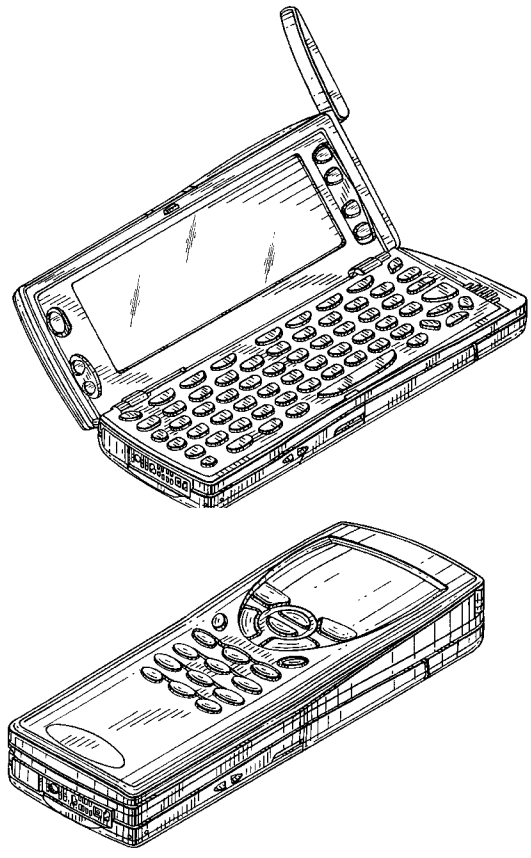

FIG. 1

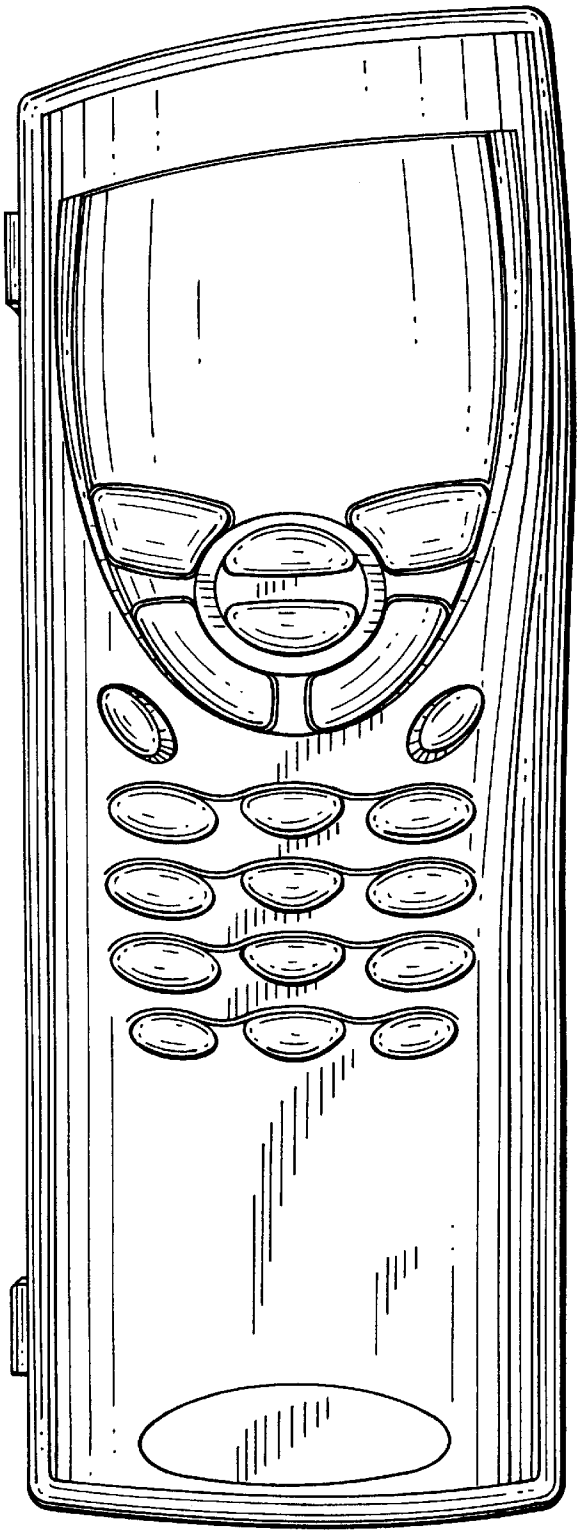

FIG. 2



FIG. 3

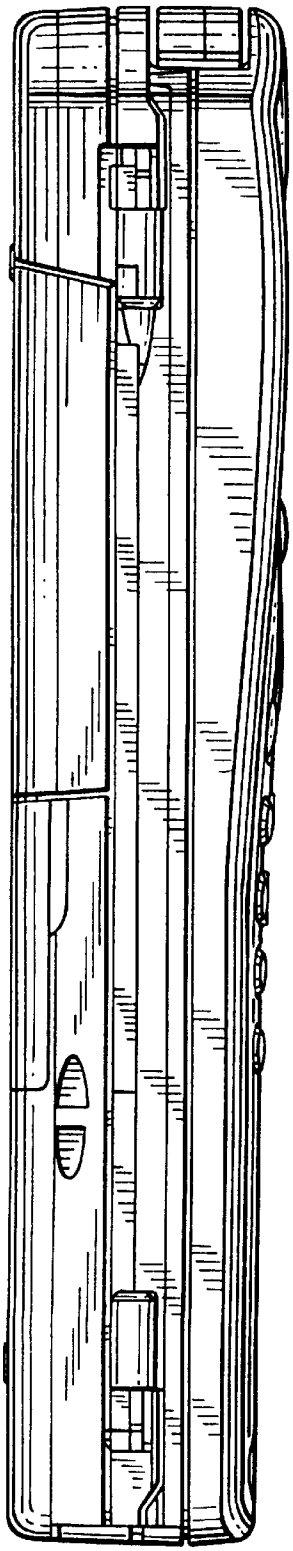

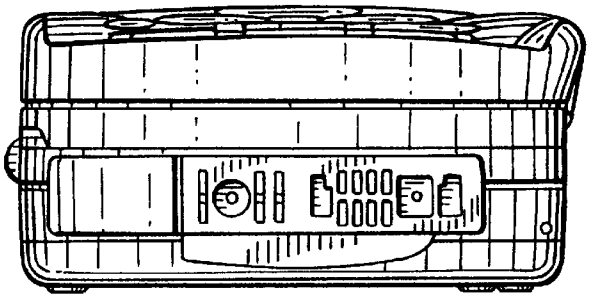

FIG. 4

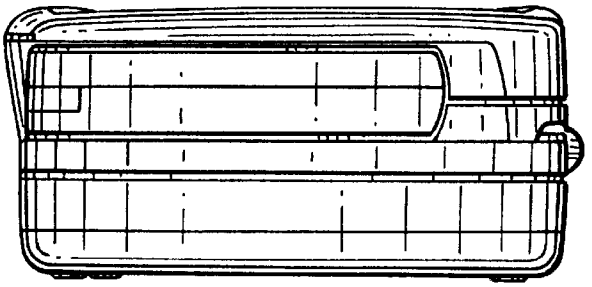

FIG. 5

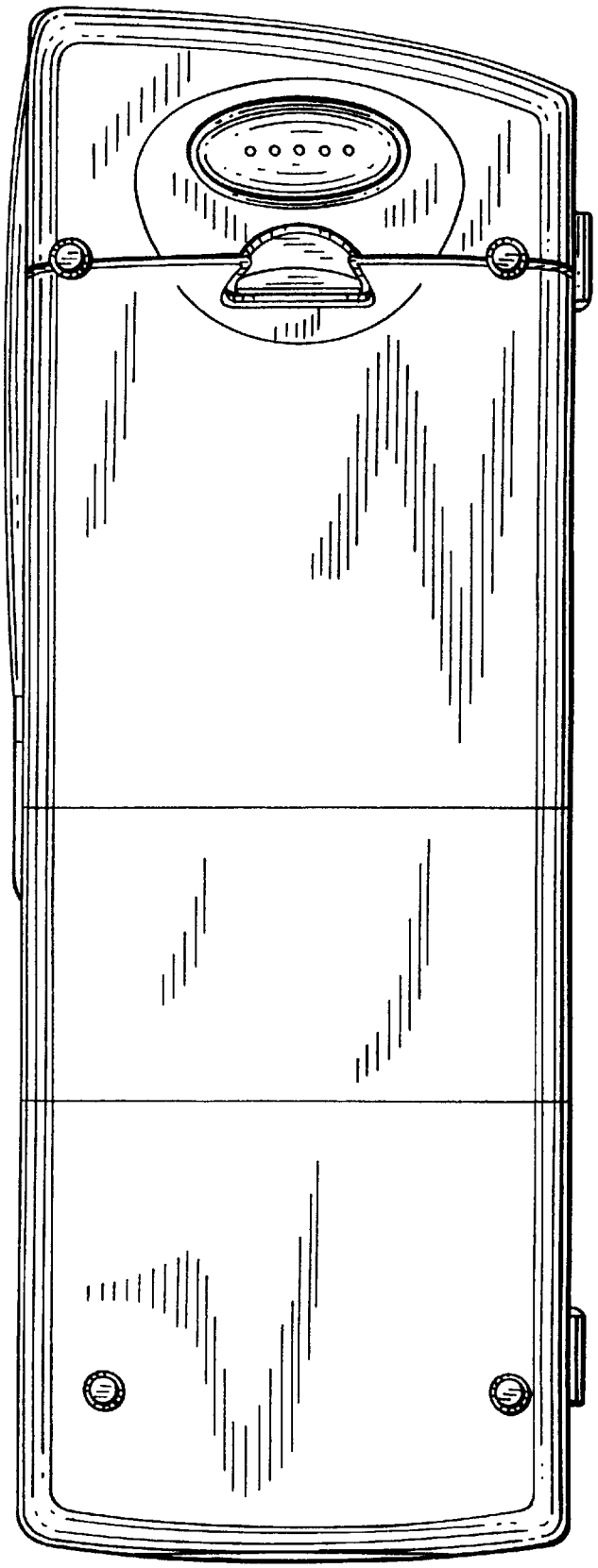

FIG. 6



FIG. 7



FIG. 8

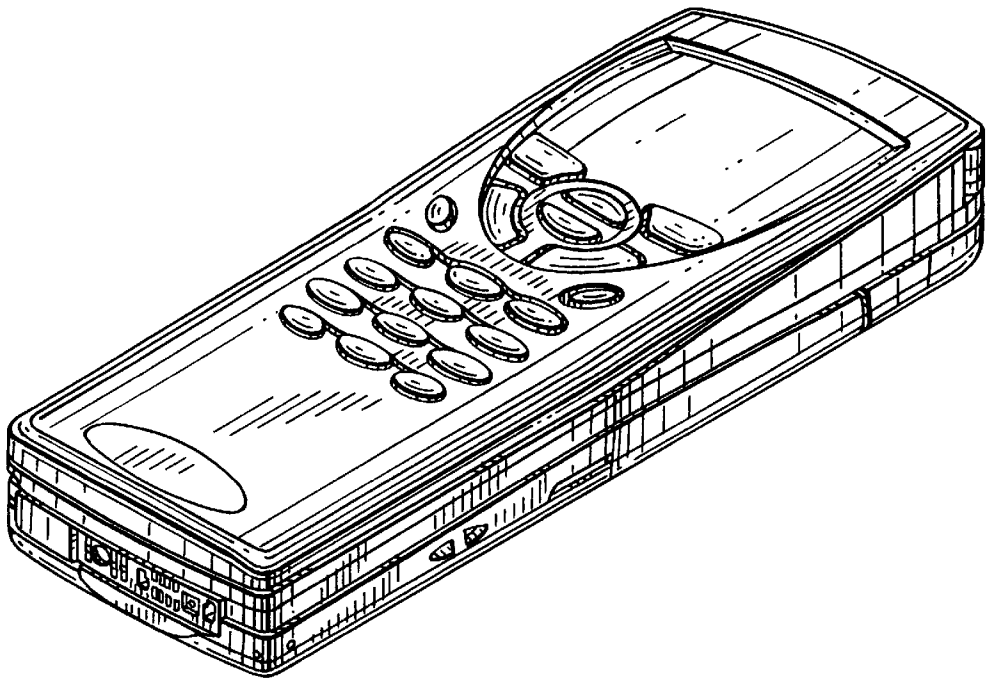

FIG. 9