



US00D345686S

United States Patent [19]

[11] Patent Number: Des. 345,686

Boehner

[45] Date of Patent: ** Apr. 5, 1994

[54] **ELECTRICAL INFORMATION KEY**

[75] Inventor: Michael D. Boehner, Minnetonka, Minn.

[73] Assignee: Datakey, Inc., Burnsville, Minn.

[**] Term: 14 Years

[21] Appl. No.: 831,319

[22] Filed: Feb. 5, 1992

[52] U.S. Cl. D8/347; D14/114

[58] Field of Search D8/347; 70/405, 408, 70/283; 235/443; 361/171-172; 340/287, 301-302, 855.5, 855.4; D14/114

[56] **References Cited**

U.S. PATENT DOCUMENTS

- D. 265,049 6/1982 Flies D8/347
- D. 274,126 6/1984 Flies D8/347
- D. 302,238 7/1989 Kopu D8/347

- D. 321,691 11/1991 Brenda et al. D8/347 X
- D. 322,387 12/1991 Bailey D8/347
- 4,297,569 10/1981 Flies 235/443
- 4,752,679 6/1988 Wehrmacher 235/443 X

Primary Examiner—Wallace R. Burke
Assistant Examiner—M. H. Tung
Attorney, Agent, or Firm—Vidas, Arrett & Steinkraus

[57] **CLAIM**

The ornamental design for an electrical information key, as shown and described.

DESCRIPTION

FIG. 1 is a perspective view;
FIG. 2 is a rear elevational view;
FIG. 3 is a top plan view;
FIG. 4 is a bottom plan view;
FIG. 5 is a front elevational view; and,
FIG. 6 is a right side elevational view, the left side is a mirror image.

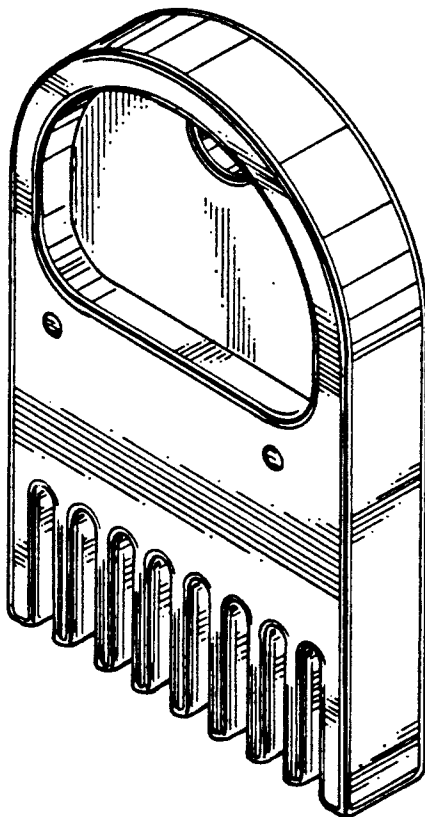


Fig. 1

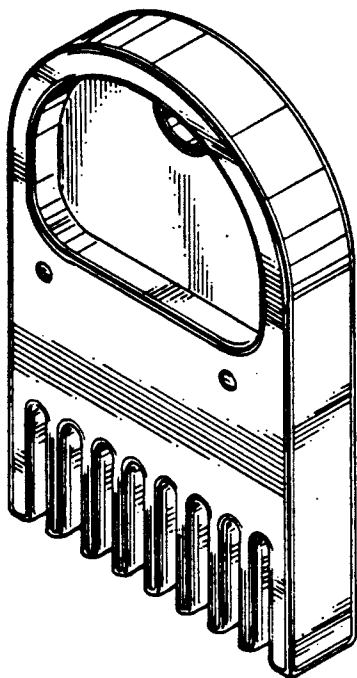


Fig. 2

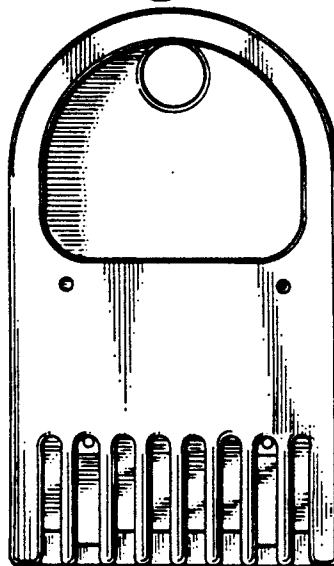


Fig. 3



Fig. 4



Fig. 5

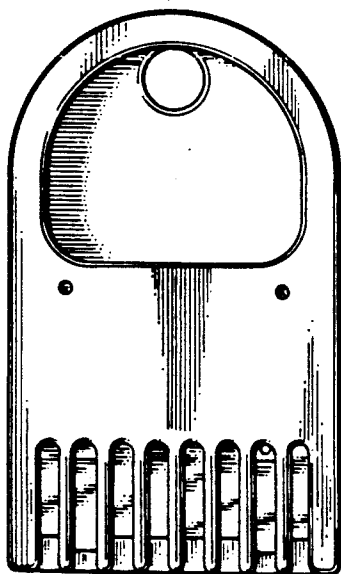


Fig. 6

