



US00D512009S

(12) **United States Design Patent**  
**Chen**

(10) **Patent No.:** **US D512,009 S**

(45) **Date of Patent:** **\*\* Nov. 29, 2005**

(54) **WHEEL**

(75) Inventor: **May Shumei Chen**, Walnut, CA (US)

(73) Assignee: **Trister Global**, Walnut, CA (US)

(\*\*) Term: **14 Years**

(21) Appl. No.: **29/206,860**

(22) Filed: **Jun. 7, 2004**

(51) **LOC (8) Cl.** ..... **12-16**

(52) **U.S. Cl.** ..... **D12/211**

(58) **Field of Search** ..... D12/204-213;  
301/37.101, 64.101, 65

(56) **References Cited**

**U.S. PATENT DOCUMENTS**

- D399,469 S \* 10/1998 Miansian ..... D12/209
- D455,698 S \* 4/2002 Chung ..... D12/209
- D461,439 S \* 8/2002 Hodges ..... D12/209

- D477,557 S \* 7/2003 Iacovelli et al. .... D12/211
- D484,840 S \* 1/2004 Heel ..... D12/209
- D494,915 S \* 8/2004 Wang ..... D12/209
- D497,585 S \* 10/2004 Smith et al. .... D12/209
- D497,862 S \* 11/2004 Chiu ..... D12/209
- D498,194 S \* 11/2004 Aquino ..... D12/209
- D498,449 S \* 11/2004 Smith et al. .... D12/209
- D501,173 S \* 1/2005 Walbey, Jr. .... D12/209

\* cited by examiner

*Primary Examiner*—Stacia Cadmus

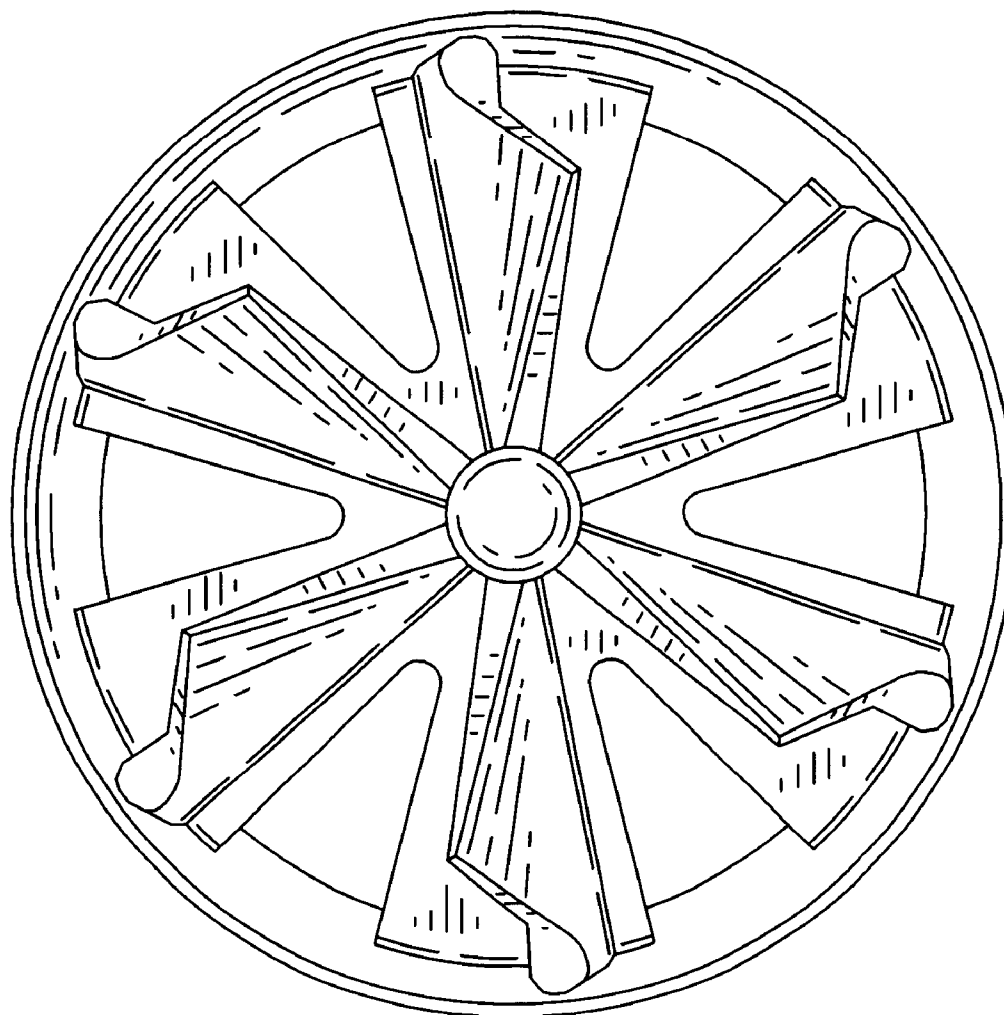
(57) **CLAIM**


The ornamental design for a wheel, as shown and described.

**DESCRIPTION**

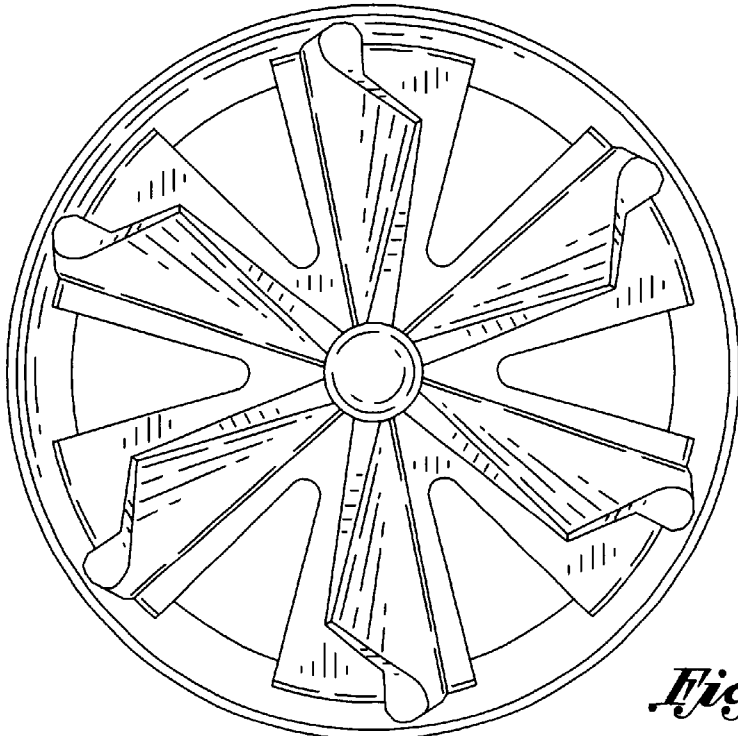
FIG. 1 is a front perspective view of a wheel, showing my new design;  
FIG. 2 is a front view thereof; and,  
FIG. 3 is a side view thereof.

**1 Claim, 2 Drawing Sheets**






*Fig. 1*



*Fig. 2*



*Fig. 3*