



US00D581080S

(12) **United States Design Patent**  
**Mier-Langner**

(10) **Patent No.:** **US D581,080 S**

(45) **Date of Patent:** **\*\* Nov. 18, 2008**

(54) **LED LUMINAIRE**

(75) Inventor: **Alejandro Mier-Langner**, Providence,  
RI (US)

(73) Assignee: **Genlyte Thomas Group LLC**,  
Louisville, KY (US)

(\*\*) Term: **14 Years**

(21) Appl. No.: **29/317,604**

(22) Filed: **May 2, 2008**

(51) **LOC (8) Cl.** ..... **26-05**

(52) **U.S. Cl.** ..... **D26/72; D26/76; D26/63**

(58) **Field of Classification Search** ..... D26/1,  
D26/2, 24, 76-78, 80, 86, 37, 72, 63; D13/182;  
362/100, 127, 133, 240, 605, 612, 613, 640,  
362/646, 648

See application file for complete search history.

(56) **References Cited**

**U.S. PATENT DOCUMENTS**

D125,468 S \* 2/1941 Dreyfuss ..... D26/24  
D209,982 S \* 1/1968 Cohen ..... D26/24  
D306,909 S \* 3/1990 Kelley et al. .... D26/24  
D393,734 S \* 4/1998 Casteel ..... D26/76  
6,386,723 B1 \* 5/2002 Eberlein et al. .... 362/33  
D527,131 S \* 8/2006 McCarthy, III ..... D26/63  
D563,013 S \* 2/2008 Levine ..... D26/63  
D569,027 S \* 5/2008 Hakamada ..... D26/76

**FOREIGN PATENT DOCUMENTS**

JP 02037608 A \* 2/1990

\* cited by examiner

*Primary Examiner*—Clare E Heflin

(74) *Attorney, Agent, or Firm*—John F. Salazar; Middleton  
Reutlinger

(57) **CLAIM**

The ornamental design for an LED luminaire, as shown and  
described.

**DESCRIPTION**

FIG. 1 is an upper perspective view of the LED luminaire of  
the present invention;

FIG. 2 is a front view of the design of the present invention;

FIG. 3 is a top view of the design of the present invention;

FIG. 4 is a bottom view of the design of the present invention;

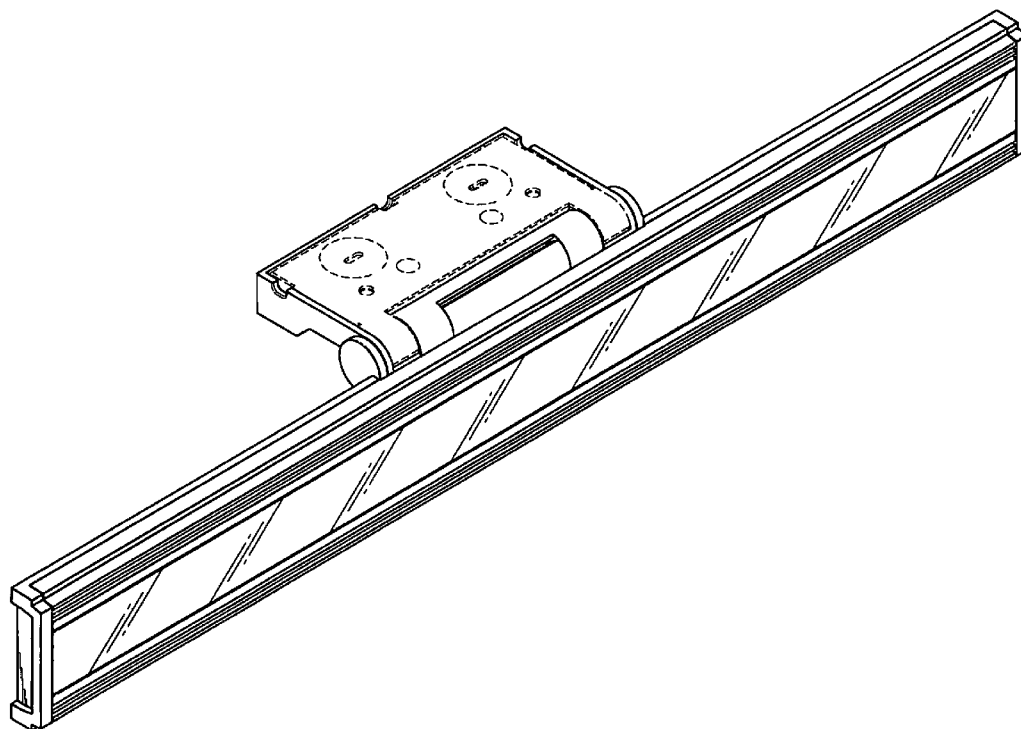
FIG. 5 is a rear view of the design of the present invention;

FIG. 6 is a right side view of the design of the present inven-  
tion, the left side view being a mirror image of the right side  
view, and is not included; and,

FIG. 7 is a right side view of an alternate position of the  
luminaire shown in FIG. 6, the left side view being a mirror  
image of the right side view, and is not included.

The broken lines showing environmental structure are for  
illustrative purposes only and form no part of the claimed  
design.

**1 Claim, 7 Drawing Sheets**



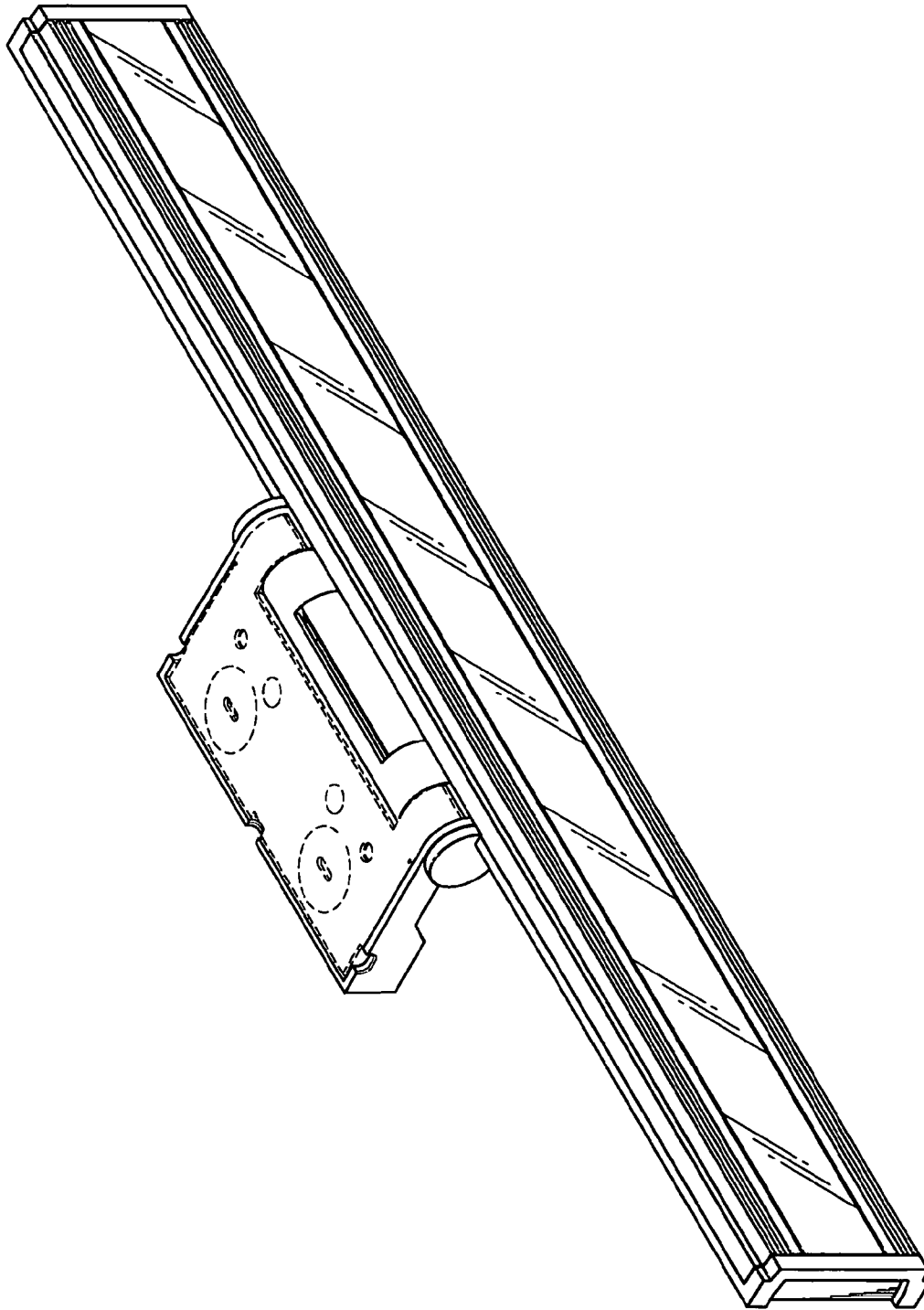


FIG. 1

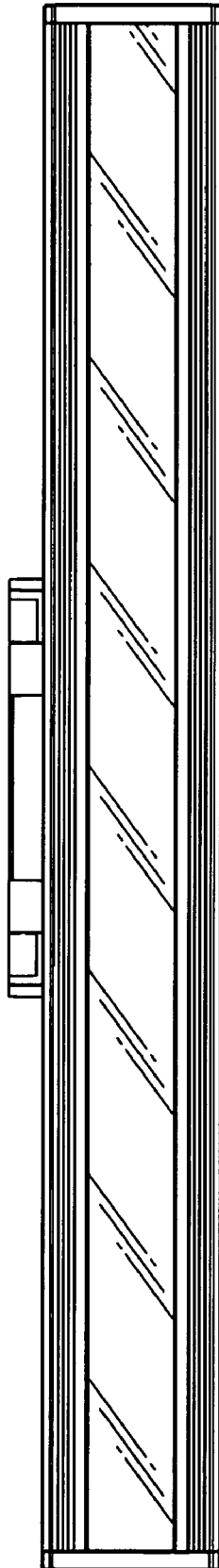


FIG. 2

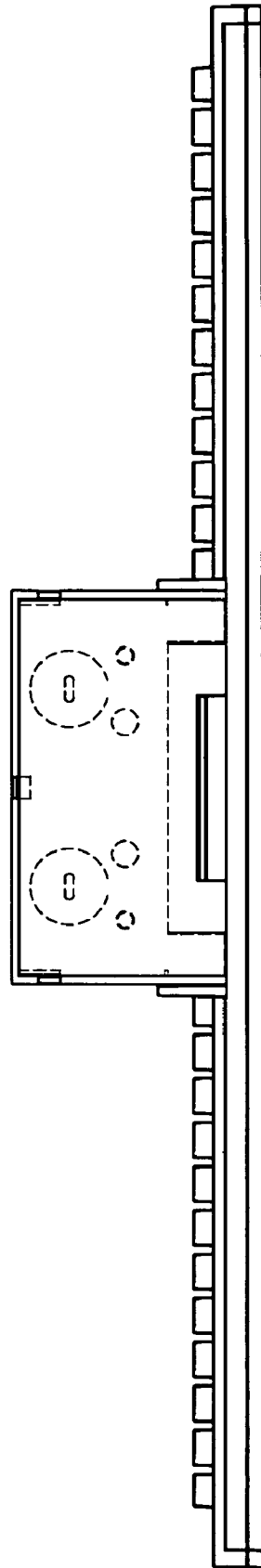


FIG. 3

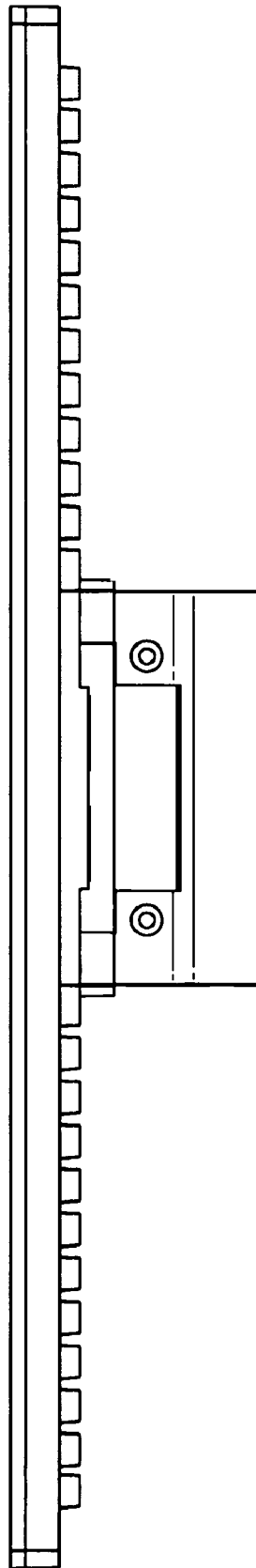


FIG. 4

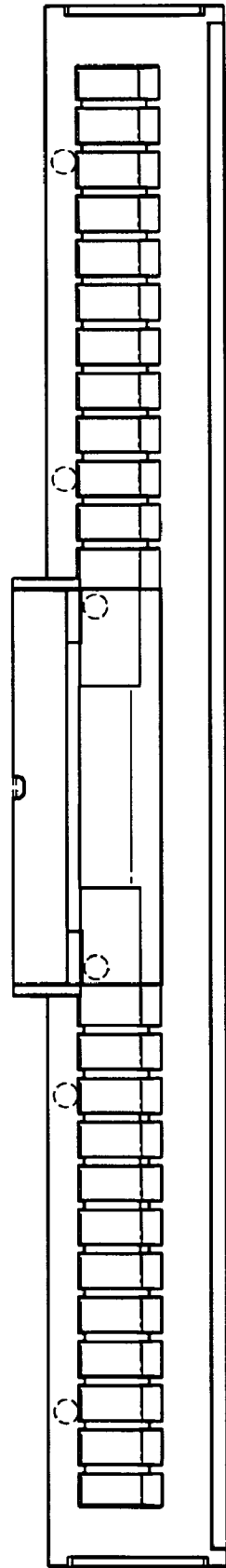


FIG. 5

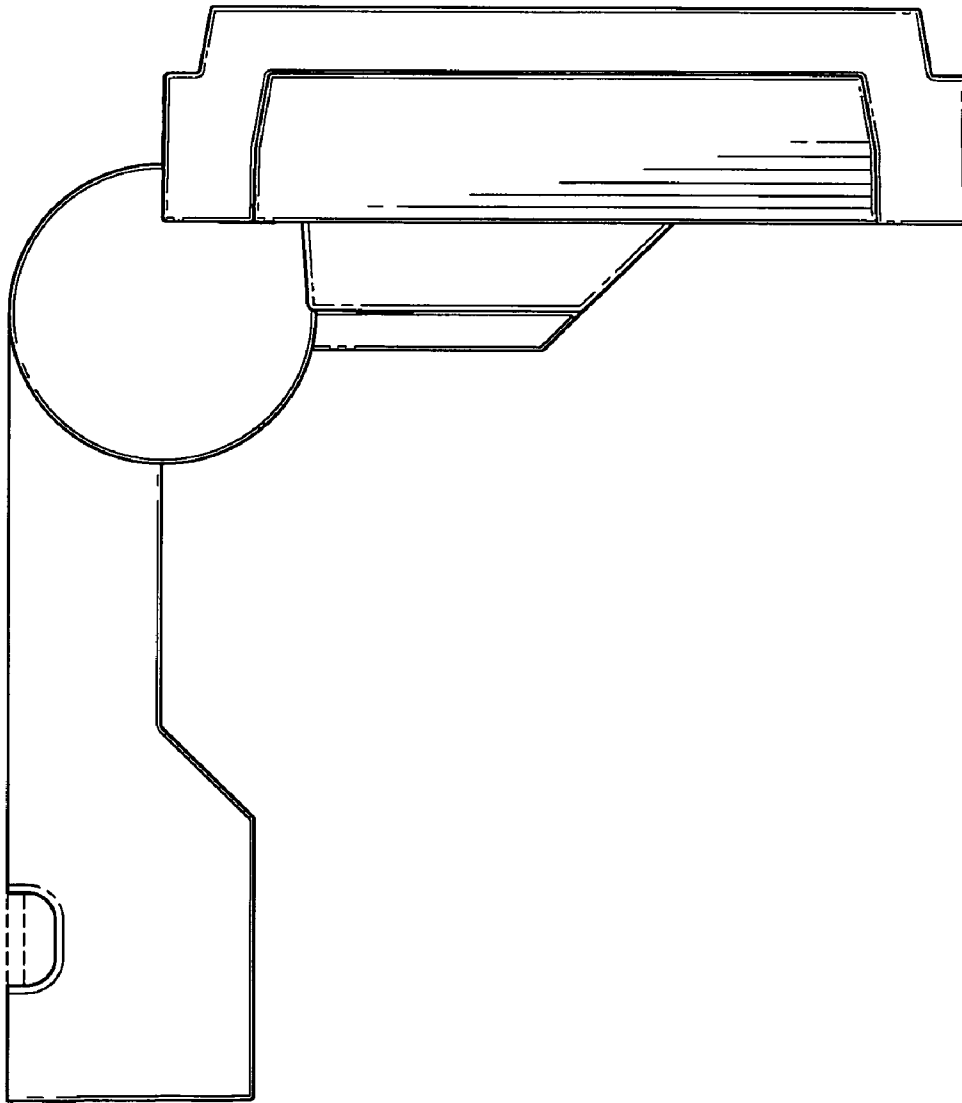


FIG. 6

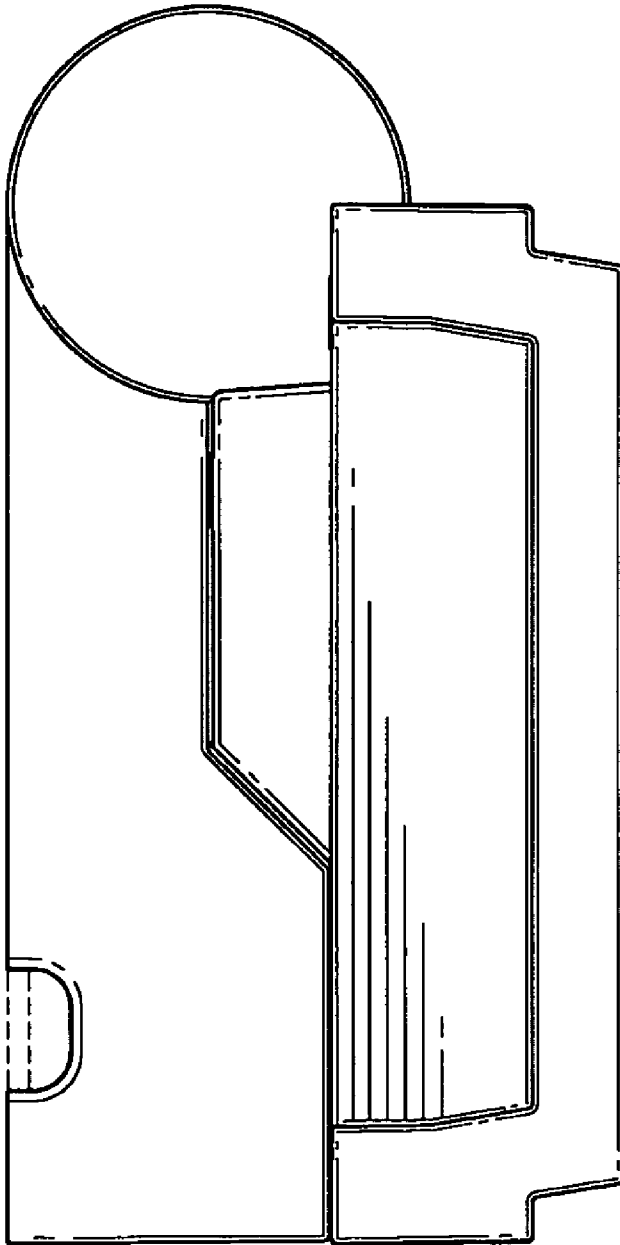


FIG. 7