

(12) STANDARD PATENT
(19) AUSTRALIAN PATENT OFFICE

(11) Application No. **AU 2009244130 B2**

(54) Title
Quinazoline derivatives

(51) International Patent Classification(s)
C07D 239/70 (2006.01) **C07D 239/93** (2006.01)
C07D 239/72 (2006.01)

(21) Application No: **2009244130** (22) Date of Filing: **2009.05.08**

(87) WIPO No: **WO09/137797**

(30) Priority Data

(31) Number	(32) Date	(33) Country
12/118,019	2008.05.09	US

(43) Publication Date: **2009.11.12**

(44) Accepted Journal Date: **2012.11.01**

(71) Applicant(s)
Hutchison MediPharma Enterprises Limited

(72) Inventor(s)
Ren, Yongxin;Zhang, Weihan;Duan, Jifeng;Cui, Yumin;Su, Wei-Guo;Yan, Xiaoqiang

(74) Agent / Attorney
Phillips Ormonde Fitzpatrick, 367 Collins Street, Melbourne, VIC, 3000

(56) Related Art
WO 2005/063739 A1

(12) INTERNATIONAL APPLICATION PUBLISHED UNDER THE PATENT COOPERATION TREATY (PCT)

(19) World Intellectual Property Organization
International Bureau



(43) International Publication Date
12 November 2009 (12.11.2009)

(10) International Publication Number
WO 2009/137797 A3

(51) International Patent Classification:

C07D 239/72 (2006.01) C07D 239/93 (2006.01)
C07D 239/70 (2006.01)

(21) International Application Number:

PCT/US2009/043347

(22) International Filing Date:

8 May 2009 (08.05.2009)

(25) Filing Language:

English

(26) Publication Language:

English

(30) Priority Data:

12/118,019 9 May 2008 (09.05.2008) US

(71) Applicant (for all designated States except US):

HUTCHISON MEDIPHARMA ENTERPRISES LIMITED [BS/BS]; Offshore Group Chambers, P.O. Box CB-12751, Nassau (BS).

(72) Inventors; and

(75) Inventors/Applicants (for US only): **SU, Wei-Guo** [US/CN]; Zhangjian High-Tech Park, 720 Cai Lun Road, Shanghai, 510620 (CN). **ZHANG, Weihai** [CN/CN]; Room 1703, Building 8, 1599 Ding Xiang Road, Pudong, Shanghai, 510620 (CN). **YAN, Xiaoqiang** [US/CN]; 338, 1115 Lane, Xiu Yan Road, Nan Hui, Shanghai (CN). **CUI, Yumin** [CN/CN]; Room 701, Building 26, 259 Tian Den Road, Shanghai, 510620 (CN). **REN, Yongxin** [CN/CN]; Zhangjian High-Tech Park, 720 Cai Lun Road, Shanghai, 510620 (CN). **DUAN, Jifeng** [US/CN]; #20-902, 888 Jin Xiu Road, Pudong, Shanghai, 510620 (CN).

(74) Agent: **TSAO, Y. Rocky**; Occhiuti Rohlicek & Tsao LLP, 10 Fawcett Street, Cambridge, Massachusetts 02138 (US).

(81) Designated States (unless otherwise indicated, for every kind of national protection available):

AE, AG, AL, AM, AO, AT, AU, AZ, BA, BB, BG, BH, BR, BW, BY, BZ, CA, CH, CN, CO, CR, CU, CZ, DE, DK, DM, DO, DZ, EC, EE, EG, ES, FI, GB, GD, GE, GH, GM, GT, HN, HR, HU, ID, IL, IN, IS, JP, KE, KG, KM, KN, KP, KR, KZ, LA, LC, LK, LR, LS, LT, LU, LY, MA, MD, ME, MG, MK, MN, MW, MX, MY, MZ, NA, NG, NI, NO, NZ, OM, PG, PH, PL, PT, RO, RS, RU, SC, SD, SE, SG, SK, SL, SM, ST, SV, SY, TJ, TM, TN, TR, TT, TZ, UA, UG, US, UZ, VC, VN, ZA, ZM, ZW.

(84) Designated States (unless otherwise indicated, for every kind of regional protection available):

ARIPO (BW, GH, GM, KE, LS, MW, MZ, NA, SD, SL, SZ, TZ, UG, ZM, ZW), Eurasian (AM, AZ, BY, KG, KZ, MD, RU, TJ, TM), European (AT, BE, BG, CH, CY, CZ, DE, DK, EE, ES, FI, FR, GB, GR, HR, HU, IE, IS, IT, LT, LU, LV, MC, MK, MT, NL, NO, PL, PT, RO, SE, SI, SK, TR), OAPI (BF, BJ, CF, CG, CI, CM, GA, GN, GQ, GW, ML, MR, NE, SN, TD, TG).

Declarations under Rule 4.17:

- as to applicant's entitlement to apply for and be granted a patent (Rule 4.17(ii))
- as to the applicant's entitlement to claim the priority of the earlier application (Rule 4.17(iii))

Published:

- with international search report (Art. 21(3))
- before the expiration of the time limit for amending the claims and to be republished in the event of receipt of amendments (Rule 48.2(h))

(88) Date of publication of the international search report:

25 February 2010

(54) Title: QUINAZOLINE DERIVATIVES

(57) Abstract: Quinazoline derivatives having a benzofuran substituent. It also discloses a method of treating an angiogenesis-related disorder with one of these compounds.

WO 2009/137797 A3

**QUINAZOLINE DERIVATIVES
BACKGROUND**

5 Angiogenesis is a physiological process of growing new blood vessels from pre-existing vessels. It takes place in a healthy subject to heal wounds, i.e., restoring blood flow to tissues after injury or insult.

10 Excessive angiogenesis may be triggered by certain pathological conditions such as cancer, age-related macular degeneration, and chronic inflammatory disease. As a result, new blood vessels feed diseased tissues and destroy normal tissues. In cancer, new blood vessels also allow tumor cells to escape into the circulation and lodge in other organs.

15 Vascular endothelial growth factor (VEGF), a homodimeric glycoprotein, and its receptors, e.g., kinase insert domain receptor (KDR), constitute an important angiogenic pathway. Studies have shown that inhibition of KDR resulted in endothelial cell apoptosis and, thus, suppression of angiogenesis. See Rubin M. Tuder, Chest, 2000; 117: 281. KDR inhibitors are therefore potential candidates for treating an angiogenesis-related disorder.

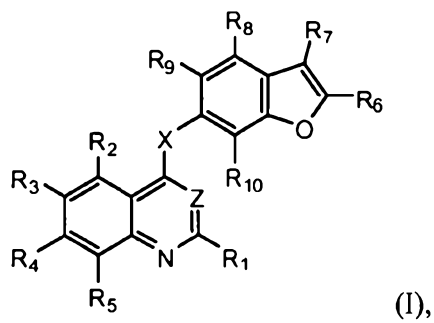
20 Throughout the description and claims of this specification, the word “comprise” and variations of the word, such as “comprising” and “comprises”, is not intended to exclude other additives, components, integers or steps.

25 The discussion of the background to the invention herein is included to explain the context of the invention. This is not to be taken as an admission that any of the material referred to was published, known or part of the common general knowledge in Australia as at the priority date of any of the claims.

SUMMARY

 This invention is based on the discovery that a number of quinazoline compounds inhibit the activity of KDR.

 One aspect of this invention relates to quinazoline compounds of the following formula (I):



in which each of R_1 , R_2 , R_3 , R_4 , R_5 , R_6 , R_7 , R_8 , R_9 , and R_{10} , independently, is H, halo, nitro, amino, cyano, hydroxy, alkyl, alkenyl, alkynyl, aryl, cycloalkyl,

heterocycloalkyl, heteroaryl, alkoxy, alkylthio, alkylcarbonyl, carboxy, alkoxy carbonyl, carbonylamino, sulfonylamino, aminocarbonyl, or aminosulfonyl, or R₃ and R₄, together with the carbon atoms to which they are attached, form a 4- to 7-membered saturated, unsaturated, or aromatic ring, optionally containing 1-3 hetero atoms selected from N, O and S; X is O, S, or NR, wherein R is H, alkyl, alkenyl, 5 alkynyl, aryl, cycloalkyl, heterocycloalkyl, heteroaryl, alkylcarbonyl, alkoxy carbonyl, aminocarbonyl, or aminosulfonyl; and Z is N or C-CN.

The above-described compounds may have one or more of the following features: X is O, NH, or N-CH₃; R₇ is -C(O)NR_aR_b, each of R_a and R_b, independently, 10 being H, alkyl, alkenyl, alkynyl, aryl, cycloalkyl, heterocycloalkyl, or heteroaryl, or R_a and R_b, together with the nitrogen atom, represent a 3-8 membered ring containing 1-3 heteroatoms; R₆ is alkyl (e.g., methyl); or each of R₃ and R₄ is alkoxy (e.g., methoxy). In one subset of the above compounds each of R_a and R_b, independently, is H, alkyl (e.g., methyl), or cycloalkyl (e.g., cyclopropyl).

15 The term "alkyl" herein refers to a straight or branched hydrocarbon, containing 1-10 carbon atoms. Examples of alkyl groups include, but are not limited to, methyl, ethyl, *n*-propyl, *i*-propyl, *n*-butyl, *i*-butyl, and *t*-butyl. The term "alkoxy" refers to an -O-alkyl.

The term "alkenyl" herein refers to a C₂₋₁₀ straight or branched hydrocarbon, 20 containing one or more C=C double bonds. Examples of alkenyl groups include, but are not limited to, vinyl, 2-propenyl, and 2-butenyl.

The term "alkynyl" herein refers to a C₂₋₁₀ straight or branched hydrocarbon, containing one or more C≡C triple bonds. Examples of alkynyl groups include, but are not limited to, ethynyl, 2-propynyl, and 2-butynyl.

25 The term "aryl" refers to a 6-carbon monocyclic, 10-carbon bicyclic, 14-carbon tricyclic aromatic ring system wherein each ring may have 1 to 4 substituents. Examples of aryl groups include, but are not limited to, phenyl, naphthyl, and anthracenyl.

The term "cycloalkyl" refers to a saturated and partially unsaturated cyclic 30 hydrocarbon group having 3 to 12 carbons. Examples of cycloalkyl groups include,

but are not limited to, cyclopropyl, cyclobutyl, cyclopentyl, cyclopentenyl, cyclohexyl, cyclohexenyl, cycloheptyl, and cyclooctyl.

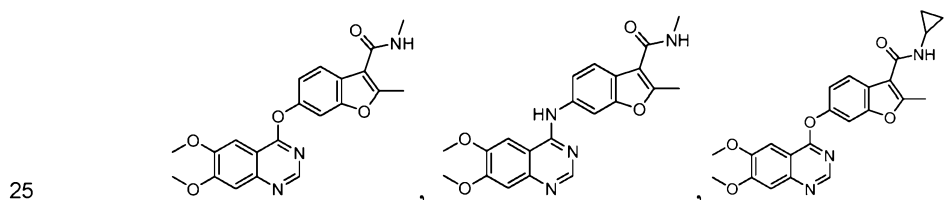
The term "heteroaryl" refers to an aromatic 5-8 membered monocyclic, 8-12 membered bicyclic, or 11-14 membered tricyclic ring system having one or more
5 heteroatoms (such as O, N, or S). Examples of heteroaryl groups include pyridyl, furyl, imidazolyl, benzimidazolyl, pyrimidinyl, thienyl, quinolinyl, indolyl, and thiazolyl. The term "heteroaralkyl" refers to an alkyl group substituted with a heteroaryl group.

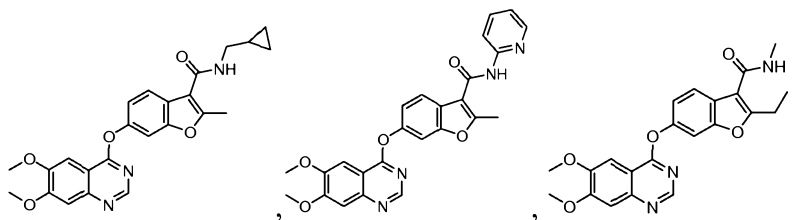
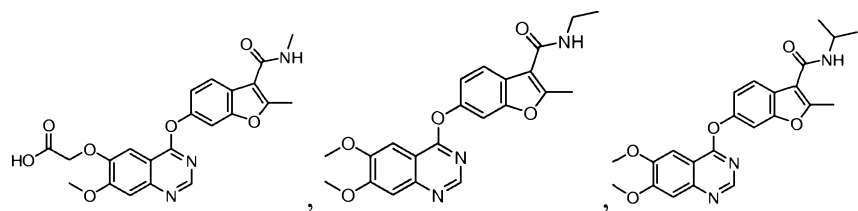
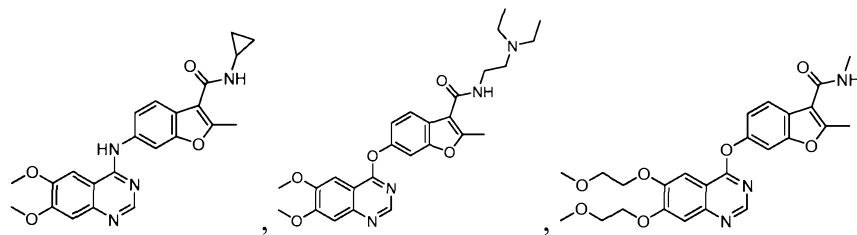
The term "heterocycloalkyl" refers to a nonaromatic 3-8 membered
10 monocyclic, 8-12 membered bicyclic, or 11-14 membered tricyclic ring system having one or more heteroatoms (such as O, N, or S). Examples of heterocycloalkyl groups include, but are not limited to, piperazinyl, pyrrolidinyl, dioxanyl, morpholinyl, and tetrahydrofuranyl. Heterocycloalkyl can be a saccharide ring, e.g., glucosyl.

Alkyl, alkenyl, alkynyl, cycloalkyl, heterocycloalkyl, aryl, heteroaryl, and
15 alkoxy mentioned herein include both substituted and unsubstituted moieties. Examples of substituents include, but are not limited to, halo, hydroxyl, amino, cyano, nitro, mercapto, alkoxy carbonyl, amido, carboxy, alkanesulfonyl, alkyl carbonyl, carbamido, carbamyl, carboxyl, thioureido, thiocyanato, sulfonamido, alkyl, alkenyl, alkynyl, alkyloxy, aryl, heteroaryl, cycloalkyl, heterocycloalkyl, in which alkyl,
20 alkenyl, alkynyl, alkyloxy, aryl, heteroaryl cycloalkyl, and heterocycloalkyl may further substituted.

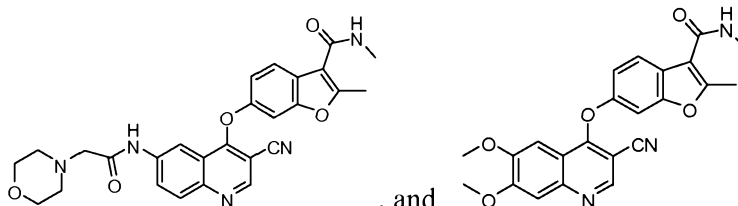
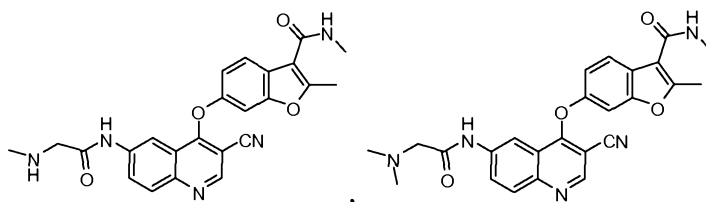
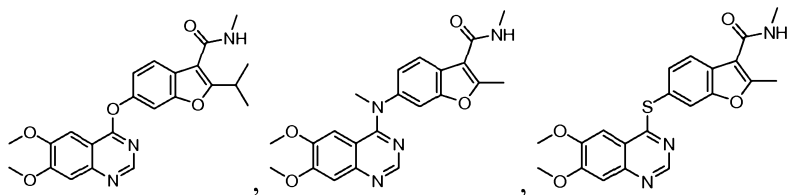
The quinazoline compounds described above include their pharmaceutically acceptable salts, solvate, and prodrug, if applicable.

Examples of the compounds of this invention are shown below:





5



10

, and

Another aspect of this invention relates to a method of inhibiting angiogenesis by administering to a subject in need thereof an effective amount of a quinazoline compound of formula (I) as described above.

Yet another aspect of this invention relates to a method of treating an angiogenesis-related disorder (e.g., cancer, age-related macula degeneration, or chronic inflammatory disease). The method includes administering to a subject having an angiogenesis-related disorder an effective amount of one or more of the quinazoline compounds of this invention. Examples of cancer include, but are not limited to, lung cancer, colon cancer, breast cancer, ovarian cancer, prostate cancer, stomach cancer, kidney cancer, liver cancer, brain cancer, bone cancer, and leukemia. Examples of chronic inflammatory disorders include, but are not limited to, inflammatory bowel disease (such as Crohn's disease and ulcerative colitis), rheumatoid arthritis, lupus, psoriasis, and diabetes mellitus.

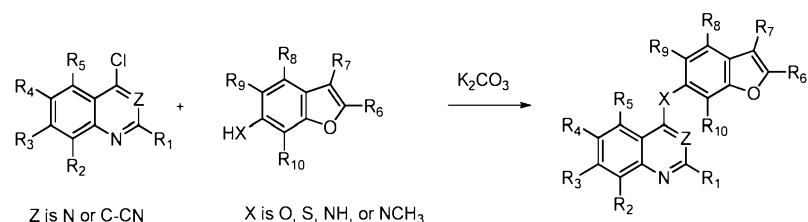
Also within the scope of this invention are (1) a composition containing one or more of the quinazoline compounds described above and a pharmaceutically acceptable carrier for use in treating an angiogenesis-related disorder (e.g., such cancer or age-related macular degeneration, or chronic inflammatory disease) and (2) use of one or more of the quinazoline compounds for the manufacture of a medicament for treating the disorder.

The details of one or more embodiments of the invention are set forth in the description below. Other features, objects and advantages of the invention will be apparent from the description and from the claims.

DETAILED DESCRIPTION

The quinazoline compounds of this invention can be synthesized from commercially available starting materials by methods well known in the art. For example, as shown in scheme 1 below, one can couple a suitable 4-chloro-quinazoline derivative with a benzofuran compound to obtain a compound of this invention.

Scheme 1



The compound thus obtained can be further modified at their peripheral
 5 positions to provide other compounds of this invention.

Synthetic chemistry transformations useful in synthesizing desirable
 quinazoline compounds are described, for example, in R. Larock, *Comprehensive
 Organic Transformations*, VCH Publishers (1989); T.W. Greene and P.G.M. Wuts,
Protective Groups in Organic Synthesis, 3rd Ed., John Wiley and Sons (1999); L.
 10 Fieser and M. Fieser, *Fieser and Fieser's Reagents for Organic Synthesis*, John Wiley
 and Sons (1994); and L. Paquette, ed., *Encyclopedia of Reagents for Organic
 Synthesis*, John Wiley and Sons (1995) and subsequent editions thereof.

Before use, the compounds can be purified by column chromatography, high
 performance liquid chromatography, crystallization, or other suitable methods.

15 The quinazoline compounds of this invention, when contacting with KDR,
 inhibit this receptor's activity. An effective amount of one or more of these
 compounds can be therefore used to inhibit angiogenesis and treat a subject having an
 angiogenesis-related disorder.

The term "an effective amount" refers to the amount of a quinazoline
 20 compound that is required to confer the intended effect in the subject. Effective
 amounts may vary, as recognized by those skilled in the art, depending on route of
 administration, excipient usage, and the possibility of co-usage with other agents.
 The term "treating" refers to administering one or more of the above-described
 quinazoline compounds to a subject that has an angiogenesis-related disorder, or has a
 25 symptom of the disorder, or has a predisposition toward the disorder, with the purpose

to cure, heal, alleviate, relieve, alter, remedy, ameliorate, improve, or affect the disorder, the symptoms of the disorder, or the predisposition toward the disorder.

To practice this method, a composition having one or more of the quinazoline compounds of this invention can be administered orally, parenterally, by inhalation spray, or via an implanted reservoir. The term "parenteral" as used herein includes
5 subcutaneous, intracutaneous, intravenous, intramuscular, intraarticular, intraarterial, intrasynovial, intrasternal, intrathecal, intralesional and intracranial injection or infusion techniques.

An oral composition can be any orally acceptable dosage form including, but
10 not limited to, tablets, capsules, emulsions and aqueous suspensions, dispersions and solutions. Commonly used carriers for tablets include lactose and corn starch. Lubricating agents, such as magnesium stearate, are also typically added to tablets. For oral administration in a capsule form, useful diluents include lactose and dried corn starch. When aqueous suspensions or emulsions are administered orally, the
15 active ingredient can be suspended or dissolved in an oily phase combined with emulsifying or suspending agents. If desired, certain sweetening, flavoring, or coloring agents can be added.

A sterile injectable composition (e.g., aqueous or oleaginous suspension) can be formulated according to techniques known in the art using suitable dispersing or
20 wetting agents (such as, for example, Tween 80) and suspending agents. The sterile injectable preparation can also be a sterile injectable solution or suspension in a non-toxic parenterally acceptable diluent or solvent, for example, as a solution in 1,3-butanediol. Among the acceptable vehicles and solvents that can be employed are mannitol, water, Ringer's solution and isotonic sodium chloride solution. In addition,
25 sterile, fixed oils are conventionally employed as a solvent or suspending medium (e.g., synthetic mono- or di-glycerides). Fatty acids, such as oleic acid and its glyceride derivatives are useful in the preparation of injectables, as are natural pharmaceutically-acceptable oils, such as olive oil or castor oil, especially in their polyoxyethylated versions. These oil solutions or suspensions can also contain a
30 long-chain alcohol diluent or dispersant, or carboxymethyl cellulose or similar dispersing agents.

An inhalation composition can be prepared according to techniques well known in the art of pharmaceutical formulation and can be prepared as solutions in saline, employing benzyl alcohol or other suitable preservatives, absorption promoters to enhance bioavailability, fluorocarbons, and/or other solubilizing or dispersing agents known in the art.

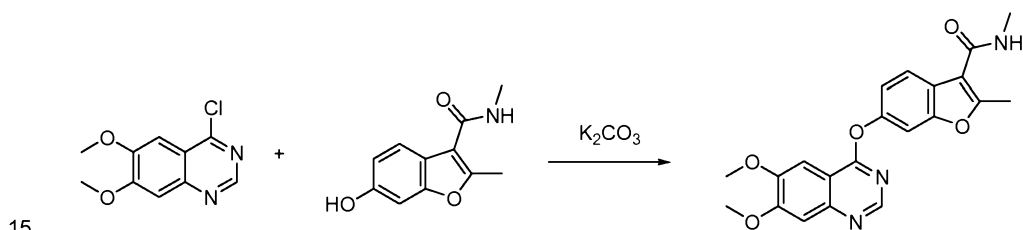
A topical composition can be formulated in form of oil, cream, lotion, ointment and the like. Suitable carriers for the composition include vegetable or mineral oils, white petrolatum (white soft paraffin), branched chain fats or oils, animal fats and high molecular weight alcohols (greater than C12). The preferred carriers are those in which the active ingredient is soluble. Emulsifiers, stabilizers, humectants and antioxidants may also be included as well as agents imparting color or fragrance, if desired. Additionally, transdermal penetration enhancers may be employed in these topical formulations. Examples of such enhancers can be found in U.S. Patents 3,989,816 and 4,444,762. Creams are preferably formulated from a mixture of mineral oil, self-emulsifying beeswax and water in which mixture the active ingredient, dissolved in a small amount of an oil, such as almond oil, is admixed. An example of such a cream is one which includes about 40 parts water, about 20 parts beeswax, about 40 parts mineral oil and about 1 part almond oil. Ointments may be formulated by mixing a solution of the active ingredient in a vegetable oil, such as almond oil, with warm soft paraffin and allowing the mixture to cool. An example of such an ointment is one which includes about 30% by weight almond and about 70% by weight white soft paraffin.

A carrier in a pharmaceutical composition must be "acceptable" in the sense that it is compatible with active ingredients of the formulation (and preferably, capable of stabilizing it) and not deleterious to the subject to be treated. For example, solubilizing agents, such as cyclodextrins (which form specific, more soluble complexes with one or more of active quinazoline compounds of the extract), can be utilized as pharmaceutical excipients for delivery of the active ingredients. Examples of other carriers include colloidal silicon dioxide, magnesium stearate, cellulose, sodium lauryl sulfate, and D&C Yellow # 10.

Suitable *in vitro* assays can be used to preliminarily evaluate the efficacy of the above-described quinazoline compounds in inhibiting the activity of KDR or inhibiting the activity of VEGF. The compounds can further be examined for its efficacy in treating an angiogenesis-related disorder by *in vivo* assays. For example, the compounds can be administered to an animal (e.g., a mouse model) having cancer and its therapeutic effects are then accessed. Based on the results, an appropriate dosage range and administration route can also be determined.

Without further elaboration, it is believed that the above description has adequately enabled the present invention. The following specific examples are, therefore, to be construed as merely illustrative, and not limitative of the remainder of the disclosure in any way whatsoever.

Example 1: Synthesis of 6-(6,7-dimethoxyquinazolin-4-yloxy)-N,2-dimethylbenzofuran-3-carboxamide:



To a solution of 4-chloro-6,7-dimethoxyquinazoline (1 equiv.) in 2ml CH_3CN were added 6-hydroxy-N,2-dimethylbenzofuran-3-carboxamide (1 equiv.) and K_2CO_3 (1.5 equiv.). The mixture was refluxed under stirring for 10 hr. After the solvent was evaporated, the residue was washed with water, dried over $MgSO_4$, filtered, concentrated, and purified by column chromatography to give the title compound in a yield of 85%.

1H NMR ($DMSO-d_6$, 400MHz) δ : 2.49 (s, 3H), 2.81 (d, $J=8.4$ Hz, 3H,10), 3.97 (s, 3H), 3.98 (s, 3H), 7.24 (dd, $J=2.0, 8.4$ Hz, 1H), 7.38 (s, 1H), 7.58 (s, 1H), 7.61 (d, $J=2.0$ Hz, 1H), 7.79 (d, $J=8.4$ Hz, 1H), 7.96 (m, 1H), 8.52 (s, 1H).

MS(m/e): 394.1 (M+1).

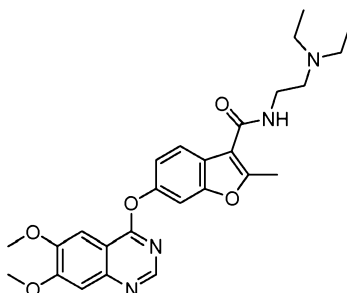
Example 2: Synthesis of 6-(6,7-dimethoxyquinazolin-4-ylamino)-N,2-dimethylbenzofuran-3-carboxamide

This compound was prepared in a manner similar to that described in Example 1.

5 ^1H NMR (DMSO- d_6 , 400MHz) δ ppm: 2.74 (s, 3H), 2.83 (d, $J=8.4$ Hz, 3H), 3.95 (s, 3H), 3.98 (s,3H), 7.20 (s, 1H), 7.60 (dd, $J=8.4$, 2.0 HZ, 1H), 7.75 (d, $J=8.4$ HZ,1H), 7.89 (s, 2H), 8.22 (d, $J=2$ Hz, 1H), 8.50 (s, 1H), 9.65 (s, 1H).

MS(m/e): 393.15 (M+1).

10 Example 3: Synthesis of N-(2-(diethylamino)ethyl)-6-(6,7-dimethoxyquinazolin-4-yloxy)-2-methylbenzofuran-3-carboxamide

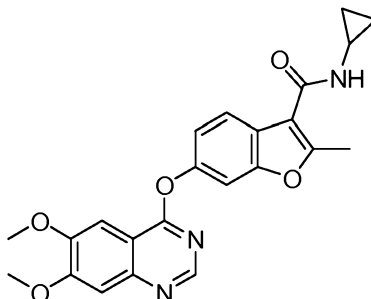


This compound was prepared in a manner similar to that described in Example 1.

15 ^1H NMR (DMSO- d_6 , 400 MHz): 8.54 (s, 1H), 7.85 (bs, 1H), 7.84-7.83 (d, $J=2.8$ Hz, 1H), 7.66 (s, 1H), 7.60 (s, 1H), 7.41 (s, 1H), 7.29-7.27 (d, $J=8.0$ Hz, 1H), 4.00 (d, $J=2.8$ Hz, 6H), 2.67 (s, 3H), 2.64-2.51 (m, 8H), 1.02 (bs, 6H).

MS (m/e): 479.5 (M+1).

Example 4: Synthesis of N-cyclopropyl-6-(6,7-dimethoxyquinazolin-4-yloxy)-2-methylbenzofuran-3-carboxamide



5

This compound was prepared in a manner similar to that described in Example 1.

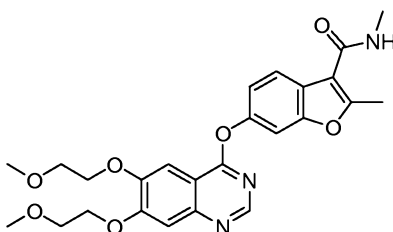
^1H NMR (DMSO- d_6 , 400 MHz): 8.53 (s, 1H), 8.22 (s, 1H), 7.72-7.70 (d, J = 8.8 Hz, 2H), 7.63-7.61 (d, J = 8.0 Hz, 1H), 7.41 (s, 1H), 7.26-7.24 (d, J = 8.0 Hz, 1H), 4.00 (d, J = 2.8 Hz, 6H), 2.88 (bs, 1H), 2.61 (s, 3H), 0.74-0.73 (d, J = 5.6 Hz, 2H), 0.63 (bs, 2H).

10

MS (m/e): 420.4 (M+1).

Example 5: Synthesis of 6-(6,7-bis(2-methoxyethoxy)quinazolin-4-yloxy)-N,2-dimethylbenzofuran-3-carboxamide

15



This compound was prepared following the procedure described in Example 1.

MS (m/e): 482.2 (M+1).

20 Example 6: Inhibition of KDR kinase activity

Inhibition of KDR kinase activity by test compounds was assessed using a Z'-LYTE™ Tyr1 Peptide assay kit (Invitrogen, Carlsbad, CA, U.S.A., Cat. PV3190).

The assay was performed according to the procedures recommended by the manufacturer.

Briefly, each test compound in DMSO (10 mM) was diluted to 1:4 with distilled water containing 8% DMSO. The solution was placed in a test well and three control wells (C1, C2, and C3) at 2.5 μ l/well in a black 384-well plate (Thermo labsystems, Cambridge, U.K., Cat. 7805). The Z'-LYTE™ Tyr1 peptide, a coumarin-fluorescein double-labeled peptide substrate, was mixed with a KDR catalytic domain (Invitrogen, Cat. PV3660). 5 μ l of the kinase/peptide mixture was added to each of the test, C1, and C2 wells, but not C3 (final concentration: 0.3 μ g/ml of Kinase, 2 μ M of peptide). 5 μ l of phosphor-Tyr1 peptide was added to the C3 well. 2.5 μ l of 40 μ M ATP was added to the test and C2 wells and 2.5 μ l of 1.33 \times kinase buffer (1 \times buffer: 50 mM HEPES, pH7.5, 0.01% Brij-35, 5 mM MgCl₂, 5 mM MnCl₂, and 1 mM EGTA) was added to the C1 and C3 wells. The plate was briefly spun at 1000 rpm to allow the solutions to be well mixed at the bottom of the wells and then sealed and shaken at 250 rpm and 25°C for 1 hour.

A development reagent was diluted to 1:128 following the instructions provided by the manufacturer. 5 μ l of the diluted development reagent was added to each well. The plate was spun at 1000 rpm to allow the solutions to be well mixed at the bottom of the wells, and then sealed and shaken at 250 rpm and 25°C for 1 hour.

5 μ l of a stop reagent was added to each well. The plate was spun at 1000 rpm and then sealed at 250 rpm and 25°C for 2 minutes. The fluorescein emission of the solution at each well was measured by a Victor™3 micro-plate reader at Excitation 400 nm/Emission 445 nm and 520 nm. The emission ratio and phosphorylation (“Phos.”) percentage were calculated by the following equations:

$$\text{Emission Ratio} = \frac{\text{Coumarin Emission (445 nm)}}{\text{Fluorescein Emission (520 nm)}}$$

$$\% \text{Phosphorylation} = 1 - \frac{(\text{Emission Ratio} \times F_{100\%}) - C_{100\%}}{(C_{0\%} - C_{100\%}) + [\text{Emission Ratio} \times (F_{100\%} - F_{0\%})]}$$

where $C_{100\%}$ = Average Coumarin emission signal of the 100% Phos. Control

$C_{0\%}$ = Average Coumarin emission signal of the 0% Phos. Control

$F_{100\%}$ = Average fluorescein emission signal of the 100% Phos. Control

$F_{0\%}$ = Average fluorescein emission signal of the 0% Phos. Control

5 The inhibition ratio was calculated as follows:

$$\text{Inhibition\%} = (\text{Phos. in C2 well} - \text{Phos. in test well}) / (\text{Phos. in C2 well}) \times 100\%$$

IC_{50} (concentration required to inhibit KDR kinase activity by 50%) values were calculated based inhibition ratios thus obtained.

10 The result showed that Compounds 1-5 inhibited the activity of KDR. The tested compounds had IC_{50} values ranging from 0.001 to 10 μM .

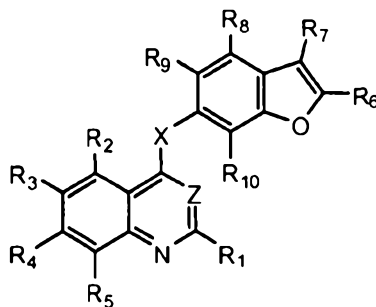
OTHER EMBODIMENTS

15 All of the features disclosed in this specification may be combined in any combination. Each feature disclosed in this specification may be replaced by an alternative feature serving the same, equivalent, or similar purpose. Thus, unless expressly stated otherwise, each feature disclosed is only an example of a generic series of equivalent or similar features.

20 From the above description, one skilled in the art can easily ascertain the essential characteristics of the present invention, and without departing from the spirit and scope thereof, can make various changes and modifications of the invention to adapt it to various usages and conditions. For example, compounds structurally analogous to the compounds of this invention can be made and used to practice this invention. Thus, other embodiments are also within the claims.

The claims defining the invention are as follows:

1. A compound of the following formula:



5

in which

each of R_1 , R_2 , R_3 , R_4 , R_5 , R_6 , R_7 , R_8 , R_9 , and R_{10} , independently, is H, halo, nitro, amino, cyano, hydroxy, alkyl, alkenyl, alkynyl, aryl, cycloalkyl, heterocycloalkyl, heteroaryl, alkoxy, alkylthio, alkylcarbonyl, carboxy, alkoxy carbonyl, carbonylamino, sulfonylamino, aminocarbonyl, or aminosulfonyl, or

10

R_3 and R_4 , together with the carbon atoms to which they are attached, form a 4- to 7-membered saturated, unsaturated, or aromatic ring, optionally containing 1-3 hetero atoms selected from N, O and S;

X is O, S, or NR, wherein R is H, alkyl, alkenyl, alkynyl, aryl, cycloalkyl, heterocycloalkyl, heteroaryl, alkylcarbonyl, alkoxy carbonyl, aminocarbonyl, or aminosulfonyl; and

15

Z is N or C-CN.

2. The compound of claim 1, wherein Z is N.

20

3. The compound of claim 1, wherein Z is C-CN.

4. The compound according to any one of claims 1 to 3, wherein X is O, NH, or N-CH₃.

25

5. The compound according to any one of claims 1 to 4, wherein R_6 is alkyl.

6. The compound of claim 5, wherein R_6 is methyl.

7. The compound according to any one of claims 1 to 6, wherein each of R_3 and R_4 is alkoxy.

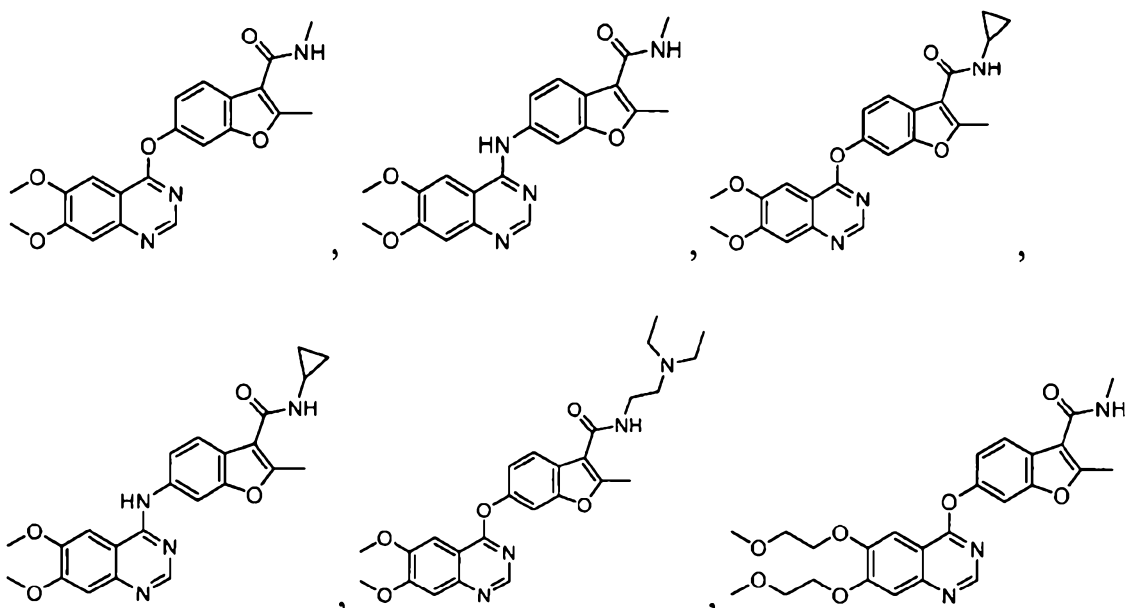
8. The compound according to any one of claims 1 to 7, wherein each of R_3 and R_4 is methoxy.

9. The compound according to any one of claims 1 to 8, wherein R_7 is $-C(O)NR_aR_b$, each of R_a and R_b , independently, being H, alkyl, alkenyl, alkynyl, aryl, cycloalkyl, heterocycloalkyl, or heteroaryl, or R_a and R_b , together with the nitrogen atom to which they are attached, represent a 3-8 membered ring containing 1-3 heteroatoms.

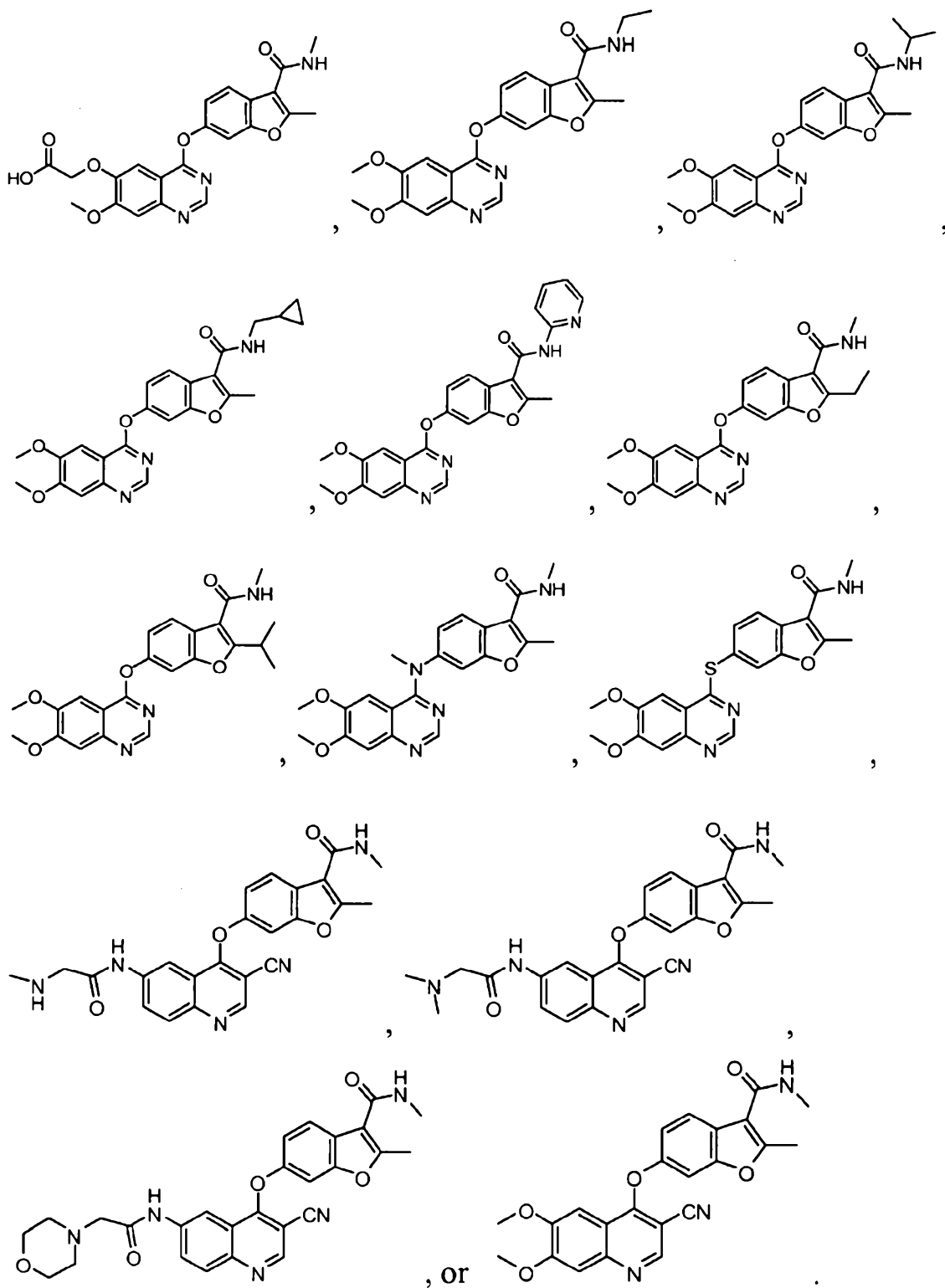
10. The compound of claim 9, wherein each of R_a and R_b , independently, is H, alkyl, or cycloalkyl.

11. The compound according to claim 10, wherein R_a is H and R_b is methyl.

12. The compound of claim 1, wherein the compound is:



20



13. A pharmaceutical composition comprising a compound of claim 1 and a pharmaceutically acceptable carrier.

14. A method of treating an angiogenesis-related disorder comprising administering to a subject in need thereof an effective amount of a compound of claim 1.

5 15. The method of claim 14, wherein the angiogenesis-related disorder is cancer, age-related macula degeneration, or chronic inflammatory disease.

16. A method of inhibiting the vascular endothelial growth factor receptor activity comprising contacting the receptor with an effective amount of a compound of claim 1.

10 17. The compound according to claim 1, substantially as hereinbefore described with reference to any of the Examples.