



(12) **United States Design Patent**
Knauss et al.

(10) **Patent No.:** **US D1,003,259 S**
(45) **Date of Patent:** **** *Oct. 31, 2023**

(54) **CONTROL DEVICE HAVING
ILLUMINATION APPLIED THERETO**

(56) **References Cited**


U.S. PATENT DOCUMENTS

- (71) Applicant: **Lutron Technology Company LLC**,
Coopersburg, PA (US)
- (72) Inventors: **Matthew Knauss**, Macungie, PA (US);
Shan Shi, Hellertown, PA (US)
- (73) Assignee: **Lutron Technology Company LLC**,
Coopersburg, PA (US)
- (*) Notice: This patent is subject to a terminal disclaimer.
- (**) Term: **15 Years**
- (21) Appl. No.: **29/861,688**
- (22) Filed: **Dec. 1, 2022**

D199,922 S	12/1964	Schlage
5,392,388 A	2/1995	Gibson
D362,841 S	10/1995	Roza
6,107,583 A	8/2000	Berfield
D441,346 S	5/2001	Bonn
D464,630 S	10/2002	Woodworth
D469,411 S	1/2003	Decosse
D515,516 S	2/2006	Mayo et al.
D556,938 S	12/2007	Russello et al.
D558,692 S	1/2008	Neveu
D589,463 S	3/2009	Sykes
D633,231 S	2/2011	Morrison
7,884,299 B2	2/2011	Glew
D633,644 S	3/2011	Sprengers
D645,005 S	9/2011	Menheere
D647,227 S	10/2011	Kaule et al.
D654,880 S	2/2012	Lam
D668,375 S	10/2012	Daniels
D669,499 S	10/2012	Gardner et al.
D673,703 S	1/2013	Davies
D687,328 S	8/2013	Clymer et al.
8,786,196 B2	7/2014	Biery et al.
D713,236 S	9/2014	Park
D725,612 S	3/2015	Schlegel et al.
D727,928 S	4/2015	Allison et al.
D729,970 S	5/2015	Jepson
D739,872 S	9/2015	Bang et al.
D744,535 S	12/2015	Shin et al.
D748,648 S	2/2016	Kim et al.
D752,072 S	3/2016	Song
D755,037 S	5/2016	Czerwinski, Jr. et al.
9,337,943 B2	5/2016	Mosebrook et al.
D759,877 S	6/2016	Hewitt et al.
D761,277 S	7/2016	Harvell
D761,812 S	7/2016	Motamedi
D762,716 S	8/2016	Yang et al.
D763,308 S	8/2016	Wang et al.
D766,844 S	9/2016	Turksu et al.
D770,076 S	10/2016	Li et al.
D776,717 S	1/2017	Asai
D777,200 S	1/2017	Luo
D777,367 S	1/2017	Ma
9,538,619 B2	1/2017	Swatsky et al.
D779,977 S	2/2017	Jacob et al.
9,565,742 B2	2/2017	Swatsky et al.
9,633,557 B2	4/2017	Dimberg et al.
D786,932 S	5/2017	Kim et al.
9,746,159 B1	8/2017	Fletcher et al.
D808,912 S	1/2018	Dimberg et al.

Related U.S. Application Data

- (63) Continuation of application No. 29/812,066, filed on Oct. 19, 2021, now Pat. No. Des. 976,223, which is a continuation of application No. 29/689,728, filed on May 1, 2019, now Pat. No. Des. 935,422.
- (51) **LOC (14) Cl.** **13-03**
- (52) **U.S. Cl.**
USPC **D13/174**
- (58) **Field of Classification Search**
USPC D13/162, 168, 171, 173, 174
CPC H01H 3/12; H01H 3/122; H01H 9/02;
H01H 9/16; H01H 9/18; H01H 9/181;
H01H 9/182; H01H 13/023; H01H 13/04;
H01H 13/06; H01H 13/14; H01H
2009/187; H05B 33/0803; H05B 33/0863;
H05B 39/02; H05B 39/04; H05B 39/085;
H05B 39/086; H05B 39/088; G08C
17/02; H03K 17/962
See application file for complete search history.



D810,970 S 2/2018 Thompson et al.
 D814,428 S 4/2018 Dimberg et al.
 10,041,639 B1 8/2018 Thompson et al.
 10,109,181 B2 10/2018 Dimberg et al.
 D837,168 S 1/2019 Altonen et al.
 D837,169 S 1/2019 Altonen et al.
 D839,847 S 2/2019 Dimberg et al.
 D846,508 S 4/2019 Dimberg et al.
 10,398,007 B2 8/2019 Pearson et al.
 D868,009 S 11/2019 Dimberg et al.
 D868,010 S 11/2019 Bard et al.
 D872,775 S 1/2020 Becke et al.
 D892,750 S 8/2020 Dimberg et al.
 D892,751 S 8/2020 Altonen et al.
 D893,437 S 8/2020 Dimberg et al.
 D908,643 S 1/2021 Dimberg et al.
 10,910,176 B2 2/2021 Altonen et al.
 D921,598 S 6/2021 Dimberg et al.
 D922,336 S 6/2021 Altonen et al.
 D924,184 S 7/2021 Altonen et al.
 D924,818 S 7/2021 Altonen et al.
 D924,820 S 7/2021 Dimberg et al.
 D924,821 S 7/2021 Bard et al.
 D925,478 S 7/2021 Dimberg et al.
 D926,712 S 8/2021 Dimberg et al.
 11,107,651 B2 8/2021 Dimberg et al.
 D933,027 S 10/2021 Altonen et al.
 D933,615 S 10/2021 Altonen et al.
 D935,422 S 11/2021 Knauss et al.
 D940,668 S 1/2022 Dimberg et al.
 11,291,090 B2 3/2022 Bowser et al.
 D951,211 S 5/2022 Dimberg et al.
 D975,663 S * 1/2023 Dimberg D13/174
 D976,223 S * 1/2023 Knauss D13/174
 2004/0109304 A1 6/2004 Yokoyama et al.
 2007/0057922 A1 3/2007 Schultz et al.
 2007/0102275 A1 5/2007 Genz et al.
 2007/0136679 A1 6/2007 Yang
 2007/0193867 A1 8/2007 Lorenzo Riera et al.
 2010/0175971 A1 7/2010 Kim et al.
 2013/0242531 A1 9/2013 Urayama
 2013/0328500 A1 12/2013 Toda
 2014/0042002 A1 2/2014 Chu
 2014/0117871 A1 5/2014 Swatsky et al.
 2015/0371534 A1 12/2015 Dimberg et al.
 2016/0128586 A1 5/2016 Parton et al.
 2016/0196635 A1 7/2016 Cho et al.
 2016/0212368 A1 7/2016 Zhang et al.
 2017/0185240 A1 6/2017 Delrosario et al.
 2017/0278383 A1 9/2017 Dimberg et al.
 2017/0280533 A1 9/2017 Dimberg et al.
 2017/0352506 A1 12/2017 Dimberg
 2017/0354012 A1 12/2017 Bard et al.
 2017/0354021 A1 12/2017 Dimberg et al.
 2017/0354022 A1 12/2017 Dimberg et al.
 2017/0354023 A1 12/2017 Dimberg et al.
 2018/0005742 A1 1/2018 Newman, Jr. et al.
 2018/0116039 A1 4/2018 Harte et al.
 2021/0050164 A1 2/2021 Altonen et al.
 2021/0135672 A1* 5/2021 Aoki G06F 3/0202
 2021/0274668 A1* 9/2021 Wilz G08C 17/02
 2023/0142581 A1* 5/2023 Kim H01H 13/06

349/56

OTHER PUBLICATIONS

Legrand® / Pass & Seymour®, P&S Dimmers—DR Series Brochure, 2010, 2 pages.
 Legrand®, Dimmers Brochure, 2015, 18 pages.
 Lumenpulse™, Lumentone™ Specification Sheet, 2013, 4 pages.
 Lumenpulse™, Lumentone™ Installation Instructions, 2013, 1 page.
 Lumenpulse™, Lumentone™ Quick Reference Guide, 2015, 3 pages.
 Electronic Theatre Controls, Inc., Echo Inspire® Station Programming Guide, Software Version 2.0.1, Feb. 2015, 44 pages.

Electronic Theatre Controls, Inc., Echo Inspire® Control Stations, <URL:https://www.etconnect.com/Products/Architectural-Systems/Echo/Control-Stations/Inspire-Control-Stations/Features.aspx>, available from Internet at least as early as Jul. 15, 2014 [site visited May 9, 2018].
 Electronic Theatre Controls, Inc., Echo Inspire® Control Station: 4-Button with Fader Knob, photograph taken on May 8, 2018.
 Ltech, LED Controller Touch RGB DMX/RF 4 Zones—DX8, <URL: http://ltech-led.eu/en/dmx/1295-led-controller-touch-dx8-dmx.html, available at least as early as Jun. 3, 2016.
 Diode LED, DMX Wall Mount Controller, <URL: https://www.diodeled.com/dmx-wall-mount-controller.html>, available at least as early as Jun. 3, 2016.
 Fontana Fountains, Glass-Touch RGB Controller, <URL:http://www.fontanafountains.com/products/underwater-illumination/thSMARTLED-luminaires/glass-touch-rgb-controller>, available at least as early as Jun. 3, 2016.
 Super Bright LEDs Inc., Wall Mount Touch Color RGB Controller, <URL:https://www.superbrightleds.com/moreinfo/controllers/wall-mount-touch-color-rgb-controller-dynamic-color-changing-modes-3-amps-per-channel/1484/#/tab/Reviews>, available at least as early as Jun. 3, 2016.
 Milight, RGBW Remote, <URL:http://www.milight.com/milight-rgbw-remote/>, available at least as early as Jun. 3, 2016.
 RGBZone, DC 12V-24V Wall-mounted Touch Panel Switch Controller Full Color LED Dimmer, <URL:https://www.amazon.com/RGBZONE-12V-24V-Wall-mounted-Switch-Controller/dp/B00RCEHNOI/ref=pd_sbs_60_2?_encoding=UTF8&pd_rd_i=B00RCEHNOI&pd_rd_r=XAXCT73G8T7VPD0HJDWK&pd_rd_w=2Fpri&pd_rd_wg=q5f29&pvc=1&refRID=XAXCT73G8T7VPD0HJDWK>, available at least as early as Jun. 3, 2016.
 EPBOWPT, DC 12-24V Wall-mounted Glass Touch Panel Full-color Dimmer Controller, <URL:https://www.aliexpress.com/item/32687326088.html>, available at least as early as Jul. 16, 2019.
 Google Developers, ‘Bridging the physical and digital. Imagine the possibilities. ATAP—Google I/O 2016,’ youtube.com [online], May 20, 2016 [retrieved May 5, 2017]. Retrieved from Internet: <URL:https://www.youtube.com/watch?v=8LO59eN9om4>.
 A Studios. ‘A Studios Lumenpulse lighting tutorial 1,’ youtube.com [online], Apr. 23, 2016 [retrieved May 5, 2017]. Retrieved from Internet: <URL:https://www.youtube.com/watch?v=1Hv4-TkgYZQ>.
 U.S. Appl. No. 62/345,449, filed Jun. 3, 2016 (unpublished).
 U.S. Appl. No. 62/345,222, filed Jun. 3, 2016 (unpublished).

* cited by examiner

Primary Examiner — Selina Sikder
 (74) Attorney, Agent, or Firm — Saidman DesignLaw Group, LLC

(57) CLAIM

The ornamental design for a control device having illumination applied thereto, as shown and described.

DESCRIPTION

FIG. 1 is a front view showing a first state in a sequence of a control device having illumination applied thereto showing our new design;
 FIG. 2 is a front view showing a second state thereof;
 FIG. 3 is a front view showing a third state thereof;
 FIG. 4 is a front view showing a fourth state thereof;
 FIG. 5 is a front view showing a fifth state thereof;
 FIG. 6 is a front view showing a sixth state thereof;
 FIG. 7 is a front view showing a seventh state thereof;
 FIG. 8 is a front view showing an eighth state thereof;
 FIG. 9 is a front view showing a ninth state thereof;
 FIG. 10 is a front view showing a tenth state thereof;

FIG. 11 is a front view showing an eleventh state thereof;
FIG. 12 is a front view showing a twelfth state thereof;
FIG. 13 is a front view showing a thirteenth state thereof;
FIG. 14 is a front view showing a fourteenth state thereof;
FIG. 15 is a front view showing a fifteenth state thereof;
FIG. 16 is a front view showing a sixteenth state thereof;
FIG. 17 is a front view showing a seventeenth state thereof;
FIG. 18 is a front view showing an eighteenth state thereof;
FIG. 19 is a front view showing a nineteenth state thereof;
FIG. 20 is a front view showing a twentieth state thereof;
FIG. 21 is a front view showing a twenty-first state thereof;
FIG. 22 is a front view showing a twenty-second state thereof;
FIG. 23 is a front view showing a twenty-third state thereof;
FIG. 24 is a left side view thereof, the right side view being a mirror image thereto; and,
FIG. 25 is a top view thereof, the bottom view being a mirror image thereto.

The drawings include shadows and reflections which indicate contour, not surface ornamentation.

The control device having illumination applied thereto sequentially transitions from the first state to the last state in the sequence. The period with which one state transitions to another state forms no part of the claimed design.

1 Claim, 12 Drawing Sheets




Fig. 1




Fig. 2




Fig. 3




Fig. 4




Fig. 5




Fig. 6




Fig. 7




Fig. 8




Fig. 9




Fig. 10




Fig. 11




Fig. 12




Fig. 13




Fig. 14




Fig. 15




Fig. 16




Fig. 17




Fig. 18




Fig. 19




Fig. 20




Fig. 21




Fig. 22




Fig. 23




Fig. 24




Fig. 25