

H. M. Barber,

Fence Post.

No. 111,508.

Patented Feb. 7. 1871.

Fig. 1.

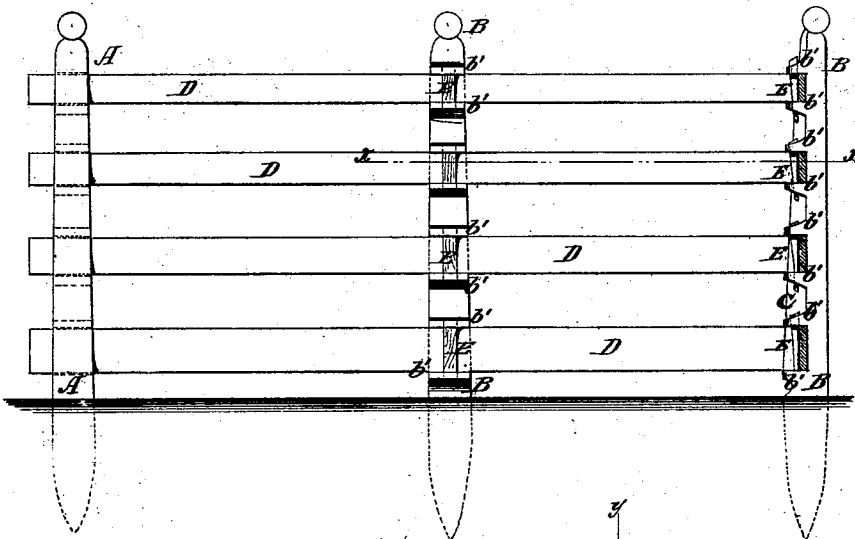


Fig. 2.


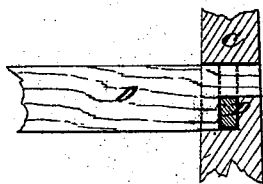


Fig. 3.



Witnesses:
Justave Distenck
Charles H. Nash

Inventor:
H. M. Barber
PER *Wm. O.*
Attorneys.

United States Patent Office.

HUGH M. BARBER, OF FRANKLIN STATION, OHIO.

Letters Patent No. 111,508, dated February 7, 1871.

IMPROVEMENT IN FENCES.

The Schedule referred to in these Letters Patent and making part of the same.

To all whom it may concern :

Be it known that I, HUGH M. BARBER, of Franklin Station, in the county of Coshocton and State of Ohio, have invented a new and useful Improvement in Fence; and I do hereby declare that the following is a full, clear, and exact description thereof, which will enable others skilled in the art to make and use the same, reference being had to the accompanying drawing forming part of this specification, in which—

Figure 1 is a side view of a portion of my improved fence.

Figure 2 is a detail horizontal section of the same taken through the line *x x*, fig. 1.

Figure 3 is a detail vertical section of the same taken through the line *y y*, fig. 2.

Similar letters of reference indicate corresponding parts.

My invention has for its object to furnish an improved fence, simple in construction, cheap in manufacture, strong and durable; and

It consists in the construction and combination of the various parts of the fence, as hereinafter more fully described.

A, B, and C are the posts, which are made of iron, and which may be made of any desired size, and plain or ornamental, as may be desired, according to the character of the fence and the place where it is to be built.

The posts A are to be used at the ends of the boards D, and are made with mortises through them to receive the ends of the boards, said mortises being made wide enough to receive the overlapped ends of the said boards.

The posts B are to be used between the posts A, one or more of the posts B being used in each panel, according to the length of the boards.

The posts B are made half round in their general form, and with lugs *b'* upon their flat sides.

The boards D are placed between the lugs *b'*, and are secured in place upon said posts by keys E, which may be made of wood or iron, are driven through holes in the lugs *b'*, and pass across the outer surface of the boards D, as shown in figs. 1 and 2.

C are the corner-posts, in which the mortises for the ends of the boards cross each other, as shown in figs. 2 and 3. The mortises in the posts C, to their point of intersection, are made the full size of the ends of the boards, and from their points of intersection to the other side of the post only half the width of the board, the upper half of one and the lower half of the other of each pair of intersecting mortises being extended through the posts.

The ends of the boards are halved at the point where they intersect each other, as shown in figs. 2 and 3.

The lower ends of the posts are made sharp, so that they may be driven into the ground, and should be of such a length as to hold the fence firmly.

By sanding the boards D the fence becomes fire-proof, and is thus adapted for use along railroads or upon prairies.

Having thus described my invention,

I claim as new and desire to secure by Letters Patent—

An improved fence, formed by the combination of the metallic posts A B *b'* C, constructed as described, boards D, and keys E, with each other, substantially as herein shown and described, and for the purpose set forth.

Witnesses:

J. S. ELLIOTT,
THOMAS WOLFE.

HUGH M. BARBER.