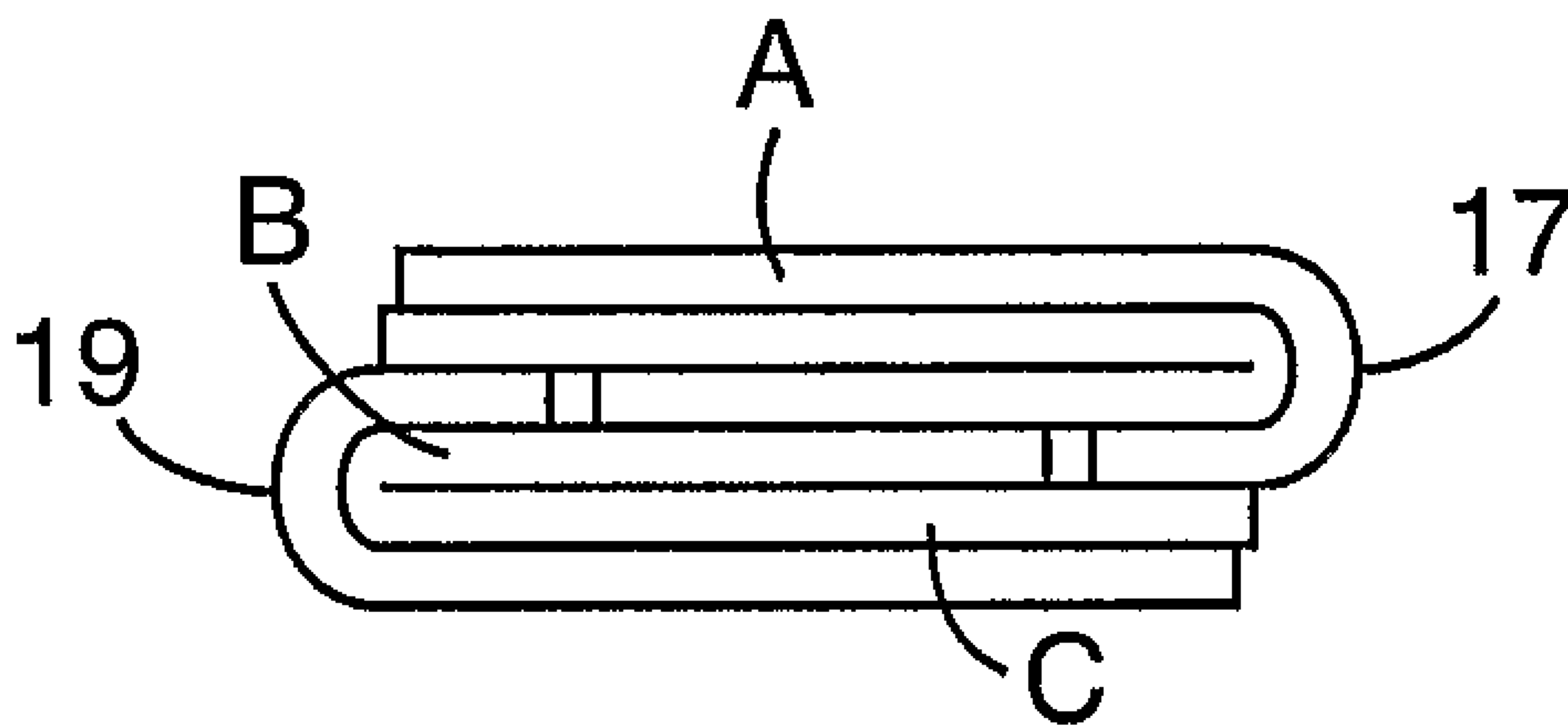




(86) Date de dépôt PCT/PCT Filing Date: 2006/11/14
 (87) Date publication PCT/PCT Publication Date: 2007/05/24
 (45) Date de délivrance/Issue Date: 2014/12/23
 (85) Entrée phase nationale/National Entry: 2008/05/13
 (86) N° demande PCT/PCT Application No.: US 2006/044211
 (87) N° publication PCT/PCT Publication No.: 2007/059142
 (30) Priorités/Priorities: 2005/11/14 (US60/736,221);
 2006/11/03 (US11/556,239)

(51) Cl.Int./Int.Cl. *B65D 5/42* (2006.01),
B65D 5/36 (2006.01)
 (72) Inventeurs/Inventors:
 PEARSON, SCOTT D., US;
 REESE, CARTER J., US
 (73) Propriétaire/Owner:
 3M INNOVATIVE PROPERTIES COMPANY, US
 (74) Agent: SMART & BIGGAR

(54) Titre : BOITES PLIEES ET LEURS PROCEDES DE FABRICATION
 (54) Title: FOLDED BOXES AND METHODS OF MAKING THE SAME



(57) Abrégé/Abstract:

The folded collapsed boxes containing substantially no open gaps are provided. A plurality of different size folded collapsed boxes can be bundled together to yield a display that has the maximum number of folded collapsed boxes displayed thus conserving space.

(12) INTERNATIONAL APPLICATION PUBLISHED UNDER THE PATENT COOPERATION TREATY (PCT)

(19) World Intellectual Property Organization
International Bureau



(43) International Publication Date
24 May 2007 (24.05.2007)

PCT

(10) International Publication Number
WO 2007/059142 A1

(51) International Patent Classification:

B65D 5/42 (2006.01) *B65D 5/36* (2006.01)

(21) International Application Number:

PCT/US2006/044211

(22) International Filing Date:

14 November 2006 (14.11.2006)

(25) Filing Language:

English

(26) Publication Language:

English

(30) Priority Data:

60/736,221 14 November 2005 (14.11.2005) US
11/556,239 3 November 2006 (03.11.2006) US

AT, AU, AZ, BA, BB, BG, BR, BW, BY, BZ, CA, CH, CN, CO, CR, CU, CZ, DE, DK, DM, DZ, EC, EE, EG, ES, FI, GB, GD, GE, GH, GM, GT, HN, HR, HU, ID, IL, IN, IS, JP, KE, KG, KM, KN, KP, KR, KZ, LA, LC, LK, LR, LS, LT, LU, LV, LY, MA, MD, MG, MK, MN, MW, MX, MY, MZ, NA, NG, NI, NO, NZ, OM, PG, PH, PL, PT, RO, RS, RU, SC, SD, SE, SG, SK, SL, SM, SV, SY, TJ, TM, TN, TR, TT, TZ, UA, UG, US, UZ, VC, VN, ZA, ZM, ZW.

(84) Designated States (*unless otherwise indicated, for every kind of regional protection available*): ARIPO (BW, GH, GM, KE, LS, MW, MZ, NA, SD, SL, SZ, TZ, UG, ZM, ZW), Eurasian (AM, AZ, BY, KG, KZ, MD, RU, TJ, TM), European (AT, BE, BG, CH, CY, CZ, DE, DK, EE, ES, FI, FR, GB, GR, HU, IE, IS, IT, LT, LU, LV, MC, NL, PL, PT, RO, SE, SI, SK, TR), OAPI (BF, BJ, CF, CG, CI, CM, GA, GN, GQ, GW, ML, MR, NE, SN, TD, TG).

(71) Applicant: **3M INNOVATIVE PROPERTIES COMPANY** [US/US]; 3M Center, Post Office Box 33427, Saint Paul, Minnesota 55133-3427 (US).

(72) Inventors: **PEARSON, Scott, D.**; 3M Center, Post Office Box 33427, Saint Paul, Minnesota 55133-3427 (US).
REESE, Carter, J.; 3M Center, Post Office Box 33427, Saint Paul, Minnesota 55133-3427 (US).

(74) Agents: **FLORCZAK, Yen, Tong** et al.; 3M Center, Office Of Intellectual Property Counsel, Post Office Box 33427, Saint Paul, Minnesota 55133-3427 (US).

(81) Designated States (*unless otherwise indicated, for every kind of national protection available*): AE, AG, AL, AM,

Declarations under Rule 4.17:

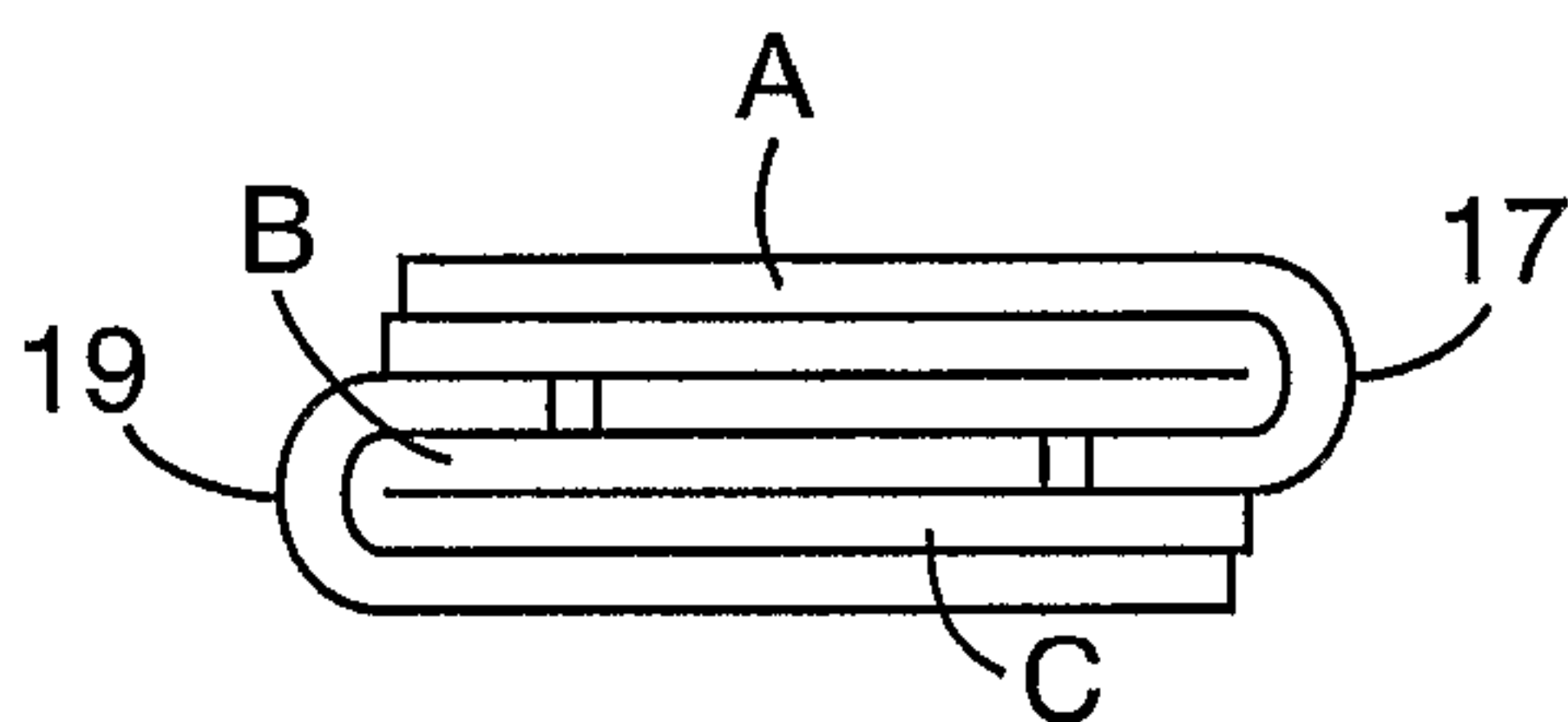
- as to applicant's entitlement to apply for and be granted a patent (Rule 4.17(ii))
- as to the applicant's entitlement to claim the priority of the earlier application (Rule 4.17(iii))

Published:

- with international search report
- before the expiration of the time limit for amending the claims and to be republished in the event of receipt of amendments

For two-letter codes and other abbreviations, refer to the "Guidance Notes on Codes and Abbreviations" appearing at the beginning of each regular issue of the PCT Gazette.

(54) Title: FOLDED BOXES AND METHODS OF MAKING THE SAME



(57) Abstract: The folded collapsed boxes containing substantially no open gaps are provided. A plurality of different size folded collapsed boxes can be bundled together to yield a display that has the maximum number of folded collapsed boxes displayed thus conserving space.

WO 2007/059142 A1

1/2

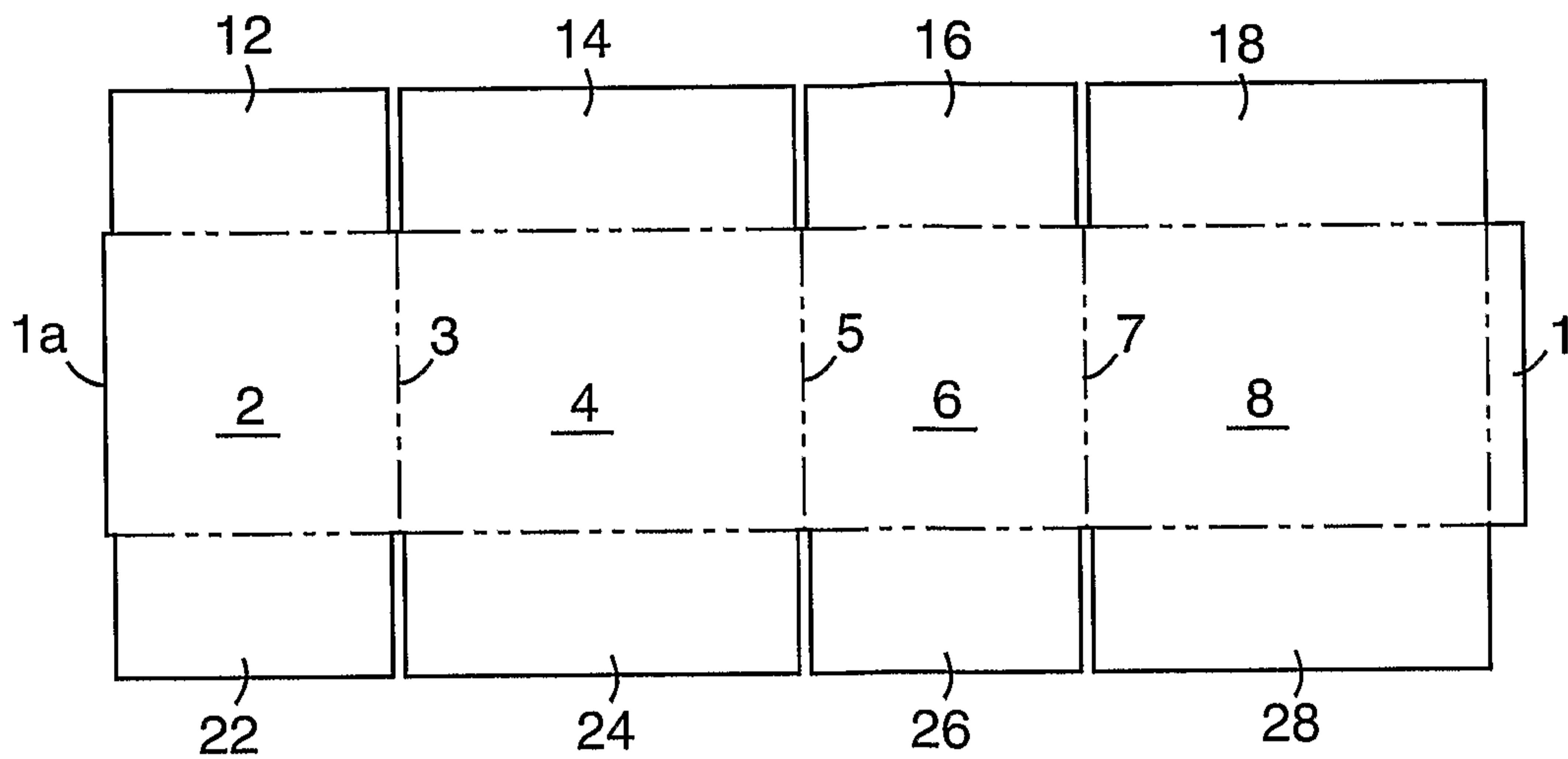


Fig. 1

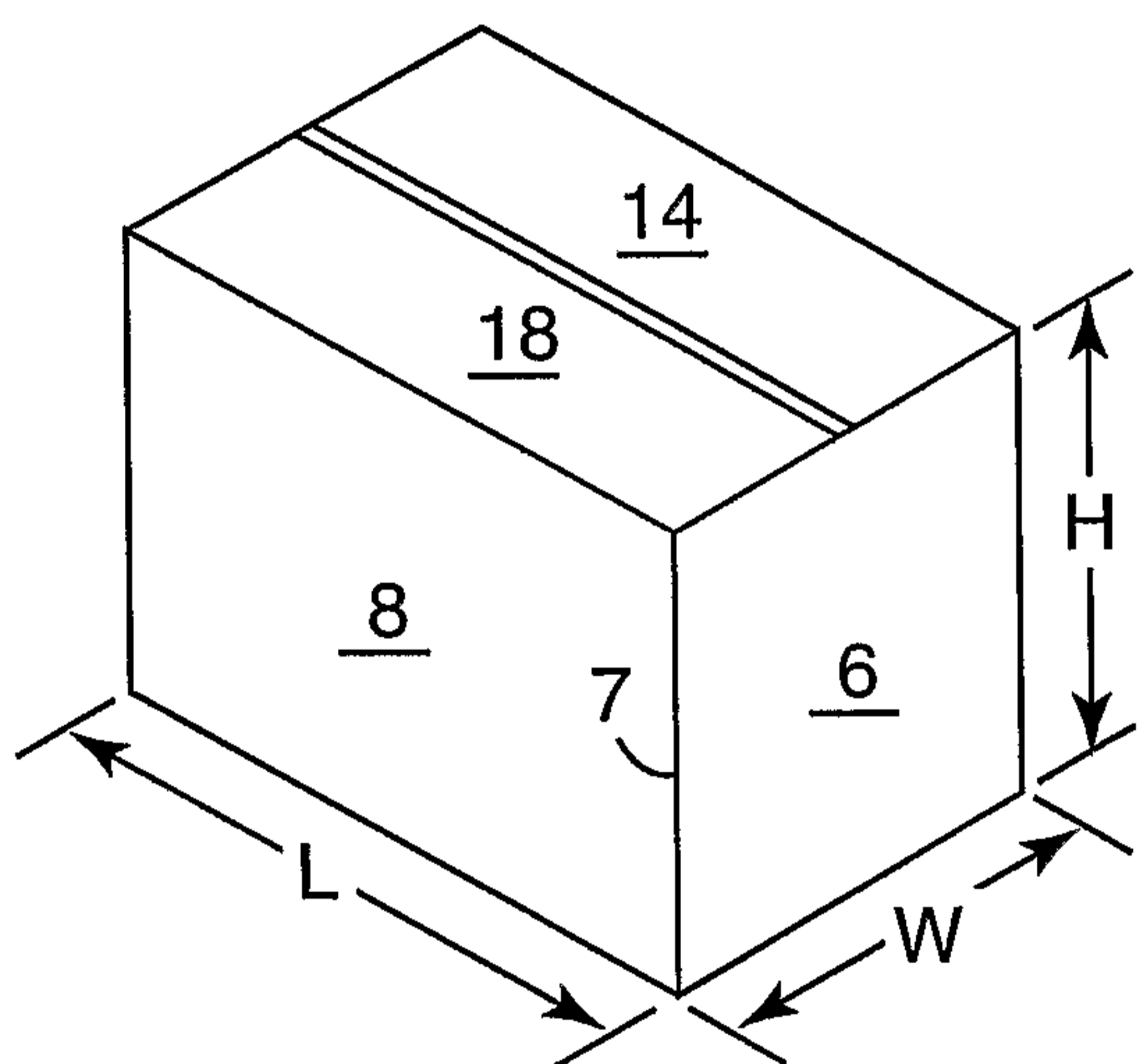


Fig. 2

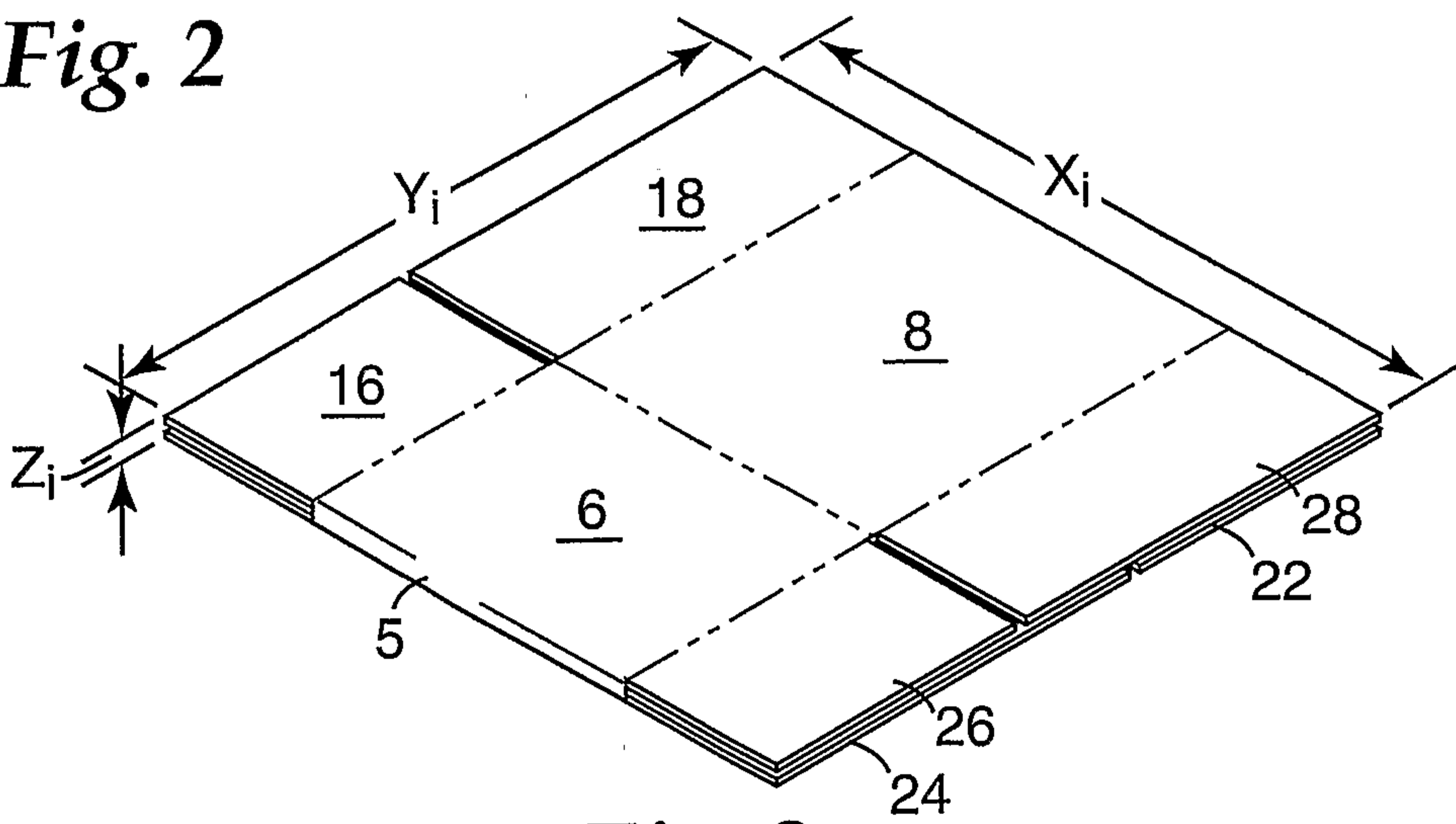


Fig. 3

2/2

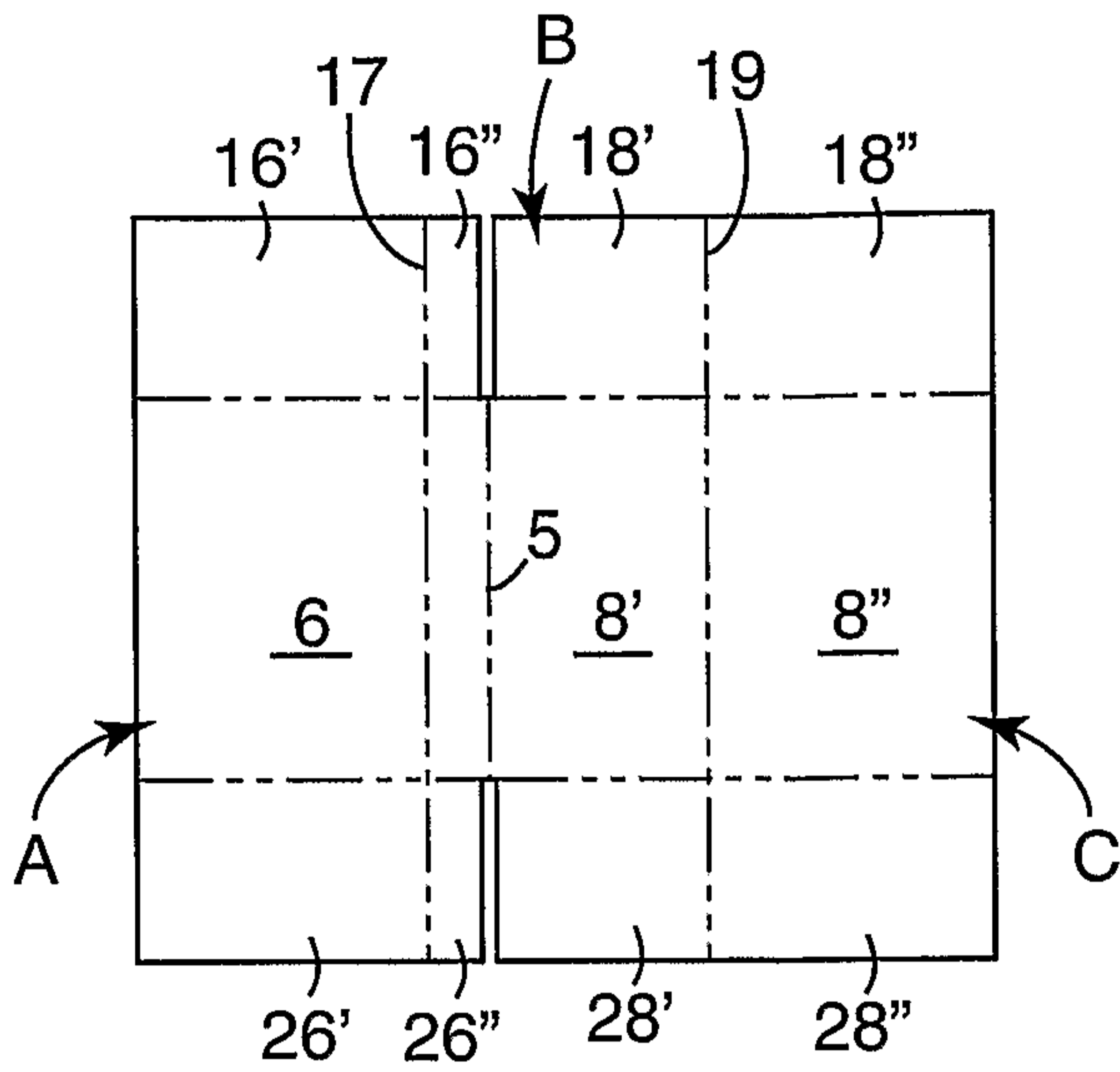


Fig. 4

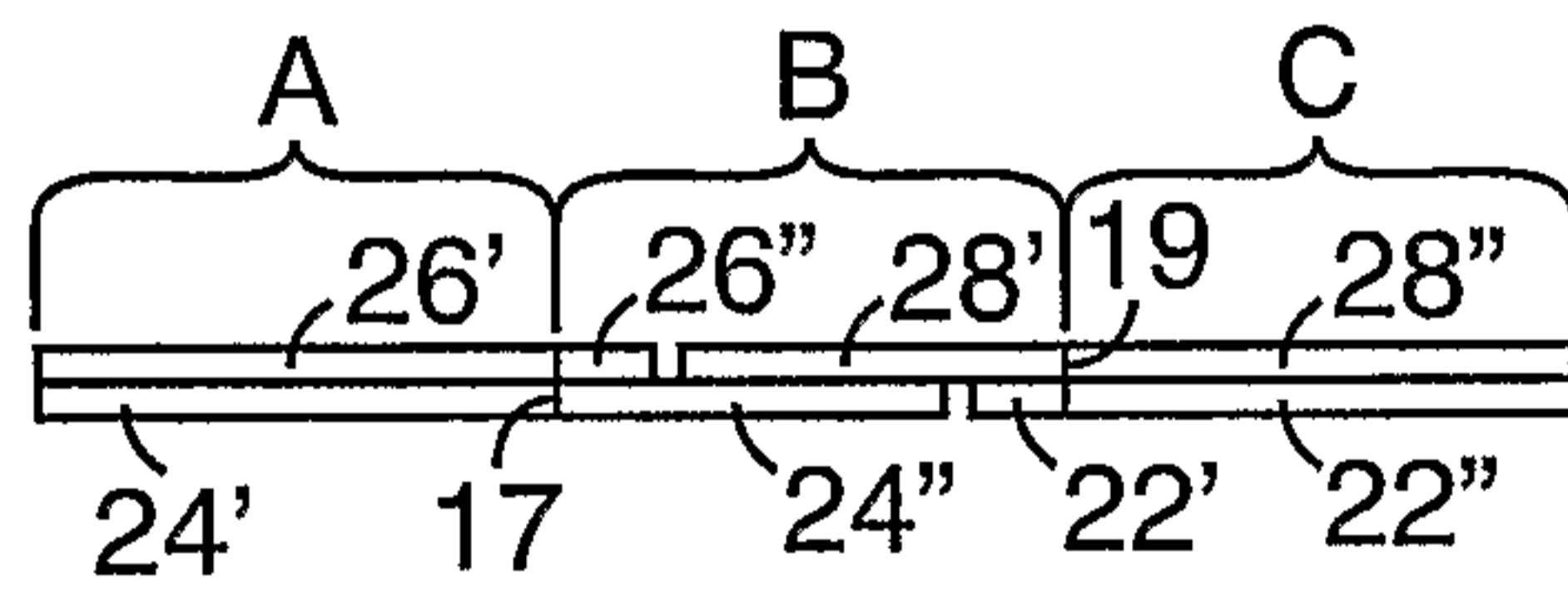


Fig. 5

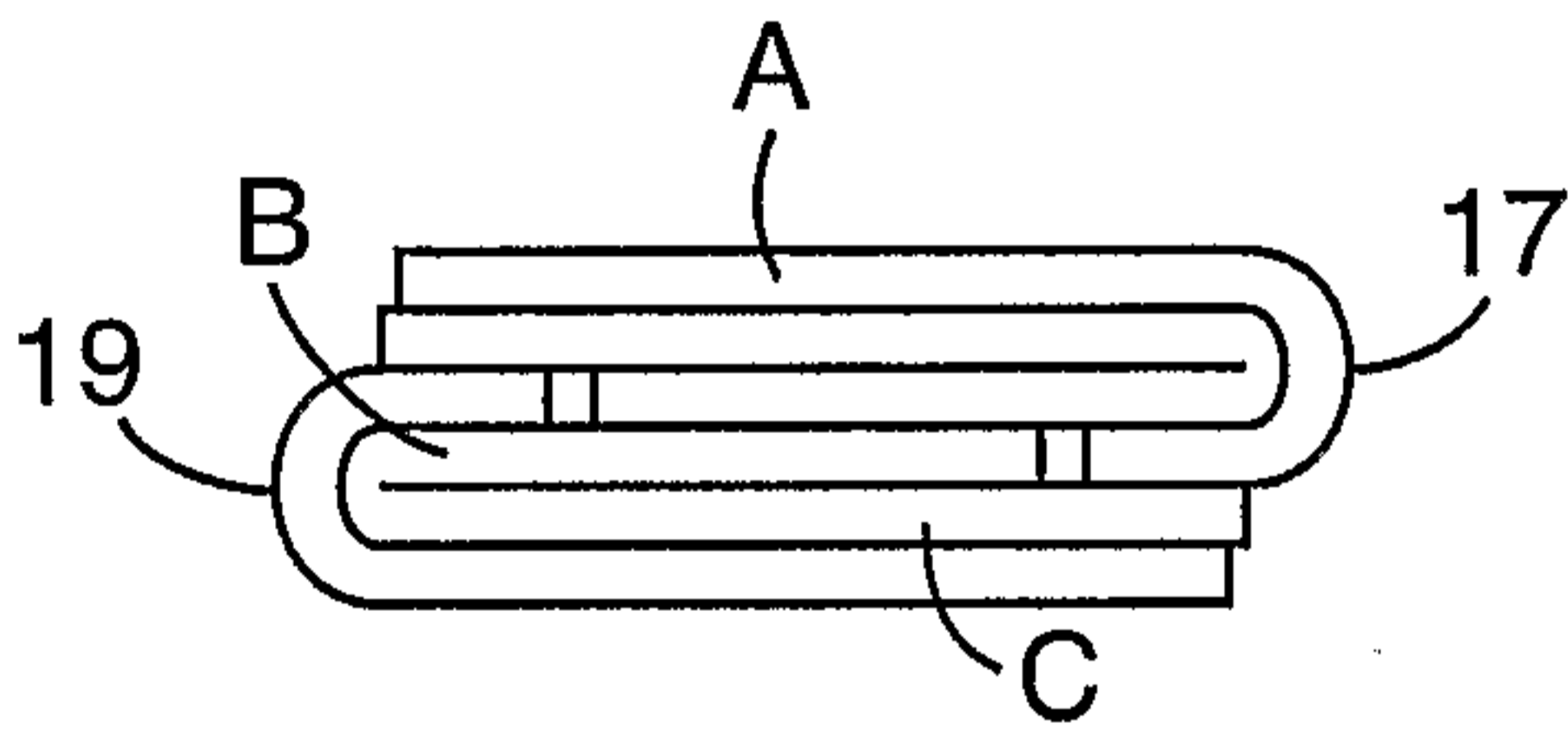


Fig. 6

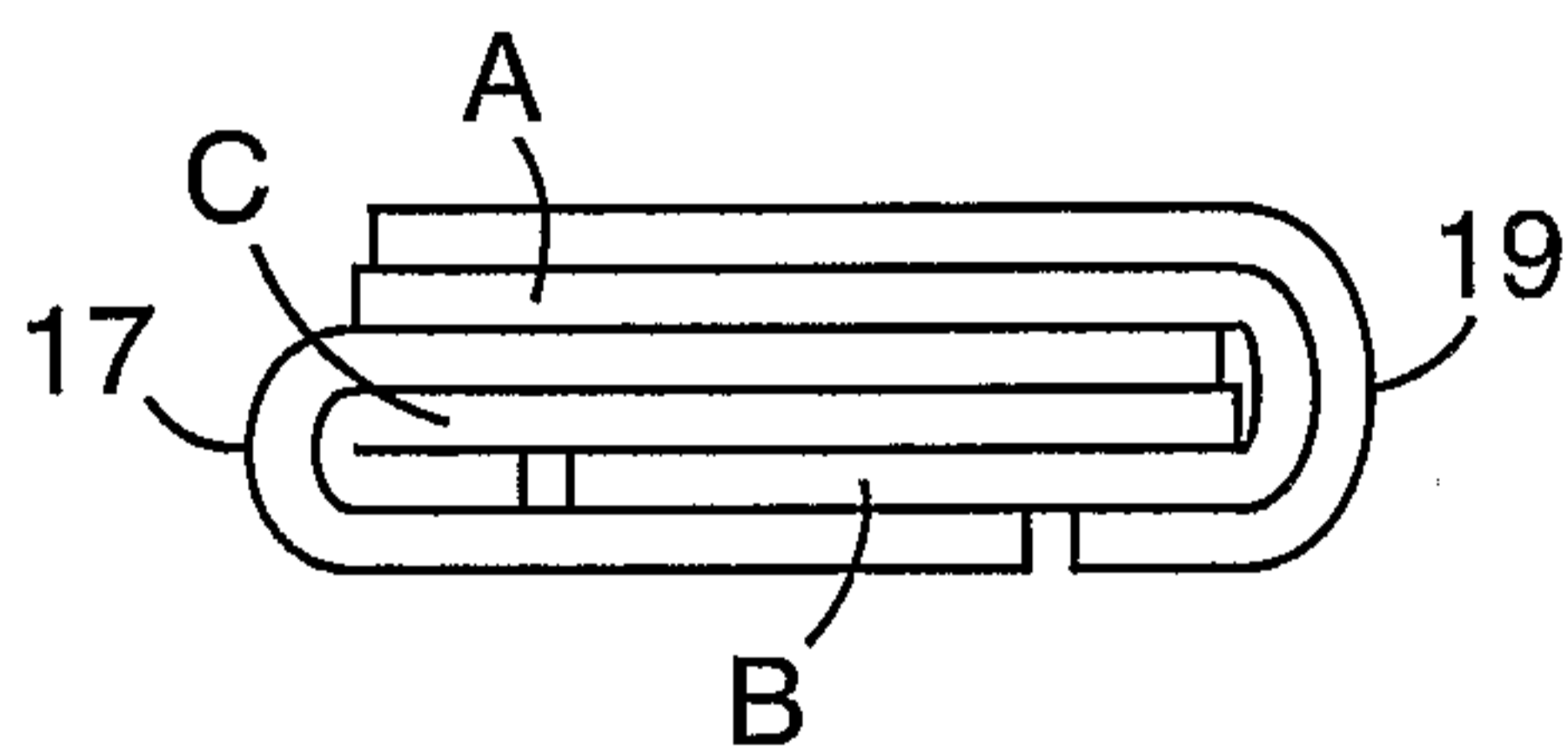


Fig. 7

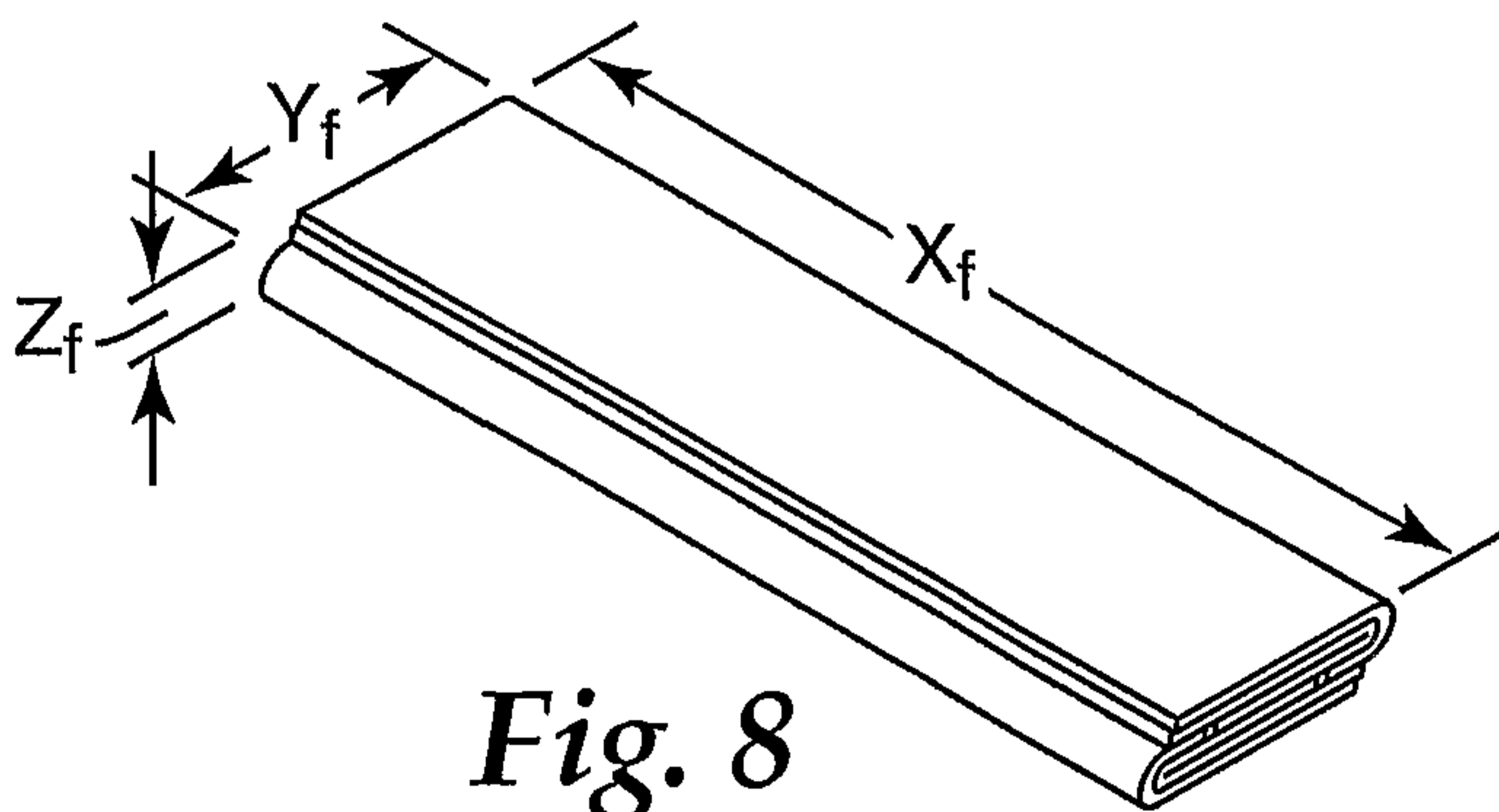


Fig. 8

60557-7919

FOLDED BOXES AND METHODS OF MAKING THE SAMEField of Invention

The present invention pertains to folded boxes. In particular, the present invention pertains to a box that is folded so as to maintain its specific volume from the initial collapsed state to its final folded state. The folded box contains substantially no open gaps.

Background

There are many folded boxes and many methods for folding boxes disclosed in the prior art, many of which introduce open gaps into the folded box. As open gaps increase the volume of the folded box, they create inefficient use of space, especially shelf space of a display rack in a retail store.

There is a need for folding boxes more efficiently so as to maximize use of the shelf space.

Summary

In one aspect, the present invention pertains to a method of folding a box. The method comprises the steps of: (1) providing a collapsed box having an initial specific volume and an initial footprint; (2) folding the collapsed box forming at least two panels, the folded collapsed box having a final specific volume and a final footprint. The panels are substantially similar in size and are disposed on top of one another. The final specific volume of the folded collapsed box is substantially similar to the initial specific volume of the collapsed box, the final footprint is smaller than the initial footprint, and the folded collapsed box has no in-fold.

60557-7919

In another aspect, the present invention provides a method for shipping a plurality of folded collapsed boxes comprising the steps of: providing a plurality of collapsed boxes, each having an initial specific volume and an initial footprint; folding the collapsed boxes forming at least two panels, each folded collapsed box having a final specific volume and a final footprint, wherein the panels are substantially similar in size and are disposed on top of one another and the final specific volume of the folded collapsed box is substantially similar to the initial specific volume of the collapsed box and the final footprint is smaller than the initial footprint and wherein the folded collapsed box has no in-fold; bundling the folded collapsed boxes together; and loading the bundled folded collapsed boxes onto a transporter.

Another aspect disclosed herein pertains to a method of folding a box. The method comprises the steps of: (1) providing a collapsed box having a first footprint; (2) folding the collapsed box forming at least two panels, the folded collapsed box having a final footprint. The panels are substantially similar in size and are disposed on top of one another. The folded collapsed box contains no open gaps and no in-fold.

Another aspect disclosed herein provides a folded collapsed box comprising at least two panels folded along a crease, the panels being of substantially the same size, the panels being disposed on top of one another such that there are no open gaps between the panels and no in-fold in the folded box.

60557-7919

Another aspect disclosed herein provides a method for shipping a plurality of folded collapsed boxes comprising the steps of: providing a plurality of collapsed boxes, each having an initial footprint; folding the collapsed box forming at least two panels, the folded collapsed box having a final footprint, wherein the panels are substantially similar in size and are disposed on top of one another and the folded collapsed box contains no open gaps and no in-fold; bundling the folded collapsed boxes together; and loading the bundled folded collapsed boxes onto a transporter.

One advantage of the present invention is that it yields a folded box that has the smallest footprint, for a given number of folds, while not increasing the volume of the folded box from its collapsed state. In this way, the inventive folded box can be displayed efficiently on a shelf because the greatest number of folded boxes can be displayed for a given display shelf.

As used herein, a "box" is a type of container formed from a plurality of joined sidewalls; typically four sidewalls are used and the box includes cover flaps and bottom flaps. A "collapsed box" is a formed container folded on its originally formed creases so as to have the sidewalls stacked on top of one another. An "originally formed crease" is one that made by the box manufacturer to create the sidewalls of the box. A collapsed box would typically have two layers of cardboard, either corrugated or non-corrugated disposed on one another, the first layer includes two sidewalls and the second layer includes the remaining two sidewalls. A "folded box" is the collapsed box folded so that its final footprint is smaller than its initial footprint. An "in-fold" is a fold in the side of the box so as to have the sidewalls touching or nearly touching one another. An illustration of an in-fold is described in German publication DE 3925490. An "open gap" is open space between the panels of the folded box and does not include the open gaps that are in a corrugated sheet of cardboard forming the box.

Brief Description of the Drawings

The invention can be further described with reference to the following figures, wherein:

Figure 1 is a top plan view of an unassembled corrugated or non-corrugated sheet of cardboard;

Figure 2 is a perspective view of the sheet of cardboard of Figure 1 assembled into a box;

Figure 3 is a perspective view of the assembled box of Figure 2 in a collapsed state;

Figure 4 is a top plan view of the collapsed box of Figure 3 showing in phantom creases that can be used to fold the box;

Figure 5 is an end view of the bottom flaps of the collapsed box of Figure 3 showing the various panels;

Figure 6 is an end view of the bottom flaps of the collapsed box of Figure 3 folded in an accordion-type manner; and

5 Figure 7 is an end view of the bottom flaps of the collapsed box of Figure 3 folded in a spiral-like manner; and

Figure 8 is a perspective view of a folded box of Figure 5.

The figures are idealized, are not drawn to scale, and are intended for illustrative purposes only.

10

Detailed Description

Figure 1 is a top plan view of a sheet of corrugated or non-corrugated cardboard having sidewalls 2, 4, 6 and 8 separated by original creases denoted by phantom lines 3, 5 and 7. The sheet also includes cover flaps 12, 14, 16, and 18 and corresponding bottom
15 flaps 22, 24, 26, and 28. The sheet of cardboard of Figure 1 can be formed into box by attaching extension 1 to side 1a and folding in the cover and bottom flaps. An assembled box, as shown schematically in Figure 2, has contiguously joined sidewalls. The assembled box has a length L, a width W, and a height H. In this particular embodiment, the box has a generally rectangular cross-section, as the length is longer than the width.
20 Square boxes, where the length the width are the same but the height of the box can vary, as well as boxes of other geometries, are within the scope of the present invention.

Figure 3 is a perspective view of the assembled box of Figure 2 in a collapsed state. The collapsed box has an initial specific volume that is equal to its volume (the dimension X_i times dimension Y_i times dimension Z_i) divided by the mass of the box (i.e., the mass of
25 the material forming the box.) The collapsed box also has an initial footprint equal to its surface area defined by dimensions X_i and Y_i .

Figure 4 shows a top plan view of the collapsed box of Figure 3 illustrating in phantom two folding creases 17 and 19, which are offset from the original crease 5. In other embodiments, at least one of the folding creases can be aligned with the original
30 crease. This latter case is more common in a square box. The folding creases generate

three substantially equal panels, **A**, **B**, and **C**. The panel **A** includes a majority of original sidewall **6** along with a portion of the top and bottom flaps **16'** and **26'**. The panel **B** includes a portion of original sidewall **6** and a portion of original sidewall **8** (now labeled as **8'**) along with a portion of the top and bottom flaps, **16''**, **18'** and **26''**, **28'**. And, the panel **C** includes the balance of original sidewall **8** (now labeled as **8''**), along with a portion of the top and bottom flaps **18'** and **28'**.

Figure **5** shows an end view of the collapsed box of Figure **4** where the bottom flaps of the panels **A**, **B**, and **C** are shown.

Figure **6** shows an end view of the bottom flaps of the collapsed box of Figure **4** folded in an accordion-type manner such that panel **B** is sandwiched between panels **A** and **C**. The panels are disposed on top of one another such that substantially no open gap is present. The box is not folded so as to create in-folds. The creases **17** and **19** that are used to create the panels are exposed and are not contained inside the folded box.

Figure **7** shows an end view of the bottom flaps of the collapsed box of Figure **4** folded in a spiral-type manner such that panel **C** is sandwiched between panels **A** and **B**. The folding creases **17** and **19** are exposed. The panels are disposed on top of one another such that substantially no open gap is present. Like the embodiment in Figure **6**, the folded box does not include an in-fold.

The gaps between the bottom flaps of the box in Figures **6** and **7** are not open gaps as they are inherent in the construction of the box flaps. The folded boxes of Figures **6** and **7** show three panels, although a minimum of two panels is within the scope of the present invention. The number of panels generated is one more than the number of folding creases used. With the present invention, the user has immense flexibility in creating a folded box that is suitable for the intended purpose, whether the purpose is storing in home use or displaying on a retail shelf.

Figure **8** shows a perspective view of the folded box of Figure **5**. The folded box has a final specific volume, which is equal to the dimension X_f times dimension Y_f times dimension Z_f divided by the mass of the box. Because the mass of the box of has not changed from its collapsed state to its folded state, and because the folded box contains substantially no open gap, the final specific volume of the box is substantially equal to the

initial specific volume of the collapsed box. The folded box has a final footprint defined by dimensions X_f and Y_f which, as compared to Figure 3, is smaller than its initial footprint. If desired, the folded box could further include a means for bundling the box, so as to keep all of the panels together. For example, straps can be used to consolidate or
5 bundle a plurality of folded boxes together.

The folded boxes of the present invention are particularly suitable for display on a shelf in a retail store. In one aspect, the present invention pertains to a method of displaying folded box on the shelf. The method comprises the steps of: (1) providing a shelf having a defined volume determined by a surface area and a height of the shelf; (2)
10 providing a plurality of collapsed boxes, each having an initial specific volume and an initial footprint; (3) folding each collapsed box forming at least two panels, each folded collapsed box having a final specific volume and a final footprint, wherein the panels are substantially similar in size and are disposed on top of one another, and wherein the final specific volume of the folded collapsed box is substantially similar to the initial specific
15 volume of the collapsed box and the final footprint is smaller than the initial footprint; and (4) displaying the plurality of folded collapsed boxes on the shelf.

In another aspect, the a method of displaying a folded box on a shelf comprising the steps of: (1) providing a shelf having a defined volume determined by a surface area and a height of the shelf; (2) providing a plurality of collapsed boxes, each having an initial
20 specific volume and an initial footprint; (3) folding the collapsed box so forming at least two panels, the folded collapsed box having a final footprint, wherein the panels are substantially similar in size and are disposed on top of one another; and wherein the folded collapsed box contains no open gaps; and (4) displaying the plurality of folded collapsed boxes on the shelf.

In both of the above-described steps, the method can further include a step of
25 bundling the folded collapsed boxes together. The boxes can, but does not have to be of the same size, and if they are of different sizes, they most likely will have different footprints. The different size boxes can be bundled together to form even more efficient display of the boxes. The folded boxes can be displayed in any convenient manner at a
30 retailer's selection.

The folded boxes are also particularly suited for shipping. In one aspect, the invention pertains to a method of shipping folded collapsed boxes. The method comprises the steps of: (1) providing a plurality of collapsed boxes each having an initial specific volume and an initial footprint; (2) folding the collapsed box forming at least two panels, the folded collapsed box having a final specific volume and a final footprint, wherein the panels are substantially similar in size and are disposed on top of one another and the final specific volume of the folded collapsed box is substantially similar to the initial specific volume of the collapsed box and the final footprint is smaller than the initial footprint; (3) bundling the folded collapsed boxes together; and (4) loading the bundled folded boxes into a transporter, such as a truck or rail cars.

In yet another aspect, the present invention pertains to a method for shipping a plurality of folded collapsed boxes comprising the steps of: (1) providing a plurality of collapsed boxes each having an initial first footprint; (2) folding the collapsed box forming at least two panels, the folded collapsed box having a final footprint, wherein the panels are substantially similar in size and are disposed on top of one another and the folded collapsed box contains no open gaps; (3) bundling the folded collapsed boxes together; and (4) loading the bundled folded boxes into a transporter.

60557-7919

CLAIMS:

1. A method of folding a box comprising the steps of:
providing a collapsed box having an initial specific volume and an initial footprint;
- 5 folding the collapsed box forming at least two panels, the folded collapsed box having a final specific volume and a final footprint, wherein the panels are substantially similar in size and are disposed on top of one another, and
wherein the final specific volume of the folded
10 collapsed box is substantially similar to the initial specific volume of the collapsed box and the final footprint is smaller than the initial footprint and wherein the folded collapsed box has no in-fold.
2. The method of claim 1, further comprising bundling
15 the folded collapsed box.
3. The method of claim 2, wherein the bundling step comprises providing a strap and wrapping the strap around the bundled, folded collapsed box.
4. A display of folded boxes comprising a plurality of
20 folded collapsed boxes made by the method of claim 1 disposed on a display shelf.
5. A method for shipping a plurality of folded collapsed boxes comprising the steps of:
providing a plurality of collapsed boxes, each having
25 an initial specific volume and an initial footprint;

60557-7919

folding the collapsed boxes forming at least two panels, each folded collapsed box having a final specific volume and a final footprint, wherein the panels are substantially similar in size and are disposed on top of one another and the final specific volume of the folded collapsed box is substantially similar to the initial specific volume of the collapsed box and the final footprint is smaller than the initial footprint and wherein the folded collapsed box has no in-fold;

10 bundling the folded collapsed boxes together; and

loading the bundled folded collapsed boxes onto a transporter.

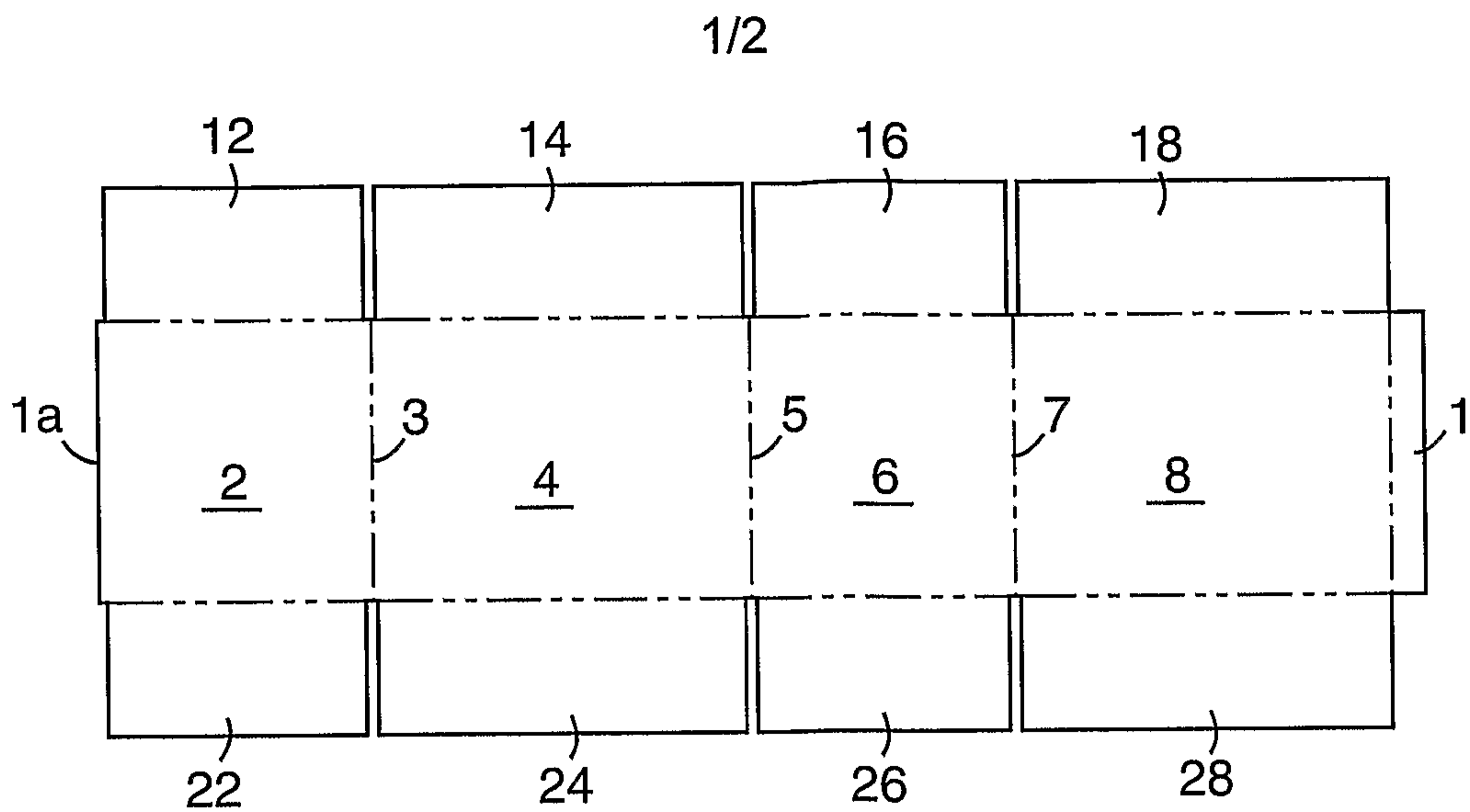


Fig. 1

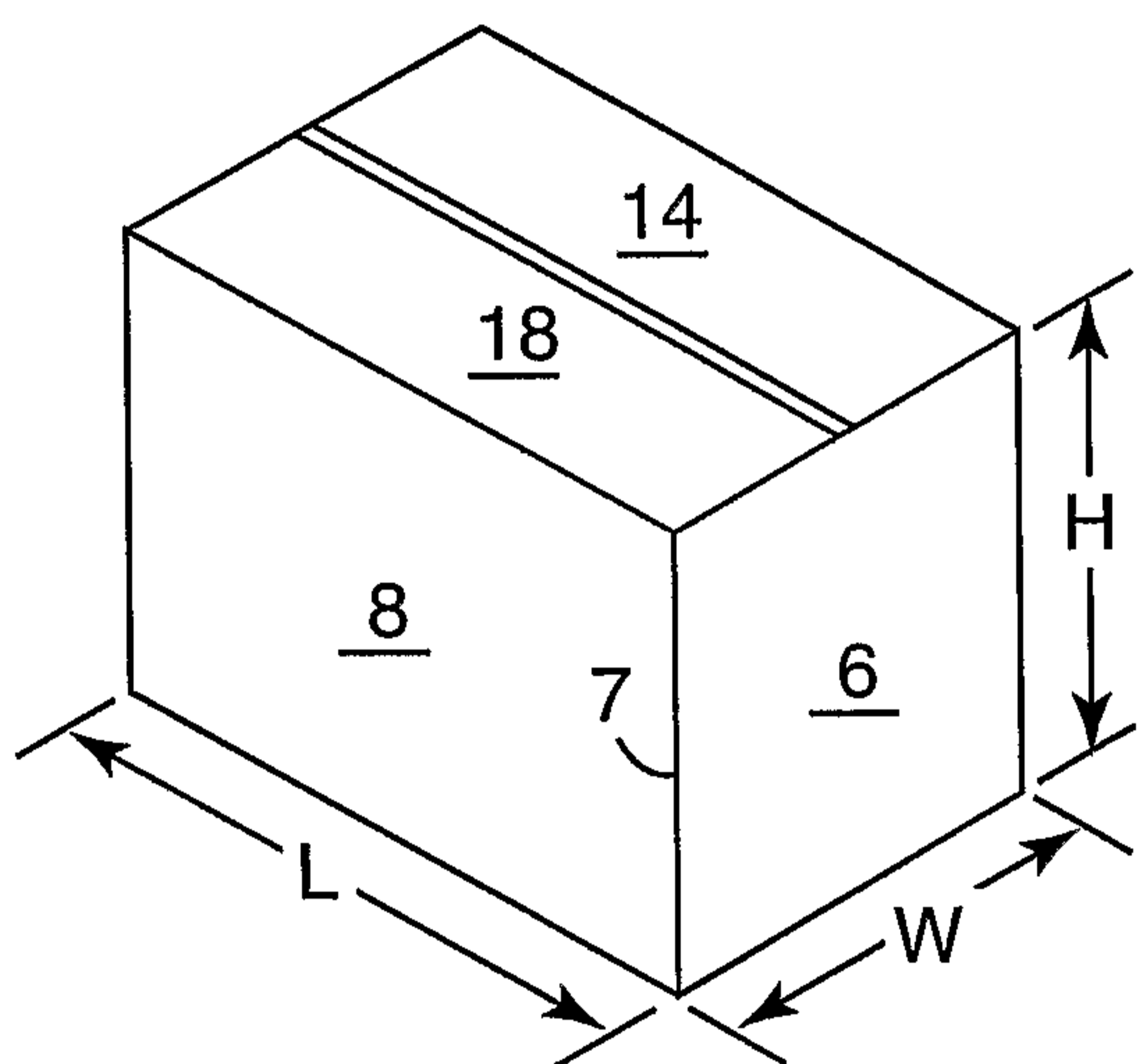


Fig. 2

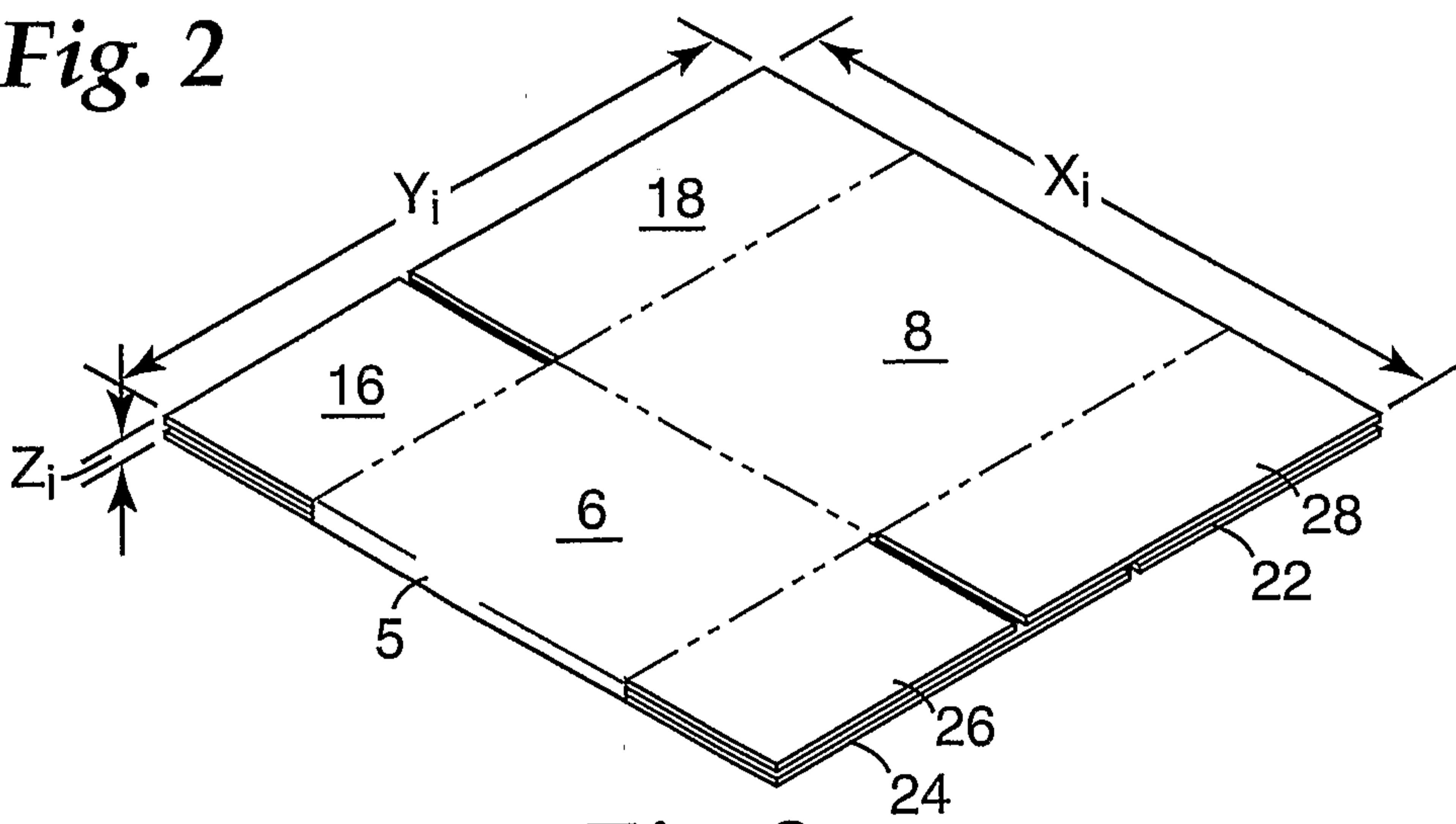


Fig. 3

2/2

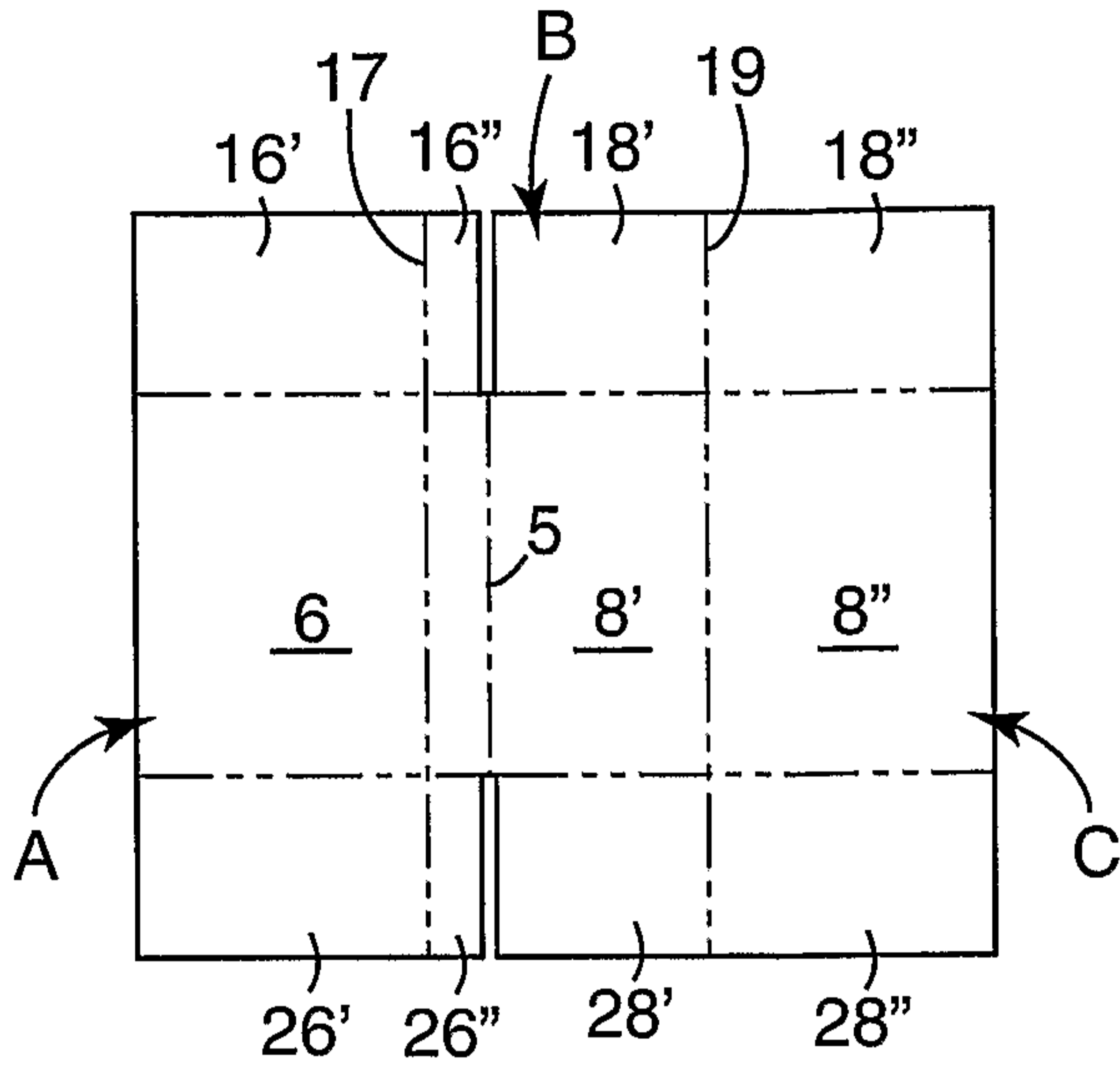


Fig. 4

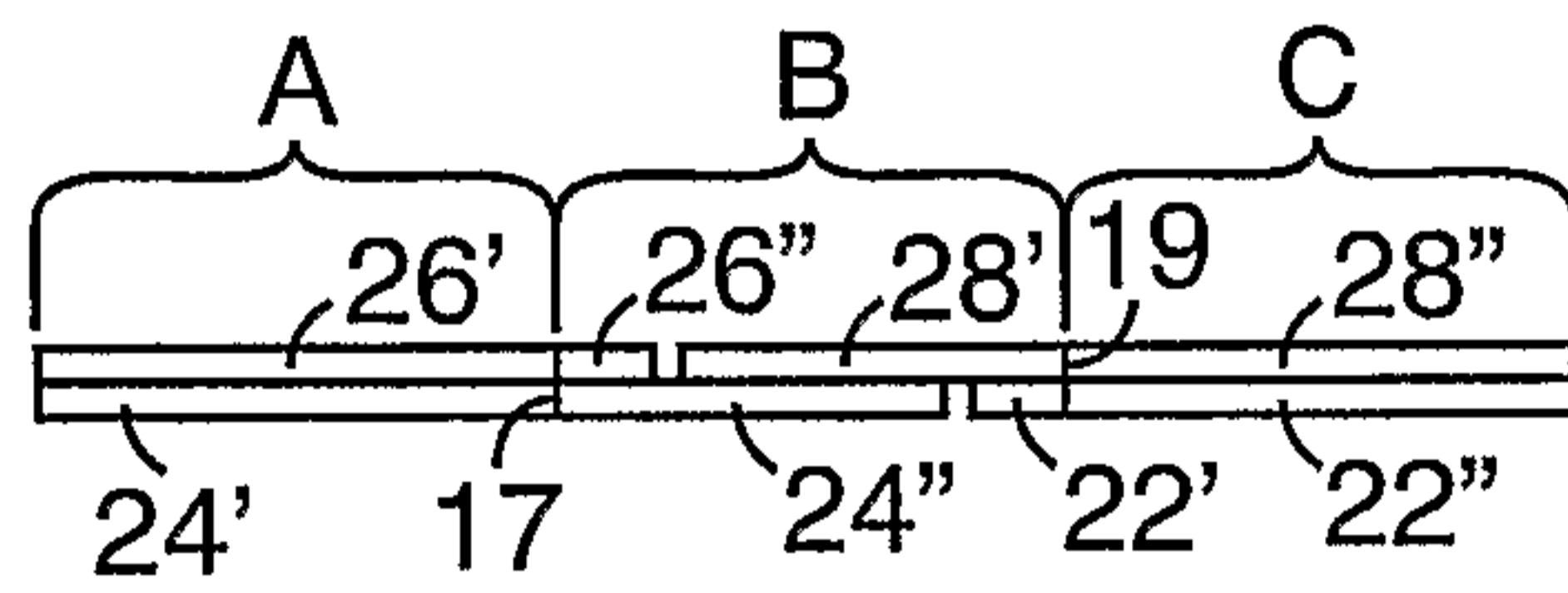


Fig. 5

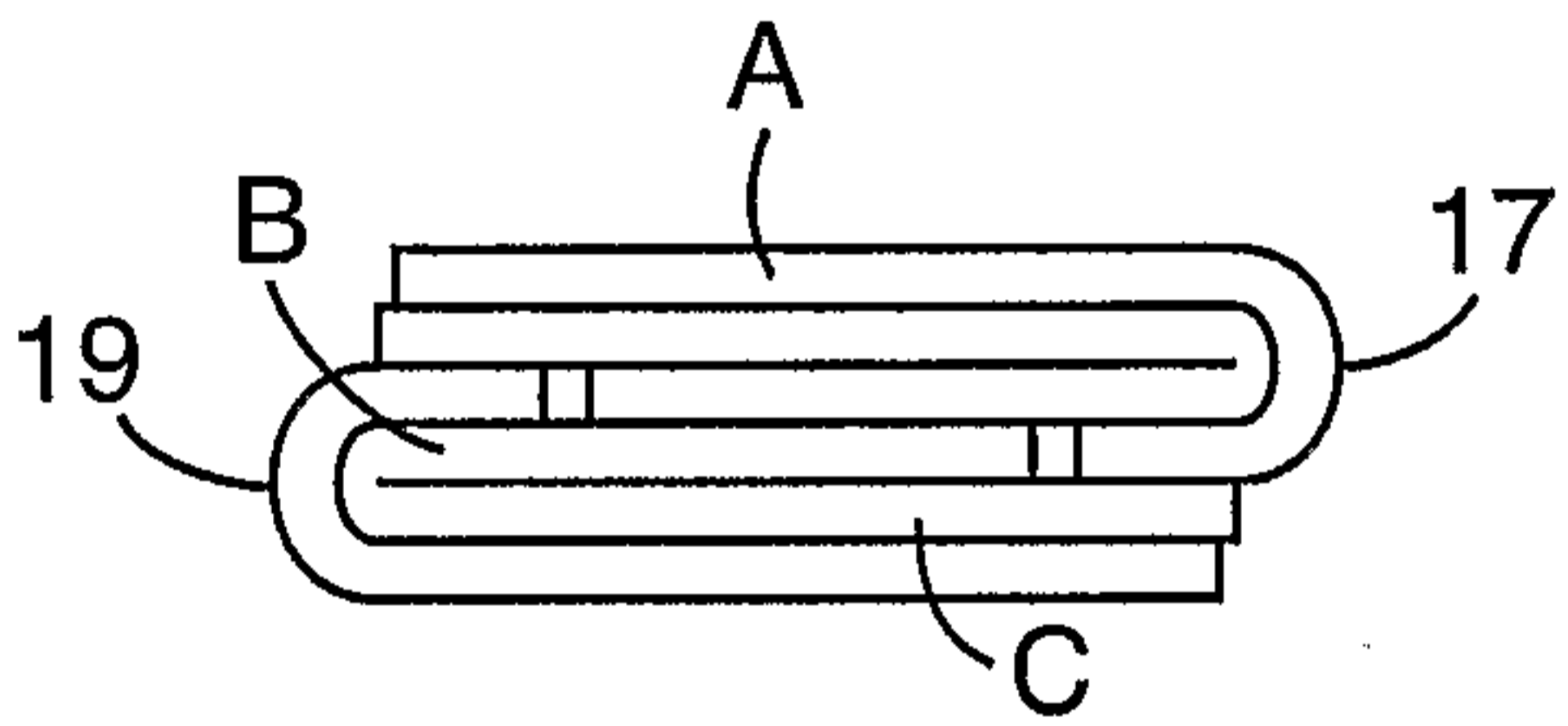


Fig. 6

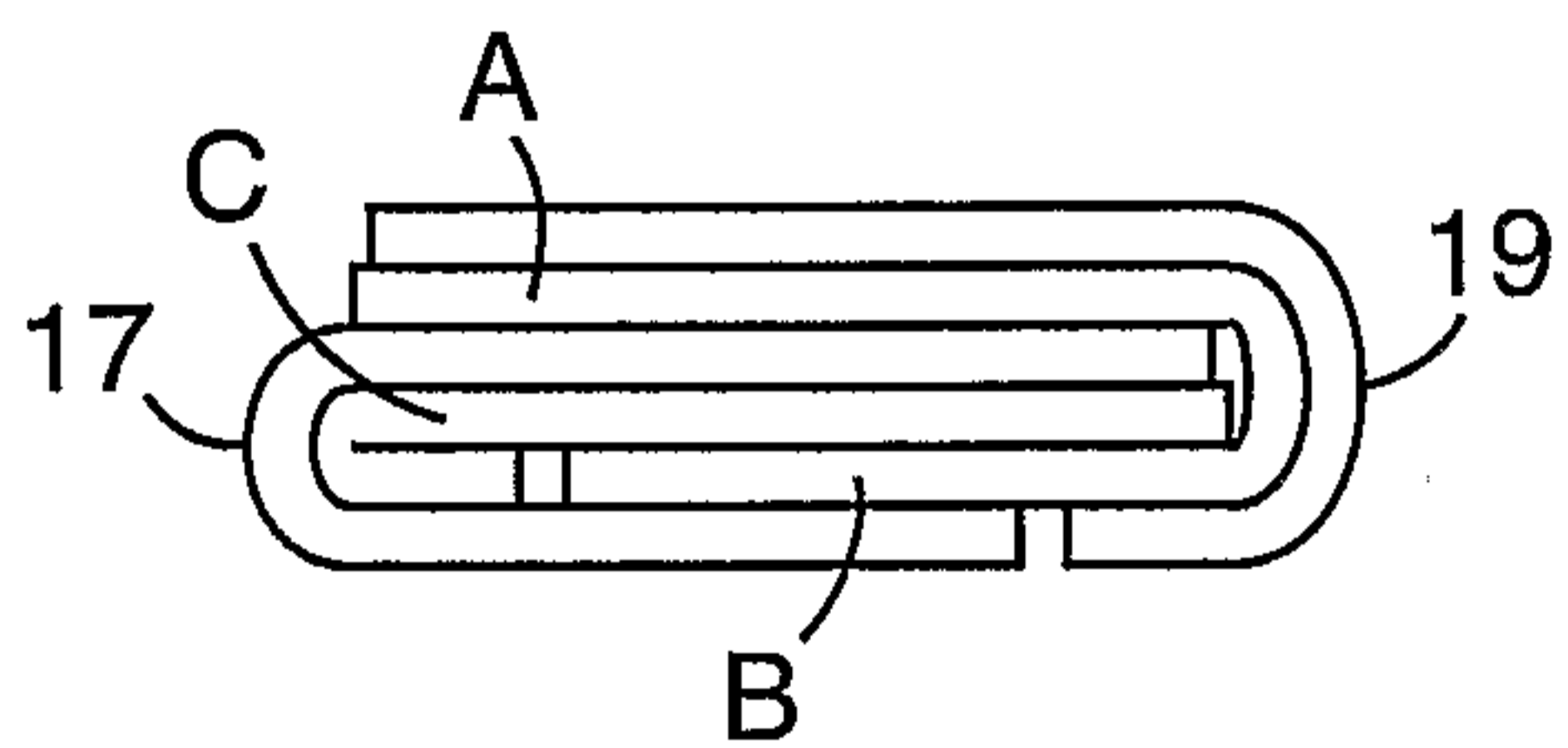


Fig. 7

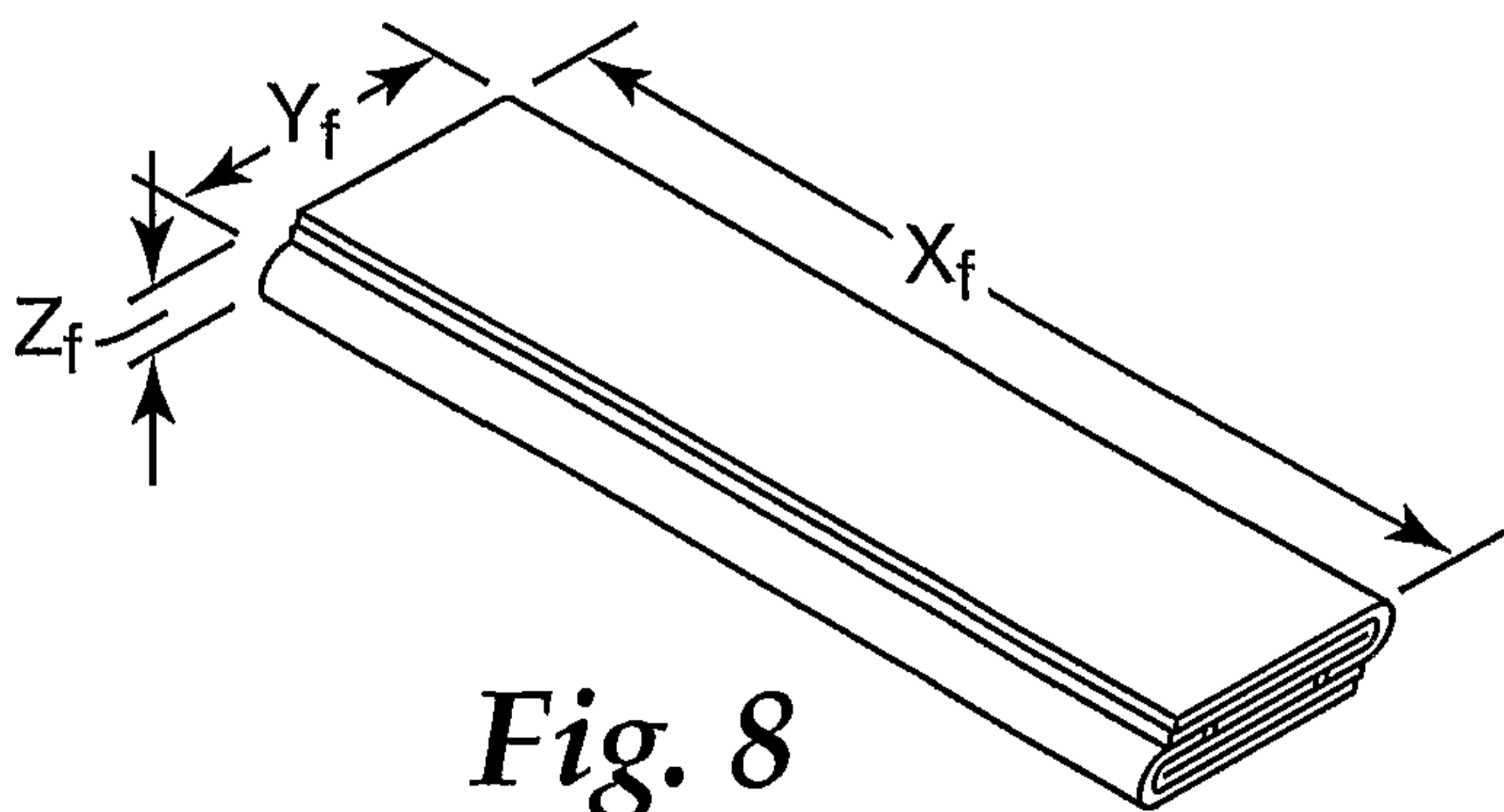


Fig. 8

