

A&A Ref: 147060

PUBLICATION PARTICULARS AND ABSTRACT
(Section 32(3)(a) - Regulations 22(1)(g) and 31)

21	01	PATENT APPLICATION NO	22	LODGING DATE	43	ACCEPTANCE DATE
----	----	-----------------------	----	--------------	----	-----------------

2002/9728

29 November 2002

12 3-CL

51	INTERNATIONAL CLASSIFICATION	NOT FOR PUBLICATION
----	------------------------------	---------------------

C07D, A61K, A61P

CLASSIFIED BY: ISA

71	FULL NAME(S) OF APPLICANT(S)
----	------------------------------

Merck Patent GmbH

72	FULL NAME(S) OF INVENTOR(S)
----	-----------------------------

JONAS, Rochus
CHRISTADLER, Maria

SCHELLING, Pierre
BEIER, Norbert

EARLIEST PRIORITY CLAIMED	COUNTRY	NUMBER	DATE
	33 DE	31 100 31 584.4	32 29 June 2000

NOTE: The country must be indicated by its International Abbreviation - see schedule 4 of the Regulations

54	TITLE OF INVENTION
----	--------------------

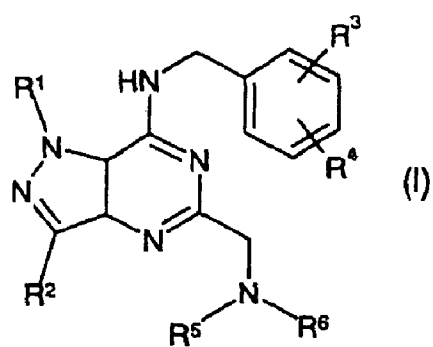
5-Aminoalkyl-pyrazolo[4,3-d]pyrimidines with a phosphodiesterase V-inhibiting effect

57	ABSTRACT (NOT MORE THAN 150 WORDS)
----	------------------------------------

NUMBER OF SHEETS	28
------------------	----

The sheet(s) containing the abstract is/are attached.

If no classification is furnished, Form P.9 should accompany this form.
The figure of the drawing to which the abstract refers is attached.

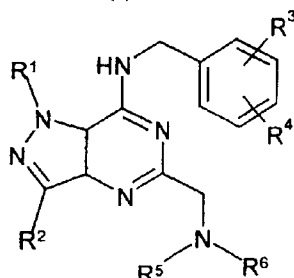


(57) Abstract: The invention relates to 5-aminomethyl-pyrazolo[4,3-d]pyrimidines of general formula (I), wherein the radicals R¹ to R⁶ have the meanings given in the text. The compounds demonstrate a phosphodiesterase V-inhibiting effect and can be used for treating diseases of the cardiovascular system and for treating potency disorders.

as originally filed

5-Aminoalkylpyrazolo[4,3-d]pyrimidines

- 5 The present invention relates to 5-aminoalkylpyrazolo[4,3-d]pyrimidines of the general formula (I)



I

- in which the radicals R¹ to R⁶ have the meaning indicated in the text, and to their use as medicaments, in particular as c-GMP phosphodiesterase inhibitors.
- 10

Substances having c-GMP phosphodiesterase-inhibiting properties have been known for a number of years. If the cyclo-guanosine monophosphate (c-GMP) level is pathologically raised, they serve to lower it. By means of this, the symptoms occurring in the case of a raised c-GMP level, such as inhibition and prevention of inflammation, and muscle relaxation are suppressed or prevented. c-GMP phosphodiesterase inhibitors are used in particular for the treatment of cardiovascular diseases and of potency disorders.

15

20

There are various molecular compound classes which are known for their c-GMP phosphodiesterase-inhibiting properties.

These are, on the one hand, quinazolines, which are described, for example, in J. Med. Chem. 36, pages 3765 ff (1993) and in J. Med. Chem. 37, page 7106 ff (1994).

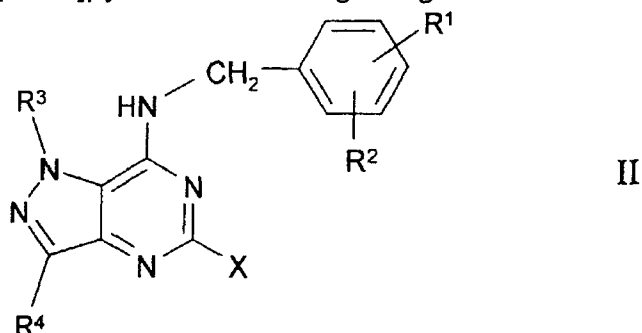
25

On the other hand, pyrazolopyrimidones which are described in WO 94/28902 are also suitable. The use of the class of substance for the treatment of impotence is also disclosed here.

30

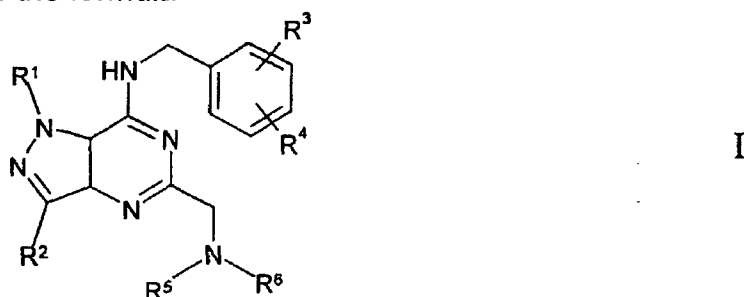
The use of thieno[2,3-d]pyrimidines for the treatment of cardiovascular conditions and impotence is disclosed in the German application having the reference 196 44 228.1.

- 5 Finally, in the German application having the reference 199 42 474.8 the use of pyrazolo[4,3-d]pyrimidines having the general formula



- is described. The substituents R^1 to R^4 here are a hydroxyl group, various alkyl, alkoxy or halogen groups or hydrogen. X is either a cycloalkyl group or cycloalkylene group having 5 to 12 C atoms, a phenyl or phenylmethyl group or a linear or branched alkylene group having 1 to 10 C atoms, in which one or two CH_2 groups can be replaced by $-CH=CH-$ groups, and where all groups defined above for the substituent X are monosubstituted by a $-COOH$, $C(O)O(C_1-C_6\text{-alkyl})$, $-C(O)NH_2$, $-C(O)NH(C_1-C_6\text{-alkyl})$, $-C(O)N(C_1-C_6\text{-alkyl})_2$ or $-CN$ group.

- It is the object of the present invention to make available novel compounds which are used as medicaments, where, in particular, use as a c-GMP phosphodiesterase inhibitor is desired. This object is achieved by a compound of the formula



where

- R^1 , R^2 are either identical or different and independently of one another are hydrogen or a $C_1-C_8\text{-alkyl}$ group,

R³, R⁴ are either identical or different and independently of one another are hydrogen, a hydroxyl group, a linear or branched C₁-C₈-alkyl group, a C₁-C₈-alkoxy group or halogen, or together with the C atoms to which they are bonded, form a 5- to 8-membered ring which besides carbon atoms can optionally contain one or more oxygen atoms,

R⁵, R⁶ can be identical or different and independently of one another are hydrogen, a linear or branched C₁-C₈-alkyl group which can be substituted by one or more hydroxyl, C₁-C₈-alkoxy, amine, mono(C₁-C₈-alkyl)amine, di(C₁-C₈-alkyl)amine, nitrilo, N-morpholino, phenyl, benzodioxole or pyridyl groups or a C₄-C₇ cycloalkyl group or together with the nitrogen atom to which they are bonded, form a saturated heterocyclic ring which optionally contains one or more further nitrogen and/or oxygen atoms and which is substituted by one or more C₁-C₈-alkyl, hydroxyl, C₁-C₈-alkoxy, C₁-C₈-alkylol, C₁-C₆-oligohydroxyalkyl, amino, mono(C₁-C₈-alkyl)amino, di(C₁-C₈-alkyl)amino, -SO₂R⁷ or -C(O)R⁷ groups,

R⁷ is a C₁-C₈-alkyl group, C₁-C₈-fluoroalkyl group, a phenyl group which is optionally substituted by alkyl, halogen or nitrile groups, or a benzodioxole group.

It has been found that the 5-aminoalkylpyrazolo[4,3-d]pyrimidines of the formula (I) and their physiologically tolerable salts have advantageous pharmacological properties.

In particular, the molecules of the general formula (I) show a specific inhibition of c-GMP phosphodiesterase. These compounds are therefore particularly suitable for the treatment of conditions of the cardiovascular system and the treatment and the therapy of potency disorders which occur in the form of erectile dysfunction.

The determination of the biological activity of the compounds (I) according to the invention is carried out, for example, according to the method which is described in WO 93/06104. In this method, the affinity of the compounds according to the invention for c-GMP and c-AMP phosphodiesterase is determined by the determination of the IC₅₀ values. The IC₅₀ value here is the concentration of the inhibitor which is needed to give a 50% inhibition of the enzyme activity. The phosphodiesterases used here can be isolated by

known methods, which are described, for example, by W.J. Thompson et al. in Biochem. 10, pages 311 ff (1971). The tests can be carried out, for example, by the modified batch method of W.J. Thompson and M.M. Appleman, described in Biochem. 18, pages 5228 ff (1979).

5

The efficacy of the compounds of the formula (I) according to the invention in the treatment and therapy of potency disorders was demonstrated by inhibition of the phenylephedrine-induced contractions in corpus cavernosum preparations of hares. In this method, the demonstration of the biological activity is advantageously carried out according to the method which is described by F. Holmquist et al. in J. Urol., 150, pages 1310 to 1350 (1993).

Advantageous results were obtained if compounds of the general formula (I) were used in which the radicals R^1 to R^5 have the meaning indicated below.

The radicals R^1 , R^2 are different and are selected from the group consisting of hydrogen and linear or branched (C_1 - C_4)-alkyl groups, R^1 in particular being a methyl or ethyl group and R^2 in particular being a propyl or butyl group.

The radicals R^3 and R^4 can be identical or different and are located in positions 3 and 4 of the phenyl ring; they are independently of one another hydrogen, a linear or branched (C_1 - C_6)-alkyl group, a linear or branched (C_1 - C_6)-alkoxy group or halogen, or together form a propylene, butylene, pentylene, ethylenoxy, methylenoxy or ethylenedioxy group.

The radicals R^5 and R^6 can be identical or different and independently of one another are hydrogen or a C_1 - C_6 -alkyl group which is unsubstituted or substituted by one or more hydroxyl, methoxy, ethoxy, nitrile, methylamine, ethylamine, dimethylamine, diethylamine, pyridyl, benzodioxole or N-morpholino groups, or a cyclopentyl or cyclohexyl group, or R^5 , R^6 form, with the nitrogen atom to which they are bonded, a piperidiny1 or piperazinyl ring which is optionally substituted by one or more hydroxyl, hydroxycarbonyl, C_1 - C_2 -alkylamine, $-SO_2-R^7$ or $-C(O)-R^7$ groups, where R^7 is a C_1 - C_3 -alkyl group, a C_1 - C_3 -fluoroalkyl group, a phenyl group substituted by one or more alkyl or nitrile groups or a benzodioxole group.

The compounds according to the invention are suitable for use as medicaments, it being possible to prepare both human and veterinary medicaments.

5

In these uses the compounds according to the invention are frequently employed in the form of their physiologically tolerable salts. Those suitable are generally metal salts, for example alkali metal and alkaline earth metal salts, and ammonium salts, for example of ammonia itself or of organic amines.

10

Another preferred form of salts in the case of the compounds according to the invention are acid addition salts. These can be prepared using the customary processes known to a person skilled in the art, for example by reaction of the compounds according to the invention with the respective acid in an inert solvent and subsequent isolation of the salt, for example by evaporation. Examples of acids which yield physiologically acceptable salts are, on the one hand, inorganic acids, such as sulphuric acid, nitric acid, hydrohalic acid, for example hydrochloric acid or hydrobromic acid, phosphoric acids, for example orthophosphoric acid, or sulfamic acid.

15

20

On the other hand, organic acids also form suitable salts. These are, for example, formic acid, acetic acid, propionic acid, pivalic acid, diethylacetic acid, malonic acid, succinic acid, pimelic acid, fumaric acid, maleic acid, lactic acid, tartaric acid, malic acid, citric acid, gluconic acid, ascorbic acid, nicotinic acid, isonicotinic acid, methane- and ethanesulfonic acid, ethanedisulfonic acid, 2-hydroxyethanesulfonic acid, benzenesulfonic acid, p-toluenesulfonic acid, naphthalenemono- and -disulfonic acids, and laurylsulphuric acid.

25

30

For use as medicaments, the compounds according to the invention or their physiologically acceptable salts are formulated to give suitable pharmaceutical preparations. In this process, they are brought into a suitable dose form with at least one suitable vehicle or one excipient, which can be solid, liquid or semi-liquid. Such pharmaceutical preparations are a further subject of the invention.

35

Suitable vehicles here are the customary organic and inorganic substances known to a person skilled in the art, which are selected according to the intended administration, i.e. enteral, parenteral or topical. General examples of substances of this type are water, vegetable oils, benzyl
5 alcohols, alkylene glycols, polyethylene glycols, glyceryl triacetate, gelatin, carbohydrates, for example lactose or starch, magnesium stearates, talc and petroleum jelly. In the selection of the abovementioned vehicles, care is to be taken here, of course, that these do not react with the substances according to the invention.

10

Examples of administration forms for oral administration, which is the preferred administration form according to the invention, are, in particular, tablets, pills, coated tablets, capsules, powders, granules, syrups, juices and drops.

15

In the case of rectal administration, use is made, in particular, of suppositories, and in the case of parenteral administration solutions are used, preferably oily or aqueous solutions, furthermore suspensions, emulsions and implants are also used.

20

Examples for topical application include ointments, creams and powders.

Another possibility consists in lyophilizing the compounds according to the invention. The lyophilizates can then be used, for example, for the
25 production of injection preparations.

25

The preparations of the substances according to the invention can be sterilized and/or can contain excipients such as lubricants, preservatives, stabilizers and wetting agents, emulsifiers, salts for influencing the osmotic
30 pressure, buffer substances, colourants and flavourings. Examples of such substances are vitamins.

30

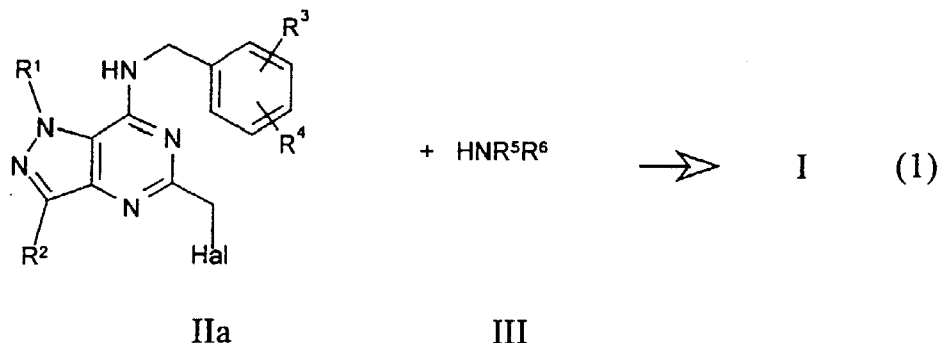
The dosage of the substances according to the invention is preferably amounts from 1 to 500 mg, in particular 5 to 100 mg, per dose unit. Daily
35 dose units in this case are from 0.02 to 10 mg/kg of body weight. It is true here, however, that the individual dose can vary greatly from patient to patient and also for each individual patient and depends on all sorts of factors. Such factors are, for example, the efficacy of the specific

35

compound employed, age, body weight, general state of health, sex, food taken during the administration period, time of administration and route of administration, excretion rate, pharmaceutical combination and the severity of the particular condition.

5

The compounds of the formula (I) according to the invention are prepared by reaction of the corresponding 5-halomethylpyrazolo[4,3-d]pyrimidine of the general formula (IIa) with the appropriate alkylamine of the formula (III), as is shown in the following equation (1).



10

In the formulae (IIa) and (III), the substituents R^1 to R^6 have the meaning indicated in connection with the formula (I). Hal is a halogen atom, preferably chlorine.

15

The reaction according to equation (1) is carried out at temperatures from -30 to 150°C, preferably 0 to 120°C. The reaction can in this case be carried out in substance, without use of a solvent, or using a suitable solvent. Those suitable are generally the customary solvents known to a person skilled in the art. Examples are hydrocarbons such as hexane, petroleum ether, benzene, toluene and xylene, chlorinated hydrocarbons such as trichloroethylene, 1,2-dichloroethane, carbon tetrachloride, chloroform and dichloromethane, alcohols such as methanol, ethanol, isopropanol, n-propanol, n-butanol or tert-butanol, ethers such as diethyl ether, diisopropyl ether, tetrahydrofuran and dioxane, glycol ethers such as ethylene glycol monomethyl and monomethyl ethers, ethylene glycol dimethyl ether, ketones such as acetone and butanone, amides such as acetamide, dimethylacetamide, N-methylpyrrolidone and dimethylformamide, nitriles such as acetonitrile, sulfoxides such as dimethyl sulfoxide, nitro compounds such as nitromethane and nitrobenzene, esters such as ethyl acetate, and also mixtures of the

30

abovementioned solvents. Dimethylformamide and/or N-methylpyrrolidone are/is preferably used as a solvent.

After the reaction is complete, the substance obtained is worked up in the customary manner, for example by extraction with an organic solvent after
5 treating with water, and the compound isolated in the customary manner for example by distilling off the solvent. Generally, the residue obtained is recrystallized for purification.

The 5-halomethylpyrazolo[4,3-d]pyrimidines of the general formula (IIa) can
10 be prepared from the corresponding 4-chloropyrazolo[4,3-d]pyrimidines by reaction with the appropriate, optionally substituted benzylamine. The description of an analogous reaction, in which the pyrimidine ring is substituted by a group X, as was defined in the formula (II) above, instead
15 of with a halomethyl function is given in the Applicant's German application with the reference 199 42 474.8. The reaction conditions disclosed there can be transferred to the substances of the present invention.

The 4-chloropyrazolopyrimidines can be obtained in a manner known from the literature, see, for example, Houben-Weyl, Methoden der organischen
20 Chemie, Georg Thieme Verlag, Stuttgart.

The invention is now illustrated in greater detail in the following examples. The temperatures here are indicated in °C, and the abbreviations have the meaning known to a person skilled in the art. All products were in this case
25 worked up after reaction was complete by adding water and the pH of the solution was adjusted to values between about 2 and 10, depending on the product obtained. Extraction was then carried out with ethyl acetate or dichloromethane, and the organic phase was separated off and dried. The solvent was then removed by distillation and the residue obtained was
30 purified by chromatography on silica gel and/or crystallization.

Example 1

A solution of 2 g of 7-(3-chloro-4-methoxybenzylamino)-5-chloromethyl-1-
35 methyl-3-propyl-1H-pyrazolo[4,3-d]pyrimidine in 10 ml of DMF is treated with 5 ml of 3-aminopropanol and stirred at room temperature for two hours. It is then diluted with water and extracted with ethyl acetate. The oily product obtained after customary work-up is dissolved in alcoholic HCl and

treated with ethyl acetate until turbidity. The precipitated crystals are filtered off with suction and recrystallized from isopropanol/ethyl acetate. 3.1 g of 7-(3-chloro-4-methoxybenzylamino)-5-(3-hydroxypropylaminomethyl)-1-methyl-3-propyl-1H-pyrazolo[4,3-d]pyrimidine are obtained in the form of its dihydrochloride.
M.p. = 207°.

Example 2

The reaction was carried out as described in Example 1, an equivalent amount of 4-piperidinol being used instead of 3-aminopropanol.

After treating with the respective acid, 7-(3-chloro-4-methoxybenzylamino)-5-(4-hydroxypiperidinomethyl)-1-methyl-3-propyl-1H-pyrazolo[4,3-d]pyrimidine was then obtained in the form of its dihydrochloride.
M.p. = 206°.

Example 3

The reaction was carried out as described in Example 1, an equivalent amount of 2-hydroxyethylamine being used instead of 3-aminopropanol.

After treating with the respective acid, 7-(3-chloro-4-methoxybenzylamino)-5-(2-hydroxyethylaminomethyl)-1-methyl-3-propyl-1H-pyrazolo[4,3-d]pyrimidine was then obtained in the form of its dihydrochloride.
M.p. = 201°.

Example 4

The reaction was carried out as described in Example 1, an equivalent amount of N-(2-hydroxyethyl)piperazine being used instead of 3-aminopropanol.

After treating with the respective acid, 7-(3-chloro-4-methoxybenzylamino)-5-(N-(2-hydroxyethyl)piperazinomethyl)-1-methyl-3-propyl-1H-pyrazolo[4,3-d]pyrimidine was then obtained in the form of its trihydrochloride.
M.p. = 176°.

Example 5

The reaction was carried out as described in Example 1, an equivalent amount of 3-methoxypropylamine being used instead of 3-aminopropanol.

5

After treating with the respective acid, 7-(3-chloro-4-methoxybenzylamino)-5-(3-methoxypropylaminomethyl)-1-methyl-3-propyl-1H-pyrazolo[4,3-d]pyrimidine was then obtained in the form of its trihydrochloride.

M.p. = 211°.

10

Example 6

The reaction was carried out as described in Example 1, an equivalent amount of N,N-dimethylenediamine being used instead of 3-aminopropanol.

15

After treating with the respective acid, 7-(3-chloro-4-methoxybenzylamino)-5-(N,N-dimethylaminoethylaminomethyl)-1-methyl-3-propyl-1H-pyrazolo[4,3-d]pyrimidine was then obtained in the form of its trihydrochloride.

20

M.p. = 223°.

The following were obtained analogously:

25 (3-chloro-4-methoxybenzyl)(1-methyl-3-propyl-5-[(pyridin-3-ylmethyl)-amino]methyl)-1H-pyrazolo[4,3-d]pyrimidin-7-yl)amine 5-[[7-(3-chloro-4-methoxybenzylamino)-1-methyl-3-propyl-1H-pyrazolo[4,3-d]pyrimidin-5-ylmethyl]amino}pentan-1-ol 3-{4-[7-(3-chloro-4-methoxybenzylamino)-1-methyl-3-propyl-1H-pyrazolo[4,3-d]pyrimidin-5-ylmethyl]piperazin-1-yl}propane-1,2-diol (3-chloro-4-methoxybenzyl)-[4-(4-dimethylamino-piperidin-1-ylmethyl)-1-methyl-3-propyl-1H-pyrazolo[4,3-d]pyrimidin-7-yl]amine 2-[[7-(3-chloro-4-methoxybenzylamino)-1-methyl-3-propyl-1H-pyrazolo[4,3-d]pyrimidin-5-ylmethyl]ethylamino}ethanol (3-chloro-4-methoxybenzyl)-{1-methyl-5-[(2-morpholin-4-ylethylamino)methyl]-3-propyl-1H-pyrazolo[4,3-d]pyrimidin-7-yl]amine (2S,3S,4S,5R)-6-[[7-(3-chloro-4-methoxybenzylamino)-1-methyl-3-propyl-1H-pyrazolo[4,3-d]pyrimidin-5-ylmethyl]methylamino}hexane-1,2,3,4,5-pentaol.

35

The following examples relate to pharmaceutical preparations:

Example A: Injection vials

5 A solution of 100 g of an active compound of the formula (I) and 5 g of disodium hydrogenphosphate is adjusted to pH 6.5 in 3 l of double-distilled water using 2 N hydrochloric acid, dispensed into injection vials, lyophilized under sterile conditions and aseptically sealed. Each injection vial contains 5 mg of active compound.

10 **Example B: Suppositories**

A mixture of 20 g of an active compound of the formula (I) is fused with 100 g of soya lecithin and 1 400 g of cocoa butter, poured into moulds and allowed to cool. Each suppository contains 20 mg of active compound.

15

Example C: Solution

20 A solution is prepared from 1 g of an active compound of the formula (I), 9.38 g of $\text{NaH}_2\text{PO}_4 \cdot 2\text{H}_2\text{O}$, 28.48 g of $\text{Na}_2\text{HPO}_4 \cdot 12\text{H}_2\text{O}$ and 0.1 g of benzalkonium chloride in 940 ml of double-distilled water. The solution is adjusted to pH 6.8, made up to 1 l and sterilized by irradiation. This solution can be used in the form of eye drops.

Example D: Ointment

25

500 g of an active compound of the formula (I) are mixed with 99.5 g of petroleum jelly under aseptic conditions.

Example E: Tablets

A mixture of 1 kg of active compound of the formula (I), 4 kg of lactose, 1.2 kg of potato starch, 0.2 kg of talc and 0.1 kg of magnesium stearate is compressed in a customary manner to give tablets such that each tablet contains 10 mg of active compound.

Example F: Coated tablets

Analogously to Example E, tablets are pressed and are then coated in a customary manner with a coating of sucrose, potato starch, talc, tragacanth and colourant.

Example G: Capsules

2 kg of active compound of the formula (I) are filled into hard gelatin capsules in a customary manner such that each capsule contains 20 mg of the active compound.

Example H: Ampoules

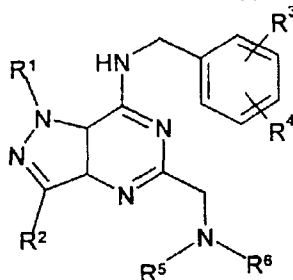
A solution of 1 kg of active compound of the formula (I) in 60 l of double-distilled water is sterile filtered, dispensed into ampoules, lyophilized under sterile conditions and aseptically sealed. Each ampoule contains 10 mg of active compound.

Example I: Inhalation spray

14 g of active compound of the formula (I) are dissolved in 10 ml of isotonic NaCl solution and the solution is filled into commercially available spray containers having a pump mechanism. The solution can be sprayed into the mouth or nose. One puff of spray (approximately 0.1 ml) corresponds to a dose of approximately 0.14 mg.

Patent Claims

1. Compound of the formula (I)



5 in which

R^1 , R^2 are either identical or different and independently of one another are hydrogen or a C_1 - C_8 -alkyl group,

10 R^3 , R^4 are either identical or different and independently of one another are hydrogen, a hydroxyl group, a linear or branched C_1 - C_8 -alkyl group, a C_1 - C_8 -alkoxy group or halogen, or together with the C atoms to which they are bonded, form a 5- to 8-membered ring which besides carbon atoms can optionally contain one or more
15 oxygen atoms,

R^5 , R^6 can be identical or different and independently of one another are hydrogen, a linear or branched C_1 - C_8 -alkyl group which can be substituted by one or more hydroxyl, C_1 - C_8 -alkoxy, amine,
20 mono(C_1 - C_8 -alkyl)amine, di(C_1 - C_8 -alkyl)amine, nitrilo, N-morpholino, phenyl, benzodioxole or pyridyl groups, or a C_4 - C_7 -cycloalkyl group, or together with the nitrogen atom to which they are bonded, form a saturated heterocyclic ring which optionally contains one or more
25 further nitrogen and/or oxygen atoms and which is substituted by one or more C_1 - C_8 -alkyl, hydroxyl, C_1 - C_8 -alkoxy, C_1 - C_8 -alkylol, C_1 - C_6 -oligohydroxyalkyl, amino, mono(C_1 - C_8 -alkyl)amino, di(C_1 - C_8 -alkyl)amino, $-SO_2R^7$ or $-C(O)R^7$ groups,

30 R^7 is a C_1 - C_8 -alkyl group, C_1 - C_8 -fluoroalkyl group, a phenyl group which is optionally substituted by alkyl, halogen or nitrile groups or a benzodioxole group.

2. Compound according to Claim 1, characterized in that
R¹, R² are different and are selected from the group consisting of
hydrogen and linear or branched (C₁-C₄)alkyl groups, R¹ in particular
being a methyl or ethyl group and R² in particular being a propyl or
butyl group.

R³ and R⁴ are identical or different and are located in positions 3 and
4 of the phenyl ring; they are independently of one another
hydrogen, a linear or branched (C₁-C₆)alkyl group, a linear or
branched (C₁-C₆)alkoxy group or halogen, or together form a
propylene, butylene, pentylene, ethylenoxy, methylenoxy or
ethylenedioxy group.

R⁵ and R⁶ are identical or different and independently of one another
are hydrogen or a C₁-C₆-alkyl group which is unsubstituted or
substituted by one or more hydroxyl, methoxy, ethoxy, nitrile,
methylamine, ethylamine, dimethylamine, diethylamine, pyridyl,
benzodioxole or N-morpholino groups, or a cyclopentyl or cyclohexyl
group, or R⁵, R⁶ form, together with the nitrogen atom to which they
are bonded, a piperidinyll or piperazinyl ring which is optionally
substituted by one or more hydroxyl, hydroxycarbonyl, C₁-C₂-
alkylamine, -SO₂-R⁷ or -C(O)-R⁷ groups, where R⁷ is a C₁-C₃-alkyl
group, a C₁-C₃-fluoroalkyl group, a phenyl group substituted by one
or more alkyl or nitrile groups or a benzodioxole group.

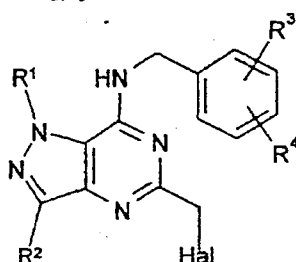
- 25
3. 7-(3-Chloro-4-methoxybenzylamino)-5-(3-hydroxypropylaminomethyl)-
1-methyl-3-propyl-1H-pyrazolo[4,3-d]pyrimidine, 7-(3-chloro-4-
methoxybenzylamino)-5-(4-hydroxypiperidinomethyl)-1-methyl-3-
propyl-1H-pyrazolo[4,3-d]pyrimidine, 7-(3-chloro-4-methoxybenzyl-
amino)-5-(2-hydroxyethylaminomethyl)-1-methyl-3-propyl-1H-
pyrazolo[4,3-d]pyrimidine, 7-(3-chloro-4-methoxybenzylamino)-5-(N-(2-
hydroxyethyl)piperazinomethyl)-1-methyl-3-propyl-1H-pyrazolo-
[4,3-d]pyrimidine, 7-(3-chloro-4-methoxybenzylamino)-5-(3-methoxy-
propylaminomethyl)-1-methyl-3-propyl-1H-pyrazolo[4,3-d]pyrimidine,
7-(3-chloro-4-methoxybenzylamino)-5-(N,N-dimethylaminoethyl-
aminomethyl)-1-methyl-3-propyl-1H-pyrazolo[4,3-d]pyrimidine,
(3-chloro-4-methoxybenzyl)(1-methyl-3-propyl-5-[[pyridin-3-ylmethyl]-
amino]methyl)-1H-pyrazolo[4,3-d]pyrimidin-7-yl)amine, 5-[[7-(3-chloro-

- 4-methoxybenzylamino)-1-methyl-3-propyl-1H-pyrazolo[4,3-d]-
pyrimidin-5-ylmethyl]amino}pentan-1-ol, 3-{4-[7-(3-chloro-4-methoxy-
benzylamino)-1-methyl-3-propyl-1H-pyrazolo[4,3-d]pyrimidin-5-
ylmethyl]piperazin-1-yl]propane-1,2-diol, (3-chloro-4-methoxybenzyl)[5-
5 (4-dimethylaminopiperidin-1-ylmethyl)-1-methyl-3-propyl-1H-
pyrazolo[4,3-d]pyrimidin-7-yl]amine, 2-[[7-(3-chloro-4-methoxybenzyl-
amino)-1-methyl-3-propyl-1H-pyrazolo[4,3-d]pyrimidin-5-ylmethyl]ethyl-
amino}ethanol, (3-chloro-4-methoxybenzyl){1-methyl-5-[(2-morpholin-
4-ylethylamino)methyl]-3-propyl-1H-pyrazolo[4,3-d]pyrimidin-7-
10 yl]amine, (2S,3S,4S,5R)-6-[[7-(3-chloro-4-methoxybenzylamino)-1-
methyl-3-propyl-1H-pyrazolo[4,3-d]pyrimidin-5-ylmethyl]-
methylanino}hexane-1,2,3,4,5-pentaol
or one of their physiologically acceptable salts.
- 15 4. Medicament comprising a compound according to one of Claims 1 to
3 or one of its physiologically acceptable salts.
5. Medicament comprising a compound from the group consisting of 7-(3-
chloro-4-methoxybenzylamino)-5-(3-hydroxypropylaminomethyl)-1-
20 methyl-3-propyl-1H-pyrazolo[4,3-d]pyrimidine, 7-(3-chloro-4-methoxy-
benzylamino)-5-(4-hydroxypiperidinomethyl)-1-methyl-3-propyl-1H-
pyrazolo[4,3-d]pyrimidine, 7-(3-chloro-4-methoxybenzylamino)-5-(2-
hydroxyethylaminomethyl)-1-methyl-3-propyl-1H-pyrazolo[4,3-d]-
pyrimidine, 7-(3-chloro-4-methoxybenzylamino)-5-(N-(2-hydroxy-
25 ethyl)piperazinomethyl)-1-methyl-3-propyl-1H-pyrazolo[4,3-d]-
pyrimidine, 7-(3-chloro-4-methoxybenzylamino)-5-(3-methoxypropyl-
aminomethyl)-1-methyl-3-propyl-1H-pyrazolo[4,3-d]pyrimidine, 7-(3-
chloro-4-methoxybenzylamino)-5-(N,N-dimethylaminoethylamino-
methyl)-1-methyl-3-propyl-1H-pyrazolo[4,3-d]pyrimidine, (3-chloro-4-
30 methoxybenzyl)(1-methyl-3-propyl-5-[[pyridin-3-ylmethyl]amino]-
methyl)-1H-pyrazolo[4,3-d]pyrimidin-7-yl]amine, 5-[[7-(3-chloro-4-
methoxybenzylamino)-1-methyl-3-propyl-1H-pyrazolo[4,3-d]pyrimidin-
5-ylmethyl]amino}pentan-1-ol, 3-{4-[7-(3-chloro-4-methoxybenzyl-
amino)-1-methyl-3-propyl-1H-pyrazolo[4,3-d]pyrimidin-5-ylmethyl]-
35 piperazin-1-yl]propane-1,2-diol, (3-chloro-4-methoxybenzyl)[5-(4-
dimethylaminopiperidin-1-ylmethyl)-1-methyl-3-propyl-1H-pyrazolo-
[4,3-d]pyrimidin-7-yl]amine, 2-[[7-(3-chloro-4-methoxybenzylamino)-1-
methyl-3-propyl-1H-pyrazolo[4,3-d]pyrimidin-5-ylmethyl]ethyl-

- amino}ethanol, (3-chloro-4-methoxybenzyl){1-methyl-5-[(2-morpholin-4-ylethylamino)methyl]-3-propyl-1H-pyrazolo[4,3-d]pyrimidin-7-yl}-amine, (2S,3S,4S,5R)-6-[[7-(3-chloro-4-methoxybenzylamino)-1-methyl-3-propyl-1H-pyrazolo[4,3-d]pyrimidin-5-ylmethyl]methyl-amino}hexane-1,2,3,4,5-pentaol
5 or one of their physiologically acceptable salts.
6. Use of a compound according to one of Claims 1 to 3 or one of its physiologically acceptable salts for the manufacture of a medicament for c-GMP phosphodiesterase inhibition.
10
7. Use of a compound according to one of Claims 1 to 3 or of one of its physiologically acceptable salts for the manufacture of a medicament for cardiovascular diseases.
15
8. Use of a compound according to one of Claims 1 to 3 or one of its physiologically acceptable salts for the manufacture of a medicament for potency disorders.
- 20 9. Use according to one of Claims 6 to 8, characterized in that a compound is used which is selected from the group consisting of 7-(3-Chloro-4-methoxybenzylamino)-5-(3-hydroxypropylaminomethyl)-1-methyl-3-propyl-1H-pyrazolo[4,3-d]pyrimidine, 7-(3-chloro-4-methoxybenzylamino)-5-(4-hydroxypiperidinomethyl)-1-methyl-3-propyl-1H-pyrazolo[4,3-d]pyrimidine, 7-(3-chloro-4-methoxybenzylamino)-5-(2-hydroxyethylaminomethyl)-1-methyl-3-propyl-1H-pyrazolo[4,3-d]pyrimidine, 7-(3-chloro-4-methoxybenzylamino)-5-(N-(2-hydroxyethyl)piperazinomethyl)-1-methyl-3-propyl-1H-pyrazolo[4,3-d]pyrimidine, 7-(3-chloro-4-methoxybenzylamino)-5-(3-methoxypropylaminomethyl)-1-methyl-3-propyl-1H-pyrazolo[4,3-d]pyrimidine, 7-(3-chloro-4-methoxybenzylamino)-5-(N,N-dimethyl-aminoethylaminomethyl)-1-methyl-3-propyl-1H-pyrazolo[4,3-d]-pyrimidine, (3-chloro-4-methoxybenzyl)(1-methyl-3-propyl-5-
25 {[(pyridin-3-ylmethyl)amino]methyl}-1H-pyrazolo[4,3-d]pyrimidin-7-yl)amine, 5-[[7-(3-chloro-4-methoxybenzylamino)-1-methyl-3-propyl-1H-pyrazolo[4,3-d]pyrimidin-5-ylmethyl]amino]pentan-1-ol, 3-{4-[7-(3-chloro-4-methoxybenzylamino)-1-methyl-3-propyl-1H-pyrazolo-
30 [4,3-d]pyrimidin-5-ylmethyl]piperazin-1-yl]propane-1,2-diol, (3-chloro-

4-methoxybenzyl)[5-(4-dimethylaminopiperidin-1-ylmethyl)-1-methyl-3-propyl-1H-pyrazolo[4,3-d]pyrimidin-7-yl]amine, 2-[[7-(3-chloro-4-methoxybenzylamino)-1-methyl-3-propyl-1H-pyrazolo[4,3-d]-pyrimidin-5-ylmethyl]ethylamino]ethanol, (3-chloro-4-methoxybenzyl){1-methyl-5-[(2-morpholin-4-ylethylamino)methyl]-3-propyl-1H-pyrazolo[4,3-d]pyrimidin-7-yl]amine, (2S,3S,4S,5R)-6-[[7-(3-chloro-4-methoxybenzylamino)-1-methyl-3-propyl-1H-pyrazolo[4,3-d]pyrimidin-5-ylmethyl]methylamino]hexane-1,2,3,4,5-pentaol or one of their physiologically acceptable salts.

10. Process for the preparation of a compound according to one of Claims 1 to 3, characterized in that a 5-halomethyl-pyrazolo[4,3-d]pyrimidine of the general formula (IIa)



IIa

in which the substituents R^1 to R^4 have the meaning indicated in Claim 1, is reacted with an alkylamine of the general formula (III)



III

in which the substituents R^5 and R^6 have the meaning indicated in Claim 1, and the substance obtained is optionally purified.

11. Process for the production of a medicament, characterized in that a compound according to one of Claims 1 to 3 or one of its physiologically acceptable salts is brought into a suitable dose form with at least one suitable excipient or vehicle.

12. A substance or composition for use in a method of treatment for c-GMP phosphodiesterase inhibition, said substance or composition comprising a compound according to one of Claims 1 to 3 or one of its physiologically acceptable salts, and said method comprising administering said substance or composition.

- 5 13. A substance or composition for use in a method of treatment of cardiovascular diseases, said substance or composition comprising a compound according to one of Claims 1 to 3 or of one of its physiologically acceptable salts, and said method comprising administering said substance or composition.
- 10 14. A substance or composition for use in a method of treatment of potency disorders, said substance or composition comprising a compound according to one of Claims 1 to 3 or one of its physiologically acceptable salts, and said method comprising administering said substance or composition.
- 15 15. A substance or composition for use in a method of treatment according to one of Claims 12 to 15, characterized in that a compound is used which is selected from the group as listed in claim 9.
- 20 16. A compound according to any one of claims 1 to 3, substantially as herein described and illustrated.
17. A medicament according to claim 4 or claim 5, substantially as herein described and illustrated.
- 25 18. Use according to any one of claims 6 to 9, substantially as herein described and illustrated.
19. A process according to claim 10, substantially as herein described and illustrated.
- 30 20. A process according to claim 11, substantially as herein described and illustrated.
- 35 21. A substance or composition for use in a method of treatment according to any one of claims 12 to 15, substantially as herein described and illustrated.
22. A new compound, a new medicament, a new use of a compound

as claimed in any one of claims 1 to 3, a new process for the production of a compound, a new process for the production of a medicament, or a substance or composition for a new use in a method of treatment, substantially as herein described.

5