

(19) World Intellectual Property
Organization
International Bureau



(43) International Publication Date
4 August 2005 (04.08.2005)

PCT

(10) International Publication Number
WO 2005/071776 A1

(51) International Patent Classification⁷: **H01M 4/58**,
4/36, 4/48, 4/52, 4/34, 4/32, 6/18, 6/16

European (AT, BE, BG, CH, CY, CZ, DE, DK, EE, ES, FI, FR, GB, GR, HU, IE, IS, IT, LT, LU, MC, NL, PL, PT, RO, SE, SI, SK, TR), OAPI (BF, BJ, CF, CG, CI, CM, GA, GN, GQ, GW, ML, MR, NE, SN, TD, TG).

(21) International Application Number:
PCT/US2005/002070

(22) International Filing Date: 18 January 2005 (18.01.2005)

(25) Filing Language: English

(26) Publication Language: English

(30) Priority Data:
10/763,890 22 January 2004 (22.01.2004) US

(71) Applicant (for all designated States except US): **VALENCE TECHNOLOGY, INC.** [US/US]; 301 Conestoga Way, Henderson, NV 89015 (US).

(72) Inventors; and

(75) Inventors/Applicants (for US only): **ADAMSON, George** [US/US]; 2044 Bobtail Circle, Hendedrson, NV 89012 (US). **BARKER, Jeremy** [GB/GB]; 10 Home Farm Close, Shipton-Under-Wychwood, Oxfordshire, OX76EH (GB). **SAIDI, Yazid, M.** [US/US]; 16 Daisy Meadow Terrace, Henderson, NV 89174 (US).

(74) Agents: **ROSS, Michael, D.** et al.; Valence Technology, Inc., 301 Conestoga Way, Henderson, NV 89015 (US).

(81) Designated States (unless otherwise indicated, for every kind of national protection available): AE, AG, AL, AM, AT, AU, AZ, BA, BB, BG, BR, BW, BY, BZ, CA, CH, CN, CO, CR, CU, CZ, DE, DK, DM, DZ, EC, EE, EG, ES, FI, GB, GD, GE, GH, GM, HR, HU, ID, IL, IN, IS, JP, KE, KG, KP, KR, KZ, LC, LK, LR, LS, LT, LU, LV, MA, MD, MG, MK, MN, MW, MX, MZ, NA, NI, NO, NZ, OM, PG, PH, PL, PT, RO, RU, SC, SD, SE, SG, SK, SL, SY, TJ, TM, TN, TR, TT, TZ, UA, UG, US, UZ, VC, VN, YU, ZA, ZM, ZW.

(84) Designated States (unless otherwise indicated, for every kind of regional protection available): ARIPO (BW, GH, GM, KE, LS, MW, MZ, NA, SD, SL, SZ, TZ, UG, ZM, ZW), Eurasian (AM, AZ, BY, KG, KZ, MD, RU, TJ, TM),

Declarations under Rule 4.17:

— as to applicant's entitlement to apply for and be granted a patent (Rule 4.17(ii)) for the following designations AE, AG, AL, AM, AT, AU, AZ, BA, BB, BG, BR, BW, BY, BZ, CA, CH, CN, CO, CR, CU, CZ, DE, DK, DM, DZ, EC, EE, EG, ES, FI, GB, GD, GE, GH, GM, HR, HU, ID, IL, IN, IS, JP, KE, KG, KP, KR, KZ, LC, LK, LR, LS, LT, LU, LV, MA, MD, MG, MK, MN, MW, MX, MZ, NA, NI, NO, NZ, OM, PG, PH, PL, PT, RO, RU, SC, SD, SE, SG, SK, SL, SM, SY, TJ, TM, TN, TR, TT, TZ, UA, UG, UZ, VC, VN, YU, ZA, ZM, ZW, ARIPO patent (BW, GH, GM, KE, LS, MW, MZ, NA, SD, SL, SZ, TZ, UG, ZM, ZW), Eurasian patent (AM, AZ, BY, KG, KZ, MD, RU, TJ, TM), European patent (AT, BE, BG, CH, CY, CZ, DE, DK, EE, ES, FI, FR, GB, GR, HU, IE, IS, IT, LT, LU, MC, NL, PL, PT, RO, SE, SI, SK, TR), OAPI patent (BF, BJ, CF, CG, CI, CM, GA, GN, GQ, GW, ML, MR, NE, SN, TD, TG)

— as to the applicant's entitlement to claim the priority of the earlier application (Rule 4.17(iii)) for the following designations AE, AG, AL, AM, AT, AU, AZ, BA, BB, BG, BR, BW, BY, BZ, CA, CH, CN, CO, CR, CU, CZ, DE, DK, DM, DZ, EC, EE, EG, ES, FI, GB, GD, GE, GH, GM, HR, HU, ID, IL, IN, IS, JP, KE, KG, KP, KR, KZ, LC, LK, LR, LS, LT, LU, LV, MA, MD, MG, MK, MN, MW, MX, MZ, NA, NI, NO, NZ, OM, PG, PH, PL, PT, RO, RU, SC, SD, SE, SG, SK, SL, SM, SY, TJ, TM, TN, TR, TT, TZ, UA, UG, UZ, VC, VN, YU, ZA, ZM, ZW, ARIPO patent (BW, GH, GM, KE, LS, MW, MZ, NA, SD, SL, SZ, TZ, UG, ZM, ZW), Eurasian patent (AM, AZ, BY, KG, KZ, MD, RU, TJ, TM), European patent (AT, BE, BG, CH, CY, CZ, DE, DK, EE, ES, FI, FR, GB, GR, HU, IE, IS, IT, LT, LU, MC, NL, PL, PT, RO, SE, SI, SK, TR), OAPI patent (BF, BJ, CF, CG, CI, CM, GA, GN, GQ, GW, ML, MR, NE, SN, TD, TG)

Published:

— with international search report
— before the expiration of the time limit for amending the claims and to be republished in the event of receipt of amendments

For two-letter codes and other abbreviations, refer to the "Guidance Notes on Codes and Abbreviations" appearing at the beginning of each regular issue of the PCT Gazette.

(54) Title: SECONDARY BATTERY ELECTRODE ACTIVE MATERIALS AND METHODS FOR MAKING THE SAME

(57) Abstract: The invention provides an electrochemical cell which includes a first electrode and a second electrode which is a counter electrode to said first electrode, and an electrolyte material interposed there between. The first electrode comprises an electrode active material represented by the general nominal formula $A_a[M_m,MI_n,MII_o](XY_4)_dZ_e$, wherein at least one of M, MI and MII is a redox active element, $0 < m,n,o \leq 5$, and $1/2[V(MI) + V(MII)] = V(M)$, wherein V(M) is the valence state of M, V(MI) is the valence state of MI, and V(MII) is the valence state of MII.

WO 2005/071776 A1

Attorney Docket No. VT-2406/PCT

Express Mail No. ER509409808US

SECONDARY BATTERY ELECTRODE ACTIVE MATERIALS AND METHODS FOR MAKING THE SAME

5

FIELD OF THE INVENTION

This invention relates to improved materials usable as electrode active materials, methods for making such improved materials, and electrochemical cells
10 employing such improved materials.

BACKGROUND OF THE INVENTION

A battery consists of one or more electrochemical cells, wherein each cell typically includes a positive electrode, a negative electrode, and an electrolyte or other
15 material for facilitating movement of ionic charge carriers between the negative electrode and positive electrode. As the cell is charged, cations migrate from the positive electrode to the electrolyte and, concurrently, from the electrolyte to the negative electrode. During discharge, cations migrate from the negative electrode to the electrolyte and, concurrently, from the electrolyte to the positive electrode.

20 Such batteries generally include an electrochemically active material having a crystal lattice structure or framework from which ions can be extracted and subsequently reinserted, and/or permit ions to be inserted or intercalated and subsequently extracted.

Recently, three-dimensionally structured compounds comprising polyanions
25 (e.g., $(\text{SO}_4)^{n-}$, $(\text{PO}_4)^{n-}$, $(\text{AsO}_4)^{n-}$, and the like), have been devised as viable alternatives to oxide-based electrode materials such as LiM_xO_y . Examples of such polyanion-

based materials include the ordered olivine LiMPO_4 compounds, wherein $\text{M} = \text{Mn}, \text{Fe}, \text{Co}$ or the like. Other examples of such polyanion-based materials include the NASICON $\text{Li}_3\text{M}_2(\text{PO}_4)_3$ compounds, wherein $\text{M} = \text{Mn}, \text{Fe}, \text{Co}$ or the like. Although these classes of lithiated polyanion-based compounds have exhibited some promise
5 as electrode components, many such polyanion-based materials are not economical to produce, afford insufficient voltage, have insufficient charge capacity, exhibit low ionic and/or electrical conductivity, or lose their ability to be recharged over multiple cycles. Therefore, there is a current need for an electrode active material that exhibits greater charge capacity, is economical to produce, affords sufficient voltage, exhibits
10 greater ionic and electrical conductivity, and retains capacity over multiple cycles.

SUMMARY OF THE INVENTION

The present invention is directed to a novel alkali metal-containing electrode active material. The novel active material of the present invention is represented by the nominal general formula:



wherein:

- (i) A is selected from the group consisting of elements from Group I of the Periodic Table, and mixtures thereof, and $0 < a \leq 9$;
- (ii) at least one of M, MI and MII is a redox active element, $0 < m,n,o \leq 4$, and $\frac{1}{2}[V(MI) + V(MII)] = V(M)$, wherein $V(M)$ is the valence state of M, $V(MI)$ is the valence state of MI, and $V(MII)$ is the valence state of MII;
- (iii) XY_4 is selected from the group consisting of $X'[O_{4-x},Y'_x]$, $X''[O_{4-y},Y'_{2y}]$, $X'''S_4$, $[X_z''',X'_{1-z}]O_4$, and mixtures thereof, wherein:
 - (a) X' and X''' are each independently selected from the group consisting of P, As, Sb, Si, Ge, V, S, and mixtures thereof;
 - (b) X'' is selected from the group consisting of P, As, Sb, Si, Ge, V, and mixtures thereof;
 - (c) Y' is selected from the group consisting of a halogen, S, N, and mixtures thereof; and
 - (d) $0 \leq x \leq 3$, $0 \leq y \leq 2$, $0 \leq z \leq 1$, and $1 \leq d \leq 3$; and
- (iv) Z is selected from the group consisting of a hydroxyl (OH), a halogen, and mixtures thereof, and $0 \leq e \leq 4$;

wherein A, M, MI, MII X, Y, Z, a, m, n, o, d, and e are selected so as to maintain electroneutrality of the material.

This invention also provides electrodes which utilize an electrode active material of this invention. Also provided are batteries having a first electrode that includes the electrode active material of this invention; a second counter-electrode having a compatible active material; and an electrolyte interposed there between. In a preferred embodiment, the novel electrode active material of this invention is used as a positive electrode (cathode) active material, reversibly cycling alkali metal ions with a compatible negative electrode (anode) active material.

DESCRIPTION OF THE INVENTION

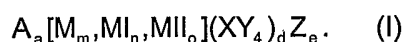
It has been found that the novel electrode materials, electrodes, and batteries of this invention afford benefits over such materials and devices among those known in the art. Such benefits include one or more of increased capacity, enhanced cycling capability, enhanced reversibility, enhanced ionic conductivity, enhanced electrical conductivity, and reduced costs. Specific benefits and embodiments of the present invention are apparent from the detailed description set forth herein below. It should be understood, however, that the detailed description and specific examples, while indicating embodiments among those preferred, are intended for purposes of illustration only and are not intended to limit the scope of the invention.

The present invention provides electrode active materials for use in an electricity-producing electrochemical cell. Each electrochemical cell includes a positive electrode, a negative electrode, and an electrolyte in ion-transfer communication with both the positive and the negative electrode, for transferring ionic charge carriers there between. A "battery" refers to a device having one or more electricity-producing electrochemical cells. Two or more electrochemical cells may be combined, or "stacked," so as to create a multi-cell battery.

The electrode active materials of this invention may be used in the negative electrode, the positive electrode, or both. Preferably, the active materials of this invention are used in the positive electrode. As used herein, the terms "negative electrode" and "positive electrode" refer to the electrodes at which oxidation and reduction occur, respectively, during battery discharge; during charging of the battery, the sites of oxidation and reduction are reversed.

Electrode Active Materials:

The present invention is directed to a novel alkali metal-containing electrode active material. The novel active material of the present invention is represented by the nominal general formula (I):



The term "nominal general formula" refers to the fact that the relative proportion of atomic species may vary slightly, on the order of 2 percent to 5 percent, or more typically, 1 percent to 3 percent. The composition of A, M, MI, MII, XY_4 and Z of general formulas (I) through (V) herein, as well as the stoichiometric values of the elements of the active material, are selected so as to maintain electroneutrality of the electrode active material. The stoichiometric values of one or more elements of the composition may take on non-integer values.

For all embodiment herein, moiety A is selected from the group consisting of elements from Group I of the Periodic Table, and mixtures thereof. As referred to herein, "Group" refers to the Group numbers (i.e., columns) of the Periodic Table as defined in the current IUPAC Periodic Table. See, e.g., U.S. Patent 6,136,472, Barker et al., issued October 24, 2000, incorporated by reference herein. In one embodiment, A is selected from the group consisting of Li (Lithium), Na (Sodium), K

(Potassium), and mixtures thereof. A may be a mixture of Li with Na, a mixture of Li with K, or a mixture of Li, Na and K. In another embodiment, A is Na, or a mixture of Na with K. In one preferred embodiment, A is Li.

As used herein, the recitation of a genus of elements, materials or other components, from which an individual component or mixture of components can be selected, is intended to include all possible sub-generic combinations of the listed components, and mixtures thereof. In addition, the words "preferred" and "preferably" refer to embodiments of the invention that afford certain benefits, under certain circumstances. However, other embodiments may also be preferred, under the same or other circumstances. Furthermore, the recitation of one or more preferred embodiments does not imply that other embodiments are not useful, and is not intended to exclude other embodiments from the scope of the invention.

Removal of an amount of alkali metal (A) from the electrode active material is accompanied by a change in oxidation state of at least one of the "redox active" elements in the active material, as defined herein below. The amount of redox active material available for oxidation/reduction in the active material determines the amount of alkali metal (A) that may be removed. Such concepts are, in general application, well known in the art, e.g., as disclosed in U.S. Patent 4,477,541, Fraioli, issued October 16, 1984; and U.S. Patent 6,136,472, Barker, et al., issued October 24, 2000, both of which are incorporated by reference herein.

A sufficient quantity of alkali metal (A) should be present so as to allow all of the "redox active" elements of M, MI and MII (as defined herein below) to undergo oxidation/reduction. In one embodiment, $0 < a \leq 9$. In another embodiment, $0 < a \leq 3$. In yet another embodiment, $0 < a \leq 1$. Unless otherwise specified, a variable described herein algebraically as equal to ("="), less than or equal to (" \leq "), or greater

than or equal to ("≥") a number is intended to subsume values or ranges of values about equal or functionally equivalent to the stated number.

In general, the amount (a) of alkali metal (A) in the active material varies during charge/discharge. Where the active materials of the present invention are synthesized for use in preparing an electrochemical cell in a discharged state, such active materials are characterized by a relatively high value of "a", with a correspondingly low oxidation state of the redox active components of the active material. As the electrochemical cell is charged from its initial uncharged state, an amount (a') of alkali metal (A) is removed from the active material as described above.

10 The resulting structure, containing less alkali metal (i.e., a-a') than in the as-prepared state, and at least one of the redox active components having a higher oxidation state than in the as-prepared state, essentially maintains the original value of c. The active materials of this invention include such materials in their nascent state (i.e., as manufactured prior to inclusion in an electrode) and materials formed during operation

15 of the battery (i.e., by insertion or removal of alkali metal (A)).

For all embodiments described herein, at least one of M, MI and MII is a redox active element, and $\frac{1}{2}[V(MI) + V(MII)] = V(M)$, wherein V(M) is the valence state of M, V(MI) is the valence state of MI, and V(MII) is the valence state of MII. As used herein, the term "redox active element" includes those elements characterized as

20 being capable of undergoing oxidation/reduction to another oxidation state when the electrochemical cell is operating under normal operating conditions. As used herein, the term "normal operating conditions" refers to the intended voltage at which the cell is charged, which, in turn, depends on the materials used to construct the cell. In the embodiment described by general formula (I), $0 < m, n, o \leq 4$.

25 Redox active elements useful herein with respect to M, MI and MII include, without limitation, elements from Groups 4 through 11 of the Periodic Table, as well as

select non-transition metals, including, without limitation, Ti (Titanium), V (Vanadium), Cr (Chromium), Mn (Manganese), Fe (Iron), Co (Cobalt), Ni (Nickel), Cu (Copper), Nb (Niobium), Mo (Molybdenum), Ru (Ruthenium), Rh (Rhodium), Pd (Palladium), Os (Osmium), Ir (Iridium), Pt (Platinum), Au (Gold), Si (Silicon), Sn (Tin), Pb (Lead), and
5 mixtures thereof. As referred to herein, "include," and its variants, is intended to be non-limiting, such that recitation of items in a list is not to the exclusion of other like items that may also be useful in the materials, compositions, devices, and methods of this invention.

In one embodiment, M, MI and MII are each a redox active element. In another
10 embodiment, at least one of M, MI and MII is a non-redox active element. As referred to herein, "non-redox active elements" include elements that are capable of forming stable active materials, and do not undergo oxidation/reduction when the electrode active material is operating under normal operating conditions.

Among the non-redox active elements useful herein include, without limitation,
15 those selected from Group 1 elements, particularly Li, K, Na, Rb (Rubidium), Cs (Cesium); Group 2 elements, particularly Be (Beryllium), Mg (Magnesium), Ca (Calcium), Sr (Strontium), Ba (Barium); Group 3 elements, particularly Sc (Scandium), Y (Yttrium), and the lanthanides, particularly La (Lanthanum), Ce (Cerium), Pr (Praseodymium), Nd (Neodymium), Sm (Samarium); Group 12 elements, particularly
20 Zn (Zinc) and Cd (Cadmium); Group 13 elements, particularly B (Boron), Al (Aluminum), Ga (Gallium), In (Indium), Tl (Thallium); Group 14 elements, particularly C (Carbon) and Ge (Germanium), Group 15 elements, particularly As (Arsenic), Sb (Antimony), and Bi (Bismuth); Group 16 elements, particularly Te (Tellurium); and mixtures thereof.

25 In one embodiment, each of M, MI and MII is a redox active element, MI is selected from the group consisting of redox active elements with a 1+ oxidation state,

2+ oxidation state, 3+ oxidation state and mixtures thereof, and $\frac{1}{2}[V(MI) + V(MII)] = V(M)$, wherein $V(M)$ is the valence state of M, $V(MI)$ is the valence state of MI, and $V(MII)$ is the valence state of MII. In an alternate embodiment, M and/or MII is a non-redox active element.

5 In one embodiment, each of M, MI and MII is a redox active element, MI is selected from the group consisting of Cu^{1+} , Ag^{1+} and mixtures thereof, M and MII are each redox active, and $\frac{1}{2}[V(MI) + V(MII)] = V(M)$. In an alternate embodiment, M and/or MII is a non-redox active element.

In another embodiment, each of M, MI and MII is a redox active element, MI is
10 selected from the group consisting of Ti^{2+} , V^{2+} , Cr^{2+} , Mn^{2+} , Fe^{2+} , Co^{2+} , Ni^{2+} , Cu^{2+} , Mo^{2+} , Si^{2+} , Sn^{2+} , Pb^{2+} , and mixtures thereof, M and MII are each redox active, and $\frac{1}{2}[V(MI) + V(MII)] = V(M)$. In an alternate embodiment, M and/or MII is a non-redox active element.

In another embodiment, each of M, MI and MII is a redox active element, MI is
15 selected from the group consisting of Ti^{3+} , V^{3+} , Cr^{3+} , Mn^{3+} , Fe^{3+} , Co^{3+} , Ni^{3+} , Mo^{3+} , Nb^{3+} , and mixtures thereof, M and MII are each redox active, and $\frac{1}{2}[V(MI) + V(MII)] = V(M)$. In an alternate embodiment, M and/or MII is a non-redox active element.

In one embodiment, M and MII are redox active elements, MI is selected from
20 the group consisting of non-redox active elements with a 1+ oxidation state, 2+ oxidation state, 3+ oxidation state and mixtures thereof, and $\frac{1}{2}[V(MI) + V(MII)] = V(M)$. In an alternate embodiment, M and/or MII is a non-redox active element.

In another embodiment, MI is selected from the group consisting of Li^{1+} , K^{1+} , Na^{1+} , Ru^{1+} , Cs^{1+} , and mixtures thereof, M and MII are each non-redox active, and
25 $\frac{1}{2}[V(MI) + V(MII)] = V(M)$. In a particular embodiment, MI is selected from the group

consisting of K^{1+} , Na^{1+} , and mixtures thereof. In an alternate embodiment, M or MII is a non-redox active element.

In another embodiment, MI is selected from the group consisting of Be^{2+} , Mg^{2+} , Ca^{2+} , Sr^{2+} , Ba^{2+} , Zn^{2+} , Cd^{2+} , C^{2+} , Ge^{2+} , and mixtures thereof, M and MII are each redox active, and $\frac{1}{2}[V(MI) + V(MII)] = V(M)$. In a particular embodiment, MI is selected from the group consisting of Be^{2+} , Mg^{2+} , Ca^{2+} , Sr^{2+} , Ba^{2+} , and mixtures thereof. In another particular embodiment, MI is selected from the group consisting of Zn^{2+} , Cd^{2+} , and mixtures thereof. In yet another particular embodiment, MI is selected from the group consisting of C^{2+} , Ge^{2+} , and mixtures thereof. In an alternate embodiment, M or MII is a non-redox active element.

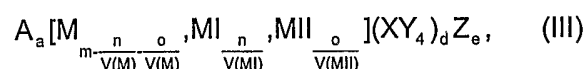
In yet another embodiment, MI is selected from the group consisting of Sc^{3+} , Y^{3+} , B^{3+} , Al^{3+} , Ga^{3+} , In^{3+} and mixtures thereof, M and MII are each redox active, and $\frac{1}{2}[V(MI) + V(MII)] = V(M)$. In an alternate embodiment, M or MII is a non-redox active element.

In each of the embodiments described herein, M may be partially substituted by an equivalent stoichiometric amount of MI and MII, whereby the active material is represented by the nominal general formula (II):



and wherein the stoichiometric amount of one or more of the other components (e.g. A, XY_4 and Z) in the active material must be adjusted in order to maintain electroneutrality of the material.

However, in each of the embodiments described herein, M may be partially substituted by MI and MII by an "oxidatively" equivalent amount of MI and MII, whereby the active material is represented by the nominal general formula (III):



and wherein V(M) is the valence state of M, V(MI) is the valence state of MI, and V(MII) is the valence state of MII.

In all embodiments described herein, XY_4 is an anion selected from the group consisting of $X'[O_{4-x},Y'_x]$, $X'[O_{4-y},Y'_{2y}]$, $X''S_4$, $[X_z''',X'_{1-z}]O_4$, and mixtures thereof,

5 wherein:

- (a) X' and X''' are each independently selected from the group consisting of P, As, Sb, Si, Ge, V, S, and mixtures thereof;
- (b) X'' is selected from the group consisting of P, As, Sb, Si, Ge, V, and mixtures thereof;
- 10 (c) Y' is selected from the group consisting of a halogen, S, N, and mixtures thereof; and
- (d) $0 \leq x \leq 3$, $0 \leq y \leq 2$, and $0 \leq z \leq 1$.

In one embodiment, XY_4 is selected from the group consisting of $X'[O_{4-x},Y'_x]$, $X'[O_{4-y},Y'_{2y}]$, and mixtures thereof, and x and y are both 0. Stated differently, XY_4 is an anion selected from the group consisting of PO_4 , SiO_4 , GeO_4 , VO_4 , AsO_4 , SbO_4 , SO_4 , and mixtures thereof. Preferably, XY_4 is PO_4 or a mixture of PO_4 with another anion of the above-noted group (i.e., where X' is not P, Y' is not O, or both, as defined above). In one embodiment, XY_4 includes about 80% or more phosphate and up to about 20% of one or more of the above-noted anions.

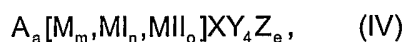
20 In another embodiment, XY_4 is selected from the group consisting of $X'[O_{4-x},Y'_x]$, $X'[O_{4-y},Y'_{2y}]$, and mixtures thereof, wherein $0 < x \leq 3$ and $0 < y \leq 2$, and wherein a portion of the oxygen (O) in the XY_4 moiety is substituted with a halogen, S, N, or a mixture thereof.

In all embodiments described herein, moiety Z (when provided) is selected from the group consisting of Z is selected from the group consisting of a hydroxyl (OH), a halogen, and mixtures thereof. In the embodiment illustrated by general formula (I), 0

$\leq e \leq 4$. In one particular embodiment, $e = 0$. In another particular embodiment, $0 < e \leq 1$. In one embodiment, Z is selected from the group consisting of OH, F (Fluorine), Cl (Chlorine), Br (Bromine), and mixtures thereof. In another embodiment, Z is OH. In another embodiment, Z is F, or a mixture of F with OH, Cl, or Br. Where the moiety
 5 Z is incorporated into the active material of the present invention, the active material may not take on a NASICON or olivine structural where $p = 3$ or $d = 1$, respectively. It is quite normal for the symmetry to be reduced with incorporation of, for example, halogens.

The composition of the electrode active material, as well as the stoichiometric
 10 values of the elements of the composition, are selected so as to maintain electroneutrality of the electrode active material. The stoichiometric values of one or more elements of the composition may take on non-integer values. Preferably, the XY_4 moiety is, as a unit moiety, an anion having a charge of -2, -3, or -4, depending on the selection of X' , X'' , X''' , Y' , and x and y . When XY_4 is a mixture of polyanions
 15 such as the preferred phosphate/phosphate substitutes discussed above, the net charge on the XY_4 anion may take on non-integer values, depending on the charge and composition of the individual groups XY_4 in the mixture.

In one particular embodiment, the electrode active material has an orthorhombic - dipyramidal crystal structure and belongs to the space group Pbnm
 20 (e.g. an olivine or triphylite material), and is represented by the nominal general formula (IV):



wherein:

(a) the moieties A, M, MI, MII, X, Y and Z are as defined herein above;

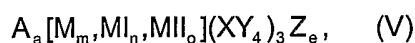
(b) at least one of M, MI and MII is a redox active element, and $\frac{1}{2}[V(MI) + V(MII)] = V(M)$, wherein $V(M)$ is the valence state of M, $V(MI)$ is the valence state of MI, and $V(MII)$ is the valence state of MII;

(c) $0 < a \leq 2$, $0 < m, n, o \leq 2$; and $0 < e \leq 1$; and

5 (d) the components of the moieties A, M, MI, MII, X, Y and Z, as well as the values for a, m, n, o, and e, are selected so as to maintain electroneutrality of the compound.

In one particular subembodiment, A of general formula (II) is Li, and $XY_4 = PO_4$.

In another particular embodiment, the electrode active material has a
10 rhombohedral (space group R-3) or monoclinic (space group Pbcn) NASICON structure, and is represented by the nominal general formula (V):



wherein:

(a) the moieties A, M, MI, MII, X, Y and Z are as defined herein above;

15 (b) at least one of M, MI and MII is a redox active element, and $\frac{1}{2}[V(MI) + V(MII)] = V(M)$, wherein $V(M)$ is the valence state of M, $V(MI)$ is the valence state of MI, and $V(MII)$ is the valence state of MII;

(c) $0 < a \leq 5$, $1 < m, n, o \leq 3$; and $0 < e \leq 4$; and

(d) the components of the moieties A, M, MI, MII, X, Y and Z, as well as the
20 values for a, b, m, n, o, and e, are selected so as to maintain electroneutrality of the compound.

In one particular subembodiment, A of general formula (III) is Li, and $XY_4 = PO_4$.

25 Methods of Manufacture:

The particular starting materials employed will depend on the particular active material to be synthesized, reaction method employed, and desired by-products. The active materials of the present invention are synthesized by reacting alkali metal, M, MI, MII, and XY_4 -containing compounds, at a temperature and for a time sufficient to
5 form the desired reaction product. As used herein, the term "containing" includes compounds which contain the particular component, or react to form the particular component so specified.

Sources of alkali metal include any of a number of alkali metal-containing salts or ionic compounds. Lithium, sodium, and potassium compounds are preferred, with
10 lithium being particularly preferred. A wide range of such materials is well known in the field of inorganic chemistry. Examples include the alkali metal-containing fluorides, chlorides, bromides, iodides, nitrates, nitrites, sulfates, hydrogen sulfates, sulfites, bisulfites, carbonates, bicarbonates, borates, phosphates, silicates, antimonates, arsenates, germanates, oxides, acetates, oxalates, and the like.
15 Hydrates of the above compounds may also be used, as well as mixtures thereof. The mixtures may contain more than one alkali metal so that a mixed alkali metal active material will be produced in the reaction.

Sources of M, MI and MII include fluorides, chlorides, bromides, iodides, nitrates, nitrites, sulfates, hydrogen sulfates, sulfites, bisulfites, carbonates,
20 bicarbonates, borates, phosphates, hydrogen ammonium phosphates, dihydrogen ammonium phosphates, silicates, antimonates, arsenates, germanates, oxides, hydroxides, acetates, and oxalates of the same. Hydrates may also be used. The element M, MI and MII in the starting material may have any oxidation state, depending on the oxidation state required in the desired product and the oxidizing or
25 reducing conditions contemplated. It should be noted that many of the above-noted compounds may also function as a source of the XY_4 moiety.

As noted above, the active materials of the present invention can contain one or more XY_4 groups, or can contain a phosphate group that is completely or partially substituted by one or more other XY_4 moieties, which will also be referred to as "phosphate replacements" or "modified phosphates." Thus, active materials are provided according to the invention wherein the XY_4 moiety is a phosphate group that is completely or partially replaced by such moieties as SiO_4 , GeO_4 , VO_4 , AsO_4 , SbO_4 , SO_4 , and mixtures thereof. Analogues of the above oxygenate anions where some or all of the oxygen is replaced by sulfur are also useful in the active materials of the invention, with the exception that the sulfate group may not be completely substituted with sulfur. For example, thiomonophosphates may also be used as a complete or partial replacement for phosphate in the active materials of the invention. Such thiomonophosphates include the anions $(PO_3S)^{3-}$, $(PO_2S_2)^{3-}$, $(POS_3)^{3-}$, and $(PS_4)^{3-}$, and are most conveniently available as the sodium, lithium, or potassium derivative. Non-limiting examples of sources of monofluoromonophosphates include, without limitation, Na_2PO_3F , K_2PO_3F , $(NH_4)_2PO_3F \cdot H_2O$, $LiNaPO_3F \cdot H_2O$, $LiKPO_3F$, $LiNH_4PO_3F$, $NaNH_4PO_3F$, $NaK_3(PO_3F)_2$ and $CaPO_3F \cdot 2H_2O$. Representative examples of sources of difluoromonophosphate compounds include, without limitation, $NH_4PO_2F_2$, $NaPO_2F_2$, KPO_2F_2 , $Al(PO_2F_2)_3$, and $Fe(PO_2F_2)_3$.

Sources for the XY_4 moiety are common and readily available. For example, where X is Si, useful sources of silicon include orthosilicates, pyrosilicates, cyclic silicate anions such as $(Si_3O_9)^{6-}$, $(Si_6O_{18})^{12-}$ and the like, and pyrocenes represented by the formula $[(SiO_3)^{2-}]_n$, for example $LiAl(SiO_3)_2$. Silica or SiO_2 may also be used. Representative arsenate compounds that may be used to prepare the active materials of the invention wherein X is As include H_3AsO_4 and salts of the anions $[H_2AsO_4]^-$ and $[HAsO_4]^{2-}$. Where X is Sb, antimonate can be provided by antimony-containing

materials such as Sb_2O_5 , $\text{M}^{\text{I}}\text{SbO}_3$ where M^{I} is a metal having oxidation state 1+, $\text{M}^{\text{III}}\text{SbO}_4$ where M^{III} is a metal having an oxidation state of 3+, and $\text{M}^{\text{II}}\text{Sb}_2\text{O}_7$ where M^{II} is a metal having an oxidation state of 2+. Additional sources of antimonate include compounds such as Li_3SbO_4 , $\text{NH}_4\text{H}_2\text{SbO}_4$, and other alkali metal and/or ammonium mixed salts of the $[\text{SbO}_4]^{3-}$ anion. Where X is S, sulfate compounds that can be used include alkali metal and transition metal sulfates and bisulfates as well as mixed metal sulfates such as $(\text{NH}_4)_2\text{Fe}(\text{SO}_4)_2$, $\text{NH}_4\text{Fe}(\text{SO}_4)_2$ and the like. Finally, where X is Ge, a germanium containing compound such as GeO_2 may be used to synthesize the active material.

10 Where Y' of the $\text{X}'\text{O}_{4-x}\text{Y}'_x$ and $\text{X}'\text{O}_{4-y}\text{Y}'_{2y}$ moieties is F, sources of F include ionic compounds containing a fluoride ion (F^-) or hydrogen difluoride ion (HF_2^-). The cation may be any cation that forms a stable compound with the fluoride or hydrogen difluoride anion. Examples include 1+, 2+ and 3+ metal cations, as well as ammonium and other nitrogen-containing cations. Ammonium is a preferred cation because it tends to form volatile by-products that are readily removed from the reaction mixture. Similarly, to make $\text{X}'\text{O}_{4-x}\text{N}_x$, starting materials are provided that contain "x" moles of a source of nitride ion. Sources of nitride are among those known in the art including nitride salts such as Li_3N and $(\text{NH}_4)_3\text{N}$.

As noted above, the active materials of the invention contain a mixture of A, M, 20 MI, MII, XY_4 , and (optionally) Z. A starting material may provide more than one of these components, as is evident in the list above. In various embodiments of the invention, starting materials are provided that combine, for example, the M and PO_4 . As a general rule, there is sufficient flexibility to allow selection of starting materials containing any of the components of alkali metal A, M, MI, MII, XY_4 , and (optionally) Z, 25 depending on availability. Combinations of starting materials providing each of the components may also be used.

In general, any counterion may be combined with A, M, MI, MII, XY₄, and (optionally) Z. It is preferred, however, to select starting materials with counterions that give rise to the formation of volatile by-products during the reaction. Thus, it is desirable to choose ammonium salts, carbonates, bicarbonates, oxides, hydroxides, and the like, where possible. Starting materials with these counterions tend to form volatile by-products such as water, ammonia, and carbon dioxide, which can be readily removed from the reaction mixture. Similarly, sulfur-containing anions such as sulfate, bisulfate, sulfite, bisulfite and the like tend to result in volatile sulfur oxide by-products. Nitrogen-containing anions such as nitrate and nitrite also tend to give volatile NO_x by-products.

One method for preparing the active materials of the present invention is via the hydrothermal treatment of the requisite starting materials. In a hydrothermal reaction, the starting materials are mixed with a small amount of a liquid (e.g. water), and heated in a pressurized vessel or bomb at a temperature that is relatively lower as compared to the temperature necessary to produce the active material in an oven at ambient pressure. Preferably, the reaction is carried out at a temperature of about 150°C to about 450°C, under pressure, for a period of about 4 to about 48 hours, or until a reaction product forms.

The active materials of the present invention can also be synthesized via a solid state reaction, with or without simultaneous oxidation or reduction of oxidizable/reducible elements of M, MI and MII, by heating the requisite starting materials at an elevated temperature for a given period of time, until the desired reaction product forms.

In a solid-state reaction, the starting materials are provided in powder or particulate form, and are mixed together by any of a variety of procedures, such as by

ball milling, blending in a mortar and pestle, and the like. Typically, the starting materials are ball milled for 12-18 hours, rolling at a rate of 20 rpm.

Thereafter the mixture of powdered starting materials may be compressed into a pellet and/or held together with a binder material (which may also serve as a source
5 of the reducing agent) to form a closely cohering reaction mixture. The reaction mixture is heated in an oven, generally at a temperature of about 400°C or greater, until a reaction product forms.

The reaction may be carried out under reducing or oxidizing conditions. Reducing conditions may be provided by performing the reaction in a "reducing
10 atmosphere" such as hydrogen, ammonia, carbon monoxide, methane, or mixtures thereof, or other suitable reducing gas. Alternatively or in addition thereto, the reduction may be carried out *in situ* by including in the reaction mixture a reductant that will participate in the reaction to reduce M, MI and/or MII, and produce by-products that will not interfere with the active material when used later in an electrode or an
15 electrochemical cell. Reduction can also be accomplished by synthesizing the active materials of the present invention via a thermite reaction, wherein the M, MI and/or MII is reduced by a granular or powdered metal present in the reaction mixture.

In one embodiment, the reductant is elemental carbon, wherein the reducing power is provided by simultaneous oxidation of carbon to carbon monoxide and/or
20 carbon dioxide. An excess of carbon, remaining after the reaction, is intimately mixed with the product active material and functions as a conductive constituent in the ultimate electrode formulation. Accordingly, excess carbon, on the order of 100% or greater, may be used. The presence of carbon particles in the starting materials also provides nucleation sites for the production of the product crystals.

25 The source of reducing carbon may also be provided by an organic material that forms a carbon-rich decomposition product, referred to herein as a "carbonaceous

material," and other by-products upon heating under the conditions of the reaction. At least a portion of the organic precursor, carbonaceous material and/or by-products formed functions before, during and/or after the organic precursor undergoes thermal decomposition, as a reductant during the synthesis reaction for the active material.

5 Such precursors include any liquid or solid organic material (e.g. sugars and other carbohydrates, including derivatives and polymers thereof).

Although the reaction may be carried out in the presence of oxygen, the reaction is preferably conducted under an essentially non-oxidizing atmosphere so as not to interfere with the reduction reactions taking place. An essentially non-oxidizing
10 atmosphere can be achieved through the use of a vacuum, or through the use of inert gases such as argon, nitrogen, and the like.

Preferably, the particulate starting materials are heated to a temperature below the melting point of the starting materials. The temperature should be about 400°C or greater, and desirably about 450°C or greater. CO and/or CO₂ evolve during the
15 reaction. Higher temperatures favor CO formation. Some of the reactions are more desirably conducted at temperatures greater than about 600°C; most desirably greater than about 650°C. Suitable ranges for many reactions are from about 500 to about 1200°C.

At about 700°C both the C → CO and the C → CO₂ reactions are occurring. At
20 closer to about 600°C the C → CO₂ reaction is the dominant reaction. At closer to about 800°C the C → CO reaction is dominant. Since the reducing effect of the C → CO₂ reaction is greater, the result is that less carbon is needed per atomic unit of M^I and/or M^{II} to be reduced.

The starting materials may be heated at ramp rates from a fraction of a degree
25 up to about 10°C per minute. In some cases, for example where continuously heated rotary furnaces are employed, the ramp rate may be significantly higher. Once the

desired reaction temperature is attained, the reactants (starting materials) are held at the reaction temperature for a time sufficient for the reaction to occur. Typically, the reaction is carried out for several hours at the final reaction temperature.

After the reaction is complete, the products are preferably cooled from the elevated temperature to ambient (room) temperature (i.e., about 10°C to about 40°C). It is also possible to quench the products to achieve a higher cooling rate, for example on the order of about 100°C/minute. The thermodynamic considerations such as ease of reduction of the selected starting materials, the reaction kinetics, and the melting point of the salts will cause adjustment in the general procedure, such as the amount of reducing agent, the temperature of the reaction, and the dwell time.

Electrochemical Cells:

To form an electrode, the active material of the present invention may be combined with a polymeric binder (e.g. polyvinylidene difluoride (PVdF) and hexafluoropropylene (HFP)) in order to form a cohesive mixture. The mixture is then placed in electrical communication with a current collector which, in turn, provides electrical communication between the electrode and an external load. The mixture may be formed or laminated onto the current collector, or an electrode film may be formed from the mixture wherein the current collector is embedded in the film. Suitable current collectors include reticulated or foiled metals (e.g. aluminum, copper and the like). An electrically conductive diluent or agent (e.g. a carbon such as carbon black and the like) may be added to the mixture so as to increase the electrical conductivity of the electrode. In one embodiment, the electrode material is pressed onto or about the current collector, thus eliminating the need for the polymeric binder. In one embodiment, the electrode contains 5 to 30% by weight electrically conductive

agent, 3 to 20% by weight binder, and the remainder being the electrode active material.

To form an electrochemical cell, a solid electrolyte or an electrolyte-permeable separator is interposed between the electrode and a counter-electrode. In one
5 embodiment, the electrolyte contains a solvent selected from the group consisting of the electrolyte comprises a lithium salt and a solvent selected from the group consisting of dimethyl carbonate (DMC), diethylcarbonate (DEC), dipropylcarbonate (DPC), ethylmethylcarbonate (EMC), ethylene carbonate (EC), propylene carbonate (PC), butylene carbonate, lactones, esters, glymes, sulfoxides, sulfolanes, and
10 mixtures thereof; and 5 to 65% by weight of an alkali metal salt. Preferred solvent combinations include EC/DMC, EC/DEC, EC/DPC and EC/EMC. In one embodiment, the counter-electrode contains an intercalation active material selected from the group consisting of a transition metal oxide, a metal chalcogenide, carbon (e.g. graphite), and mixtures thereof. Counter electrodes, electrolyte compositions, and methods for
15 making the same, among those useful herein, are described in U.S. Patent 5,700,298, Shi et al., issued December 23, 1997; U.S. Patent 5,830,602, Barker et al., issued November 3, 1998; U.S. Patent 5,418,091, Gozdz et al., issued May 23, 1995; U.S. Patent 5,508,130, Golovin, issued April 16, 1996; U.S. Patent 5,541,020, Golovin et al., issued July 30, 1996; U.S. Patent 5,620,810, Golovin et al., issued April 15, 1997;
20 U.S. Patent 5,643,695, Barker et al., issued July 1, 1997; U.S. Patent 5,712,059, Barker et al., issued January 27, 1997; U.S. Patent 5,851,504, Barker et al., issued December 22, 1998; U.S. Patent 6,020,087, Gao, issued February 1, 2001; and U.S. Patent 6,103,419, Saidi et al., issued August 15, 2000; all of which are incorporated by reference herein.

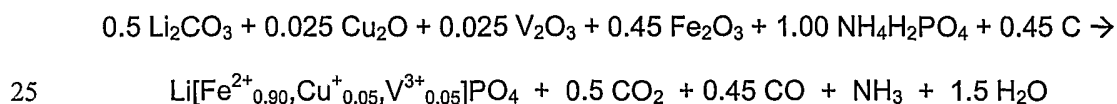
25 Electrochemical cells composed of electrodes (including polymer-type stacked cells and cylindrical-type cells), electrolytes and other materials, among those useful

herein, are described in the following documents, all of which are incorporated by reference herein: U.S. Patent 4,668,595, Yoshino et al., issued May 26, 1987; U.S. Patent 4,792,504, Schwab et al., issued December 20, 1988; U.S. Patent 4,830,939, Lee et al., issued May 16, 1989; U.S. Patent 4,935,317, Fauteaux et al., issued June 19, 1980; U.S. Patent 4,990,413, Lee et al., issued February 5, 1991; U.S. Patent 5,037,712, Shackle et al., issued August 6, 1991; U.S. Patent 5,262,253, Golovin, issued November 16, 1993; U.S. Patent 5,300,373, Shackle, issued April 5, 1994; U.S. Patent 5,399,447, Chaloner-Gill, et al., issued March 21, 1995; U.S. Patent 5,411,820, Chaloner-Gill, issued May 2, 1995; U.S. Patent 5,435,054, Tonder et al., issued July 25, 1995; U.S. Patent 5,463,179, Chaloner-Gill et al., issued October 31, 1995; U.S. Patent 5,482,795, Chaloner-Gill., issued January 9, 1996; U.S. Patent 5,660,948, Barker, issued September 16, 1995; U.S. Patent No. 5,869,208, Miyasaka, issued February 9, 1999; U.S. Patent No. 5,882,821, Miyasaka, issued March 16, 1999; U.S. Patent No. 5,616,436, Sonobe. et al., issued April 1, 1997; and U.S. Patent 6,306,215, Larkin, issued October 23, 2001.

The following non-limiting examples illustrate the compositions and methods of the present invention.

EXAMPLE 1

An electrode active material having the formula $\text{Li}[\text{Fe}^{2+}_{0.90}, \text{Cu}^{+}_{0.05}, \text{V}^{3+}_{0.05}]\text{PO}_4$ is made as follows. The following starting materials are provided, and the synthesis reaction proceeds as follows.



The reactants are pre-mixed according to the following proportions:

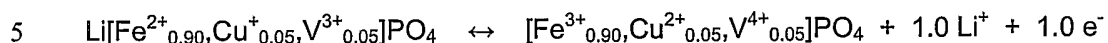
0.5 mol Li_2CO_3 (mol. wt. = 73.88 g/mol)	36.9 g
0.025 mol Cu_2O (143.09 g/mol)	3.58 g
0.025 mol V_2O_3 (149.9 g/mol)	3.75 g
5 0.45 mol Fe_2O_3 (159.69 g/mol)	71.9 g
1.00 mol $\text{NH}_4\text{H}_2\text{PO}_4$ (132.06 g/mol)	132 g
0.45 mol carbon (12 g/mol)	5.40 g

The above starting materials are combined and ball milled to mix the particles.

10 Thereafter, the particle mixture is pelletized. The pelletized mixture is heated, preferably in a flowing inert atmosphere (e.g. argon), until a reaction product forms. The sample is removed from the oven and cooled.

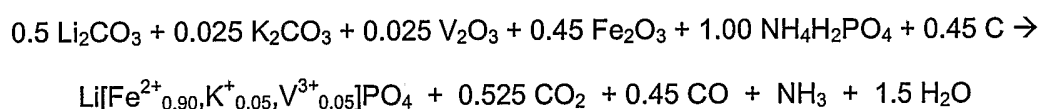
A suitable test electrochemical cell containing the $\text{Li}[\text{Fe}^{2+}_{0.90}, \text{Cu}^{+}_{0.05}, \text{V}^{3+}_{0.05}]\text{PO}_4$ active material is constructed as follows. The positive electrode is prepared by
 15 solvent- casting a slurry of the active material, conductive carbon, binder and solvent. The conductive carbon used is Super P (commercially available from MMM Carbon). Kynar Flex 2801 (commercially available from Elf Atochem Inc.) is used as the binder, and electronic grade acetone as the solvent. The slurry is cast onto glass and a free-standing electrode film is formed as the solvent evaporates. The electrode film
 20 contains the following components, expressed in percent by weight: 80% active material, 8% Super P carbon, and 12% Kynar 2801 binder. A carbonaceous material capable of reversibly intercalating alkali metal ions is employed as the negative electrode. The electrolyte consists of ethylene carbonate (EC) and ethyl methyl carbonate (EMC) in a weight ratio of 2:1, and a 1 molar concentration of a compatible
 25 alkali metal-containing salt (e.g. LiPF_6). A glass fiber separator interpenetrated by the solvent and the salt is interposed between the positive and negative electrodes.

As a battery employing the $\text{Li}[\text{Fe}^{2+}_{0.90}, \text{Cu}^{+}_{0.05}, \text{V}^{3+}_{0.05}]\text{PO}_4$ active material as the positive electrode active material is charged, the $\text{Li}[\text{Fe}^{2+}_{0.90}, \text{Cu}^{+}_{0.05}, \text{V}^{3+}_{0.05}]\text{PO}_4$ active material undergoes the following reversible oxidation reaction.



EXAMPLE 2

An electrode active material having the formula $\text{Li}[\text{Fe}^{2+}_{0.90}, \text{K}^{+}_{0.05}, \text{V}^{3+}_{0.05}]\text{PO}_4$ is made as follows. The following starting materials are provided, and the synthesis reaction proceeds as follows.

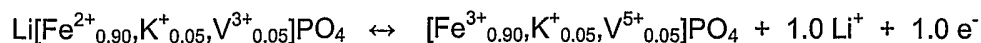


15 The reactants are pre-mixed according to the following proportions:

0.5 mol Li_2CO_3 (mol. wt. = 73.88 g/mol)	36.9 g
0.025 mol K_2CO_3 (138.21 g/mol)	3.46 g
0.025 mol V_2O_3 (149.9 g/mol)	3.75 g
0.45 mol Fe_2O_3 (159.69 g/mol)	71.9 g
20 1.00 mol $\text{NH}_4\text{H}_2\text{PO}_4$ (132.06 g/mol)	132 g
0.45 mol carbon (12 g/mol)	5.40 g

The above-noted mixture is subjected to the reaction conditions specified in Example 1 to form the $\text{Li}[\text{Fe}^{2+}_{0.90}, \text{K}^{+}_{0.05}, \text{V}^{3+}_{0.05}]\text{PO}_4$ active material. As a battery
25 employing the $\text{Li}[\text{Fe}^{2+}_{0.90}, \text{K}^{+}_{0.05}, \text{V}^{3+}_{0.05}]\text{PO}_4$ as the positive electrode active material is

charged, the $\text{Li}[\text{Fe}^{2+}_{0.90}, \text{K}^{+}_{0.05}, \text{V}^{3+}_{0.05}]\text{PO}_4$ active material undergoes the following reversible oxidation reaction.

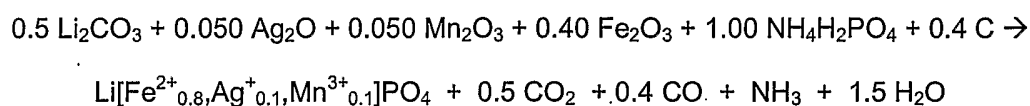


5

EXAMPLE 3

An electrode active material having the formula $\text{Li}[\text{Fe}^{2+}_{0.8}, \text{Ag}^{+}_{0.1}, \text{Mn}^{3+}_{0.1}]\text{PO}_4$ is made as follows. The following starting materials are provided, and the synthesis reaction proceeds as follows.

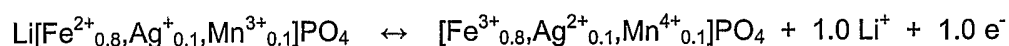
10



The reactants are pre-mixed according to the following proportions:

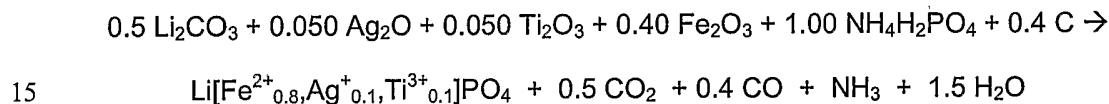
15	0.5 mol Li_2CO_3 (mol. wt. = 73.88 g/mol)	36.9 g
	0.050 mol Ag_2O (231.74 g/mol)	11.6 g
	0.050 mol Mn_2O_3 (157.87 g/mol)	7.89 g
	0.40 Fe_2O_3 (159.69 g/mol)	63.9 g
	1.00 mol $\text{NH}_4\text{H}_2\text{PO}_4$ (132.06 g/mol)	132 g
20	0.40 mol carbon (12 g/mol)	4.80 g

The above-noted mixture is subjected to the reaction conditions specified in Example 1 to form the $\text{Li}[\text{Fe}^{2+}_{0.8}, \text{Ag}^{+}_{0.1}, \text{Mn}^{3+}_{0.1}]\text{PO}_4$ active material. As a battery employing the $\text{Li}[\text{Fe}^{2+}_{0.8}, \text{Ag}^{+}_{0.1}, \text{Mn}^{3+}_{0.1}]\text{PO}_4$ as the positive electrode active material is charged, the $\text{Li}[\text{Fe}^{2+}_{0.8}, \text{Ag}^{+}_{0.1}, \text{Mn}^{3+}_{0.1}]\text{PO}_4$ active material undergoes the following reversible oxidation reaction.



EXAMPLE 4

10 An electrode active material having the formula $\text{Li}[\text{Fe}^{2+}_{0.8}, \text{Ag}^{+}_{0.1}, \text{Ti}^{3+}_{0.1}]\text{PO}_4$ is made as follows. The following starting materials are provided, and the synthesis reaction proceeds as follows.

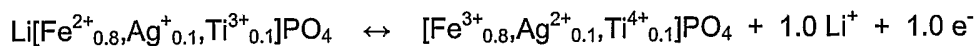


The reactants are pre-mixed according to the following proportions:

0.5 mol Li_2CO_3 (mol. wt. = 73.88 g/mol)	36.9 g
0.050 mol Ag_2O (231.74 g/mol)	11.6 g
20 0.050 mol Ti_2O_3 (143.76 g/mol)	7.19 g
0.40 Fe_2O_3 (159.69 g/mol)	63.9 g
1.00 mol $\text{NH}_4\text{H}_2\text{PO}_4$ (132.06 g/mol)	132 g
0.40 mol carbon (12 g/mol)	4.80 g

The above-noted mixture is subjected to the reaction conditions specified in Example 1 to form the $\text{Li}[\text{Fe}^{2+}_{0.8}, \text{Ag}^{+}_{0.1}, \text{Ti}^{3+}_{0.1}]\text{PO}_4$ active material. As a battery employing the $\text{Li}[\text{Fe}^{2+}_{0.8}, \text{Ag}^{+}_{0.1}, \text{Ti}^{3+}_{0.1}]\text{PO}_4$ as the positive electrode active material is

charged, the $\text{Li}[\text{Fe}^{2+}_{0.8}, \text{Ag}^{+}_{0.1}, \text{Ti}^{3+}_{0.1}]\text{PO}_4$ active material undergoes the following reversible oxidation reaction.



5

The examples and other embodiments described herein are exemplary and not intended to be limiting in describing the full scope of compositions and methods of this invention. Equivalent changes, modifications and variations of specific embodiments, materials, compositions and methods may be made within the scope of the present invention, with substantially similar results.

10

WHAT IS CLAIMED IS:

1. A compound represented by the nominal general formula:



wherein:

- (i) A is selected from the group consisting of elements from Group I of the Periodic Table, and mixtures thereof, and $0 < a \leq 9$;
- (ii) at least one of M, MI and MII is a redox active element, $0 < m, n, o \leq 4$, and $\frac{1}{2}[V(MI) + V(MII)] = V(M)$, wherein $V(M)$ is the valence state of M, $V(MI)$ is the valence state of MI, and $V(MII)$ is the valence state of MII;
- (iii) XY_4 is selected from the group consisting of $X'[O_{4-x},Y'_x]$, $X'[O_{4-y},Y'_{2y}]$, $X''S_4$, $[X_z''',X'_{1-z}]O_4$, and mixtures thereof, wherein:
 - (a) X' and X''' are each independently selected from the group consisting of P, As, Sb, Si, Ge, V, S, and mixtures thereof;
 - (b) X'' is selected from the group consisting of P, As, Sb, Si, Ge, V, and mixtures thereof;
 - (c) Y' is selected from the group consisting of a halogen, S, N, and mixtures thereof; and
 - (d) $0 \leq x \leq 3$, $0 \leq y \leq 2$, $0 \leq z \leq 1$, and $1 \leq d \leq 3$; and
- (iv) Z is selected from the group consisting of a hydroxyl (OH), a halogen, and mixtures thereof, and $0 \leq e \leq 4$;

wherein A, M, MI, MII X, Y, Z, a, m, n, o, d, and e are selected so as to maintain electroneutrality of the compound.

2. The compound of Claim 1, wherein A is selected from the group consisting of Li, K, Na, and mixtures thereof.
3. The compound of Claim 1, wherein A is Li.
4. The compound of Claim 1, wherein M, MI and MII are each a redox active element.
5. The compound of Claim 4, wherein MI is selected from the group consisting of redox active elements with a 1+ oxidation state, 2+ oxidation state, 3+ oxidation state and mixtures thereof.
6. The compound of Claim 5, wherein at least one of M and MII is a non-redox active element.
7. The compound of Claim 5, wherein MI is selected from the group consisting of Cu^{1+} , Ag^{1+} and mixtures thereof
8. The compound of Claim 7, wherein at least one of M and MII is a non-redox active element.
9. The compound of Claim 5, wherein MI is selected from the group consisting of Ti^{2+} , V^{2+} , Cr^{2+} , Mn^{2+} , Fe^{2+} , Co^{2+} , Ni^{2+} , Cu^{2+} , Mo^{2+} , Si^{2+} , Sn^{2+} , Pb^{2+} , and mixtures thereof.

10. The compound of Claim 9, wherein at least one of M and MII is a non-redox active element.

11. The compound of Claim 5, wherein MI is selected from the group consisting of Ti^{3+} , V^{3+} , Cr^{3+} , Mn^{3+} , Fe^{3+} , Co^{3+} , Ni^{3+} , Mo^{3+} , Nb^{3+} , and mixtures thereof.

12. The compound of Claim 11, wherein at least one of M and MII is a non-redox active element.

13. The compound of Claim 1, wherein MI is selected from the group consisting of non-redox active elements with a 1+ oxidation state, 2+ oxidation state, 3+ oxidation state and mixtures thereof.

14. The compound of Claim 13, wherein one of M and MII is a non-redox active element.

15. The compound of Claim 13, wherein MI is selected from the group consisting of Li^{1+} , K^{1+} , Na^{1+} , Ru^{1+} , Cs^{1+} , and mixtures thereof.

16. The compound of Claim 15, wherein one of M and MII is a non-redox active element.

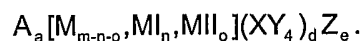
17. The compound of Claim 13, wherein MI is selected from the group consisting of Be^{2+} , Mg^{2+} , Ca^{2+} , Sr^{2+} , Ba^{2+} , Zn^{2+} , Cd^{2+} , C^{2+} , Ge^{2+} .

18. The compound of Claim 17, wherein one of M and MII is a non-redox active element.
19. The compound of Claim 17, wherein MI is selected from the group consisting of Be^{2+} , Mg^{2+} , Ca^{2+} , Sr^{2+} , Ba^{2+} , and mixtures thereof.
20. The compound of Claim 17, wherein MI is selected from the group consisting of Zn^{2+} , Cd^{2+} , and mixtures thereof.
21. The compound of Claim 17, wherein MI is selected from the group consisting of C^{2+} , Ge^{2+} , and mixtures thereof.
22. The compound of Claim 13, wherein MI is selected from the group consisting of Sc^{3+} , Y^{3+} , B^{3+} , Al^{3+} , Ga^{3+} and mixtures thereof.
23. The compound of Claim 22, wherein one of M and MII is a non-redox active element.
24. The compound of Claim 1, wherein XY_4 is selected from the group consisting of PO_4 , AsO_4 , SbO_4 , SiO_4 , GeO_4 , VO_4 , SO_4 , and mixtures thereof.
25. The compound of Claim 1, wherein XY_4 is PO_4 .
26. The compound of Claim 1, wherein Z is selected from the group consisting of OH, F, Cl, Br, and mixtures thereof.

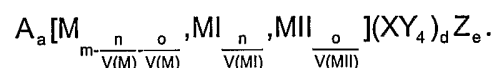
27. The compound of Claim 1, wherein Z is F.

28. The compound of Claim 1, wherein e = 0.

29. The compound of Claim 1, wherein the compound is represented by the nominal general formula:



30. The compound of Claim 1, wherein the compound is represented by the nominal general formula:



31. The compound of Claim 1, wherein d = 1; A is Li; and XY₄ = PO₄.

32. The compound of Claim 1, wherein d = 3; a is Li; and XY₄ = PO₄.

33. A battery, comprising:

a first electrode comprising a compound represented by the nominal general formula:



wherein:

- (i) A is selected from the group consisting of elements from Group I of the Periodic Table, and mixtures thereof, and 0 < a ≤ 9;

- (ii) at least one of M, MI and MII is a redox active element, $0 < m, n, o \leq 4$, and $\frac{1}{2}[V(MI) + V(MII)] = V(M)$, wherein $V(M)$ is the valence state of M, $V(MI)$ is the valence state of MI, and $V(MII)$ is the valence state of MII;
- (iii) XY_4 is selected from the group consisting of $X'[O_{4-x}, Y'_x]$, $X'[O_{4-y}, Y'_{2y}]$, $X''S_4$, $[X_z''', X'_{1-z}']O_4$, and mixtures thereof, wherein:
 - (a) X' and X''' are each independently selected from the group consisting of P, As, Sb, Si, Ge, V, S, and mixtures thereof;
 - (b) X'' is selected from the group consisting of P, As, Sb, Si, Ge, V, and mixtures thereof;
 - (c) Y' is selected from the group consisting of a halogen, S, N, and mixtures thereof; and
 - (d) $0 \leq x \leq 3$, $0 \leq y \leq 2$, $0 \leq z \leq 1$, and $1 \leq d \leq 3$; and
- (iv) Z is selected from the group consisting of a hydroxyl (OH), a halogen, and mixtures thereof, and $0 \leq e \leq 4$;

wherein A, M, MI, MII X, Y, Z, a, m, n, o, d, and e are selected so as to maintain electroneutrality of the compound;

the battery further comprising a second counter-electrode comprising an intercalation active material; and
an electrolyte.

34. The battery of Claim 33, wherein A is selected from the group consisting of Li, K, Na, and mixtures thereof.

35. The battery of Claim 33, wherein A is Li.

36. The battery of Claim 33, wherein M, MI and MII are each a redox active element.

37. The battery of Claim 36, wherein MI is selected from the group consisting of redox active elements with a 1+ oxidation state, 2+ oxidation state, 3+ oxidation state and mixtures thereof.

38. The battery of Claim 37, wherein at least one of M and MII is a non-redox active element.

39. The battery of Claim 37, wherein MI is selected from the group consisting of Cu^{1+} , Ag^{1+} and mixtures thereof

40. The battery of Claim 39, wherein at least one of M and MII is a non-redox active element.

41. The battery of Claim 37, wherein MI is selected from the group consisting of Ti^{2+} , V^{2+} , Cr^{2+} , Mn^{2+} , Fe^{2+} , Co^{2+} , Ni^{2+} , Cu^{2+} , Mo^{2+} , Si^{2+} , Sn^{2+} , Pb^{2+} , and mixtures thereof.

42. The battery of Claim 41, wherein at least one of M and MII is a non-redox active element.

43. The battery of Claim 37, wherein MI is selected from the group consisting of Ti^{3+} , V^{3+} , Cr^{3+} , Mn^{3+} , Fe^{3+} , Co^{3+} , Ni^{3+} , Mo^{3+} , Nb^{3+} , and mixtures thereof.

44. The battery of Claim 43, wherein at least one of M and MII is a non-redox active element.

45. The battery of Claim 33, wherein MI is selected from the group consisting of non-redox active elements with a 1+ oxidation state, 2+ oxidation state, 3+ oxidation state and mixtures thereof.

46. The battery of Claim 45, wherein one of M and MII is a non-redox active element.

47. The battery of Claim 45, wherein MI is selected from the group consisting of Li^{1+} , K^{1+} , Na^{1+} , Ru^{1+} , Cs^{1+} , and mixtures thereof.

48. The battery of Claim 47, wherein one of M and MII is a non-redox active element.

49. The battery of Claim 45, wherein MI is selected from the group consisting of Be^{2+} , Mg^{2+} , Ca^{2+} , Sr^{2+} , Ba^{2+} , Zn^{2+} , Cd^{2+} , C^{2+} , Ge^{2+} .

50. The battery of Claim 49, wherein one of M and MII is a non-redox active element.

51. The battery of Claim 49, wherein MI is selected from the group consisting of Be^{2+} , Mg^{2+} , Ca^{2+} , Sr^{2+} , Ba^{2+} , and mixtures thereof.

52. The battery of Claim 49, wherein MI is selected from the group consisting of Zn^{2+} , Cd^{2+} , and mixtures thereof.

53. The battery of Claim 49, wherein MI is selected from the group consisting of C^{2+} , Ge^{2+} , and mixtures thereof.

54. The battery of Claim 45, wherein MI is selected from the group consisting of Sc^{3+} , Y^{3+} , B^{3+} , Al^{3+} , Ga^{3+} and mixtures thereof.

55. The battery of Claim 54, wherein one of M and MII is a non-redox active element.

56. The battery of Claim 33, wherein XY_4 is selected from the group consisting of PO_4 , AsO_4 , SbO_4 , SiO_4 , GeO_4 , VO_4 , SO_4 , and mixtures thereof.

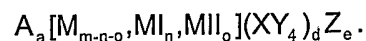
57. The battery of Claim 33, wherein XY_4 is PO_4 .

58. The battery of Claim 33, wherein Z is selected from the group consisting of OH, F, Cl, Br, and mixtures thereof.

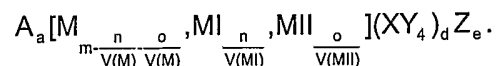
59. The battery of Claim 33, wherein Z is F.

60. The battery of Claim 33, wherein $e = 0$.

61. The battery of Claim 33, wherein the compound is represented by the nominal general formula:



62. The battery of Claim 33, wherein the compound is represented by the nominal general formula:



63. The battery of Claim 33, wherein $d = 1$; A is Li; and $XY_4 = PO_4$.

64. The battery of Claim 33, wherein $d = 3$; a is Li; and $XY_4 = PO_4$.

65. The battery of Claim 33, wherein the first electrode further comprises an electrically conductive diluent, and a binder.

66. The battery of Claim 65, wherein the electrically conductive diluent is carbon.

67. The battery of Claim 66, wherein the electrically conductive diluent is carbon black.

68. The battery of Claim 67, wherein the first electrode comprises from 5 to 30% by weight carbon black.

69. The battery of Claim 65, wherein the binder is a copolymer of polyvinylidene difluoride (PVdF) and hexafluoropropylene (HFP).

70. The battery of Claim 69, wherein the first electrode comprises from 3 to 20% by weight binder.

71. The battery of Claim 33, wherein the second electrode comprises an insertion active material.

72. The battery of Claim 71, wherein the insertion active material is selected from the group consisting of a metal oxide, metal chalcogenide, carbon, graphite, and mixtures thereof.

73. The battery of Claim 71, wherein the insertion active material is graphite.

74. The battery of Claim 71, wherein the first and second electrodes each further comprise an electrically conductive diluent, and a binder.

75. The battery of Claim 74, wherein the electrically conductive diluent is carbon.

76. The battery of Claim 75, wherein the electrically conductive diluent is carbon black.

77. The battery of Claim 76, wherein the first and second electrode each comprise from 5 to 30% by weight carbon black.

78. The battery of Claim 77, wherein the binder is a copolymer of polyvinylidene difluoride (PVdF) and hexafluoropropylene (HFP).

79. The battery of Claim 77, wherein the first and second electrode each comprise from 3 to 20% by weight binder.

80. The battery of Claim 33, wherein the electrolyte comprises a lithium salt and a solvent selected from the group consisting of dimethyl carbonate (DMC), diethylcarbonate (DEC), dipropylcarbonate (DPC), ethylmethylcarbonate (EMC), ethylene carbonate (EC), propylene carbonate (PC), butylene carbonate, lactones, esters, glymes, sulfoxides, sulfolanes, and mixtures thereof.

81. The battery of Claim 80, wherein the electrolyte comprises a solvent selected from the group consisting of EC/DMC, EC/DEC, EC/DPC and EC/EMC.

82. The battery of Claim 80, wherein the electrolyte comprises from 5% to 65% by weight lithium salt.

83. The battery of Claim 82, wherein the electrolyte comprises from 8% to 35% by weight lithium salt.

INTERNATIONAL SEARCH REPORT

International application No.

PCT/US05/02070

A. CLASSIFICATION OF SUBJECT MATTER IPC(7) : H01M 4/58, 4/36, 4/48, 4/52, 4/34, 4/32, 6/18, 6/16 US CL : 429/231.9, 234.95, 220, 219, 231.5, 223, 221, 231.6, 322, 325, 326; 423/300, 301, 306, 314, 315 According to International Patent Classification (IPC) or to both national classification and IPC												
B. FIELDS SEARCHED Minimum documentation searched (classification system followed by classification symbols) U.S. : 429/231.9, 234.95, 220, 219, 231.5, 223, 221, 231.6, 322, 325, 326; 423/300, 301, 306, 314, 315 Documentation searched other than minimum documentation to the extent that such documents are included in the fields searched Electronic data base consulted during the international search (name of data base and, where practicable, search terms used) USPG-PUB; USPAT; USOCR; EPO; JPO; DERWENT; IBM_TDB: quaternary, lithium, phosphates												
C. DOCUMENTS CONSIDERED TO BE RELEVANT <table border="1"> <thead> <tr> <th>Category *</th> <th>Citation of document, with indication, where appropriate, of the relevant passages</th> <th>Relevant to claim No.</th> </tr> </thead> <tbody> <tr> <td>X --- Y</td> <td>EP 1150367 A2 (Li, et al.) 31 October 2001, see page 4, para. 0028; page 11, paras. 0067-0068; page 27, paras. 0183- 0190; page 33, paras 0228-0240.</td> <td>1-6, 8-12, 14, 16, 18, 23-25, 28-31, 33-38, 40-44, 46, 48, 50, 55-57, 60-63 ----- 7, 13, 15, 17, 19-22, 26-27, 32, 39, 45, 47, 49, 51-54, 58-59, 64-83</td> </tr> <tr> <td>Y</td> <td>US 6,153,333 A (BARKER) 28 November 2000, see col. 2, line 46 through col. 3, line 66; col. 5, lines 9-31 and col. 6, lines 24 through col. 8, line 5.</td> <td>7, 13, 15, 17, 19-22, 26-27, 32, 39, 45, 47, 49, 51-54, 58-59, 64-83</td> </tr> </tbody> </table>			Category *	Citation of document, with indication, where appropriate, of the relevant passages	Relevant to claim No.	X --- Y	EP 1150367 A2 (Li, et al.) 31 October 2001, see page 4, para. 0028; page 11, paras. 0067-0068; page 27, paras. 0183- 0190; page 33, paras 0228-0240.	1-6, 8-12, 14, 16, 18, 23-25, 28-31, 33-38, 40-44, 46, 48, 50, 55-57, 60-63 ----- 7, 13, 15, 17, 19-22, 26-27, 32, 39, 45, 47, 49, 51-54, 58-59, 64-83	Y	US 6,153,333 A (BARKER) 28 November 2000, see col. 2, line 46 through col. 3, line 66; col. 5, lines 9-31 and col. 6, lines 24 through col. 8, line 5.	7, 13, 15, 17, 19-22, 26-27, 32, 39, 45, 47, 49, 51-54, 58-59, 64-83	
Category *	Citation of document, with indication, where appropriate, of the relevant passages	Relevant to claim No.										
X --- Y	EP 1150367 A2 (Li, et al.) 31 October 2001, see page 4, para. 0028; page 11, paras. 0067-0068; page 27, paras. 0183- 0190; page 33, paras 0228-0240.	1-6, 8-12, 14, 16, 18, 23-25, 28-31, 33-38, 40-44, 46, 48, 50, 55-57, 60-63 ----- 7, 13, 15, 17, 19-22, 26-27, 32, 39, 45, 47, 49, 51-54, 58-59, 64-83										
Y	US 6,153,333 A (BARKER) 28 November 2000, see col. 2, line 46 through col. 3, line 66; col. 5, lines 9-31 and col. 6, lines 24 through col. 8, line 5.	7, 13, 15, 17, 19-22, 26-27, 32, 39, 45, 47, 49, 51-54, 58-59, 64-83										
<input type="checkbox"/> Further documents are listed in the continuation of Box C. <input type="checkbox"/> See patent family annex.												
* Special categories of cited documents: <table border="0"> <tr> <td>"A" document defining the general state of the art which is not considered to be of particular relevance</td> <td>"T" later document published after the international filing date or priority date and not in conflict with the application but cited to understand the principle or theory underlying the invention</td> </tr> <tr> <td>"E" earlier application or patent published on or after the international filing date</td> <td>"X" document of particular relevance; the claimed invention cannot be considered novel or cannot be considered to involve an inventive step when the document is taken alone</td> </tr> <tr> <td>"L" document which may throw doubts on priority claim(s) or which is cited to establish the publication date of another citation or other special reason (as specified)</td> <td>"Y" document of particular relevance; the claimed invention cannot be considered to involve an inventive step when the document is combined with one or more other such documents, such combination being obvious to a person skilled in the art</td> </tr> <tr> <td>"O" document referring to an oral disclosure, use, exhibition or other means</td> <td>"&" document member of the same patent family</td> </tr> <tr> <td>"P" document published prior to the international filing date but later than the priority date claimed</td> <td></td> </tr> </table>			"A" document defining the general state of the art which is not considered to be of particular relevance	"T" later document published after the international filing date or priority date and not in conflict with the application but cited to understand the principle or theory underlying the invention	"E" earlier application or patent published on or after the international filing date	"X" document of particular relevance; the claimed invention cannot be considered novel or cannot be considered to involve an inventive step when the document is taken alone	"L" document which may throw doubts on priority claim(s) or which is cited to establish the publication date of another citation or other special reason (as specified)	"Y" document of particular relevance; the claimed invention cannot be considered to involve an inventive step when the document is combined with one or more other such documents, such combination being obvious to a person skilled in the art	"O" document referring to an oral disclosure, use, exhibition or other means	"&" document member of the same patent family	"P" document published prior to the international filing date but later than the priority date claimed	
"A" document defining the general state of the art which is not considered to be of particular relevance	"T" later document published after the international filing date or priority date and not in conflict with the application but cited to understand the principle or theory underlying the invention											
"E" earlier application or patent published on or after the international filing date	"X" document of particular relevance; the claimed invention cannot be considered novel or cannot be considered to involve an inventive step when the document is taken alone											
"L" document which may throw doubts on priority claim(s) or which is cited to establish the publication date of another citation or other special reason (as specified)	"Y" document of particular relevance; the claimed invention cannot be considered to involve an inventive step when the document is combined with one or more other such documents, such combination being obvious to a person skilled in the art											
"O" document referring to an oral disclosure, use, exhibition or other means	"&" document member of the same patent family											
"P" document published prior to the international filing date but later than the priority date claimed												
Date of the actual completion of the international search 10 June 2005 (10.06.2005)		Date of mailing of the international search report 30 JUN 2005										
Name and mailing address of the ISA/US Mail Stop PCT, Attn: ISA/US Commissioner for Patents P.O. Box 1450 Alexandria, Virginia 22313-1450 Facsimile No. (703) 305-3230		Authorized officer RICHARD CRISPINO Telephone No. 571 272-1700										