

(12) INTERNATIONAL APPLICATION PUBLISHED UNDER THE PATENT COOPERATION TREATY (PCT)

(19) World Intellectual Property Organization
International Bureau



(43) International Publication Date
6 February 2003 (06.02.2003)

PCT

(10) International Publication Number
WO 03/010218 A1

(51) International Patent Classification⁷: **C08G 64/30**,
64/14, 64/00, 64/04

(74) Agents: **WINTER, Catherine, J.** et al.; General Electric
Company, 3135 Easton Turnpike W3C, Fairfield, CT 06431
(US).

(21) International Application Number: PCT/US02/15364

(22) International Filing Date: 13 May 2002 (13.05.2002)

(25) Filing Language: English

(26) Publication Language: English

(30) Priority Data:
09/911,443 24 July 2001 (24.07.2001) US

(71) Applicant: **GENERAL ELECTRIC COMPANY**
[US/US]; 1 River Road, Schenectady, NY 12345 (US).

(72) Inventors: **BRUNELLE, Daniel, Joseph**; 4 Woods Edge,
Burnt Hills, NY 12027 (US). **MCCLOSKEY, Patrick,
Joseph**; 10 Meadowbrook Road, Watervliet, NY 12189
(US). **SMIGELSKI, Paul, Michael, Jr.**; Apartment 3,
966 Burdeck Street, Schenectady, NY 12306 (US). **BUR-
NELL, Timothy, Brydon**; 8 Reisling Road, Schenectady,
NY 12309 (US). **KAILASAM, Ganesh**; Matadero Viejo
1, Aparment 1C, Murcia (ES).

(81) Designated States (*national*): AE, AG, AL, AM, AT, AU,
AZ, BA, BB, BG, BR, BY, BZ, CA, CH, CN, CR, CU, CZ,
DE, DK, DM, DZ, EE, ES, FI, GB, GD, GE, GH, GM, HR,
HU, ID, IL, IN, IS, JP, KE, KG, KP, KR, KZ, LC, LK, LR,
LS, LT, LU, LV, MA, MD, MG, MK, MN, MW, MX, MZ,
NO, NZ, PL, PT, RO, RU, SD, SE, SG, SI, SK, SL, TJ, TM,
TR, TT, TZ, UA, UG, UZ, VN, YU, ZA, ZW.

(84) Designated States (*regional*): ARIPO patent (GH, GM,
KE, LS, MW, MZ, SD, SL, SZ, TZ, UG, ZM, ZW),
Eurasian patent (AM, AZ, BY, KG, KZ, MD, RU, TJ, TM),
European patent (AT, BE, CH, CY, DE, DK, ES, FI, FR,
GB, GR, IE, IT, LU, MC, NL, PT, SE, TR), OAPI patent
(BF, BJ, CF, CG, CI, CM, GA, GN, GQ, GW, ML, MR,
NE, SN, TD, TG).

Published:

— with international search report

*For two-letter codes and other abbreviations, refer to the "Guid-
ance Notes on Codes and Abbreviations" appearing at the begin-
ning of each regular issue of the PCT Gazette.*

(54) Title: METHOD OF POLYCARBONATE PREPARATION

(57) Abstract: Polycarbonates containing low or undetectable levels of Fries rearrangement product may be prepared by the melt reaction of a dihydroxy aromatic compound such as bisphenol A with an ester-substituted diaryl carbonate such as the diaryl carbonate of methyl salicylate, bis-methyl salicyl carbonate. Low levels of Fries products are obtained as the combined result of a highly effective catalyst system which suppresses the Fries reaction and the use of lower melt polymerization temperatures relative to temperatures required for the analogues polymerization reaction using diphenyl carbonate.



WO 03/010218 A1

METHOD OF POLYCARBONATE PREPARATION

BACKGROUND OF THE INVENTION

This invention relates to the preparation of polycarbonates by the melt reaction of a bisphenol with an ester-substituted diaryl carbonate. More particularly, the instant invention relates to the formation under mild conditions of polycarbonates having extremely low levels of Fries rearrangement products and possessing a high level of endcapping.

Polycarbonates, such as bisphenol A polycarbonate, are typically prepared either by interfacial or melt polymerization methods. The reaction of a bisphenol such as bisphenol A (BPA) with phosgene in the presence of water, a solvent such as methylene chloride, an acid acceptor such as sodium hydroxide and a phase transfer catalyst such as triethylamine is typical of the interfacial methodology. The reaction of bisphenol A with a source of carbonate units such as diphenyl carbonate at high temperature in the presence of a catalyst such as sodium hydroxide is typical of currently employed melt polymerization methods. Each method is practiced on a large scale commercially and each presents significant drawbacks.

The interfacial method for making polycarbonate has several inherent disadvantages. First it is a disadvantage to operate a process which requires phosgene as a reactant due to obvious safety concerns. Second it is a disadvantage to operate a process which requires using large amounts of an organic solvent because expensive precautions must be taken to guard against any adverse environmental impact. Third, the interfacial method requires a relatively large amount of equipment and capital investment. Fourth, the polycarbonate produced by the interfacial process is prone to having inconsistent color, higher levels of particulates, and higher chloride content, which can cause corrosion.

The melt method, although obviating the need for phosgene or a solvent such as methylene chloride requires high temperatures and relatively long

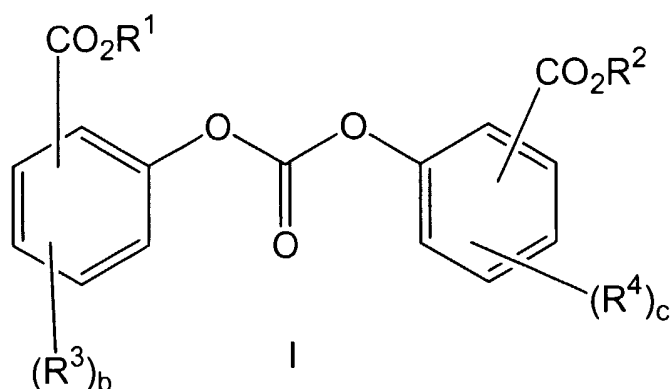
reaction times. As a result, by-products may be formed at high temperature, such as the products arising by Fries rearrangement of carbonate units along the growing polymer chains. Fries rearrangement gives rise to undesired and uncontrolled polymer branching which may negatively impact the polymer's flow properties and performance.

Some years ago, it was reported in U.S. Patent No. 4,323,668 that polycarbonate could be formed under relatively mild conditions by reacting a bisphenol such as BPA with the diaryl carbonate formed by reaction phosgene with methyl salicylate. The method used relatively high levels of transesterification catalysts such as lithium stearate in order to achieve high molecular weight polycarbonate. High catalyst loadings are particularly undesirable in melt polycarbonate reactions since the catalyst remains in the product polycarbonate following the reaction. The presence of a transesterification catalyst in a the polycarbonate may shorten the useful life span of articles made therefrom by promoting increased water absorption, polymer degradation at high temperatures and discoloration.

It would be desirable, therefore, to minimize the amount of catalyst required in the for the melt preparation of polycarbonate from bisphenols and ester substituted diaryl carbonates such as bis-methyl salicyl carbonate.

BRIEF SUMMARY OF THE INVENTION

The present invention provides a method for preparing polycarbonate comprising heating a mixture comprising a catalyst, at least one diaryl carbonate having structure I



wherein R^1 and R^2 are independently $C_1 - C_{20}$ alkyl radicals, $C_4 - C_{20}$ cycloalkyl radicals or $C_4 - C_{20}$ aromatic radicals, R^3 and R^4 are independently at each occurrence a halogen atom, cyano group, nitro group, $C_1 - C_{20}$ alkyl radical, $C_4 - C_{20}$ cycloalkyl radical, $C_4 - C_{20}$ aromatic radical, $C_1 - C_{20}$ alkoxy radical, $C_4 - C_{20}$ cycloalkoxy radical, $C_4 - C_{20}$ aryloxy radical, $C_1 - C_{20}$ alkylthio radical, $C_4 - C_{20}$ cycloalkylthio radical, $C_4 - C_{20}$ arylthio radical, $C_1 - C_{20}$ alkylsulfinyl radical, $C_4 - C_{20}$ cycloalkylsulfinyl radical, $C_4 - C_{20}$ arylsulfinyl radical, $C_1 - C_{20}$ alkylsulfonyl radical, $C_4 - C_{20}$ cycloalkylsulfonyl radical, $C_4 - C_{20}$ arylsulfonyl radical, $C_1 - C_{20}$ alkoxycarbonyl radical, $C_4 - C_{20}$ cycloalkoxycarbonyl radical, $C_4 - C_{20}$ aryloxycarbonyl radical, $C_2 - C_{60}$ alkylamino radical, $C_6 - C_{60}$ cycloalkylamino radical, $C_5 - C_{60}$ arylamino radical, $C_1 - C_{40}$ alkylaminocarbonyl radical, $C_4 - C_{40}$ cycloalkylaminocarbonyl radical, $C_4 - C_{40}$ arylaminocarbonyl radical, and $C_1 - C_{20}$ acylamino radical; and b and c are independently integers 0-4; and at least one dihydroxy aromatic compound, said catalyst comprising at least one source of alkaline earth ions or alkali metal ions, and at least one quaternary ammonium compound, quaternary phosphonium compound or a mixture thereof, said source of alkaline earth ions or alkali metal ions being present in an amount such that between about 10^{-5} and about 10^{-8} moles of alkaline earth metal ions or alkali metal ions are present in the mixture relative per mole of dihydroxy aromatic compound employed, said quaternary ammonium compound, quaternary phosphonium compound or mixture thereof being present in an amount between about 2.5×10^{-3} and about 1×10^{-6} moles per mole of dihydroxy aromatic compound employed.

The present invention further relates to a method for forming polycarbonates by reaction of an ester-substituted diaryl carbonate in which the level of Fries rearrangement product in the product polycarbonate is less than about 1000 parts per million (ppm) and the level of internal ester carbonate linkages in the product polycarbonate is less than about 1 percent of the total number of moles of dihydroxy aromatic compound employed and the level of terminal hydroxy ester groups in the product polycarbonate is less than about 1 percent of the total number of moles of dihydroxy aromatic compound employed.

DETAILED DESCRIPTION OF THE INVENTION

The present invention may be understood more readily by reference to the following detailed description of preferred embodiments of the invention and the examples included therein. In the following specification and the claims which follow, reference will be made to a number of terms which shall be defined to have the following meanings:

The singular forms “a”, “an” and “the” include plural referents unless the context clearly dictates otherwise.

“Optional” or “optionally” means that the subsequently described event or circumstance may or may not occur, and that the description includes instances where the event occurs and instances where it does not.

As used herein the term “polycarbonate” refers to polycarbonates incorporating structural units derived from one or more dihydroxy aromatic compounds and includes copolycarbonates and polyester carbonates.

As used herein, the term “melt polycarbonate” refers to a polycarbonate made by the transesterification of a diaryl carbonate with a dihydroxy aromatic compound.

“BPA” is herein defined as bisphenol A or 2,2-bis(4-hydroxyphenyl)propane.

“Catalyst system” as used herein refers to the catalyst or catalysts that catalyze the transesterification of the bisphenol with the diaryl carbonate in the melt process.

The terms “bisphenol”, “diphenol” and “dihydric phenol” as used herein are synonymous.

“Catalytically effective amount” refers to the amount of the catalyst at which catalytic performance is exhibited.

As used herein the term “Fries product” is defined as a structural unit of the product polycarbonate which upon hydrolysis of the product polycarbonate affords a carboxy-substituted dihydroxy aromatic compound bearing a carboxy group adjacent to one or both of the hydroxy groups of said carboxy-substituted dihydroxy aromatic compound. For example, in bisphenol A polycarbonate prepared by a melt reaction method in which Fries reaction occurs, among the Fries products within the product polycarbonate are those structural units, for example structure VIII below, which afford 2-carboxy bisphenol A upon complete hydrolysis of the product polycarbonate.

The terms “Fries product” and “Fries group” are used interchangeably herein.

The terms “Fries reaction” and “Fries rearrangement” are used interchangeably herein.

As used herein the term “aliphatic radical” refers to a radical having a valence of at least one comprising a linear or branched array of atoms which is not cyclic. The array may include heteroatoms such as nitrogen, sulfur and oxygen or may be composed exclusively of carbon and hydrogen. Examples of aliphatic radicals include methyl, methylene, ethyl, ethylene, hexyl, hexamethylene and the like.

As used herein the term “aromatic radical” refers to a radical having a valence of at least one comprising at least one aromatic group. Examples of aromatic

radicals include phenyl, pyridyl, furanyl, thienyl, naphthyl, phenylene, and biphenyl. The term includes groups containing both aromatic and aliphatic components, for example a benzyl group.

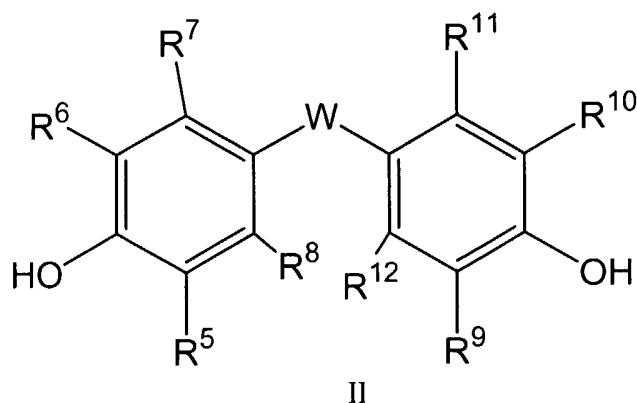
As used herein the term "cycloaliphatic radical" refers to a radical having a valence of at least one comprising an array of atoms which is cyclic but which is not aromatic. The array may include heteroatoms such as nitrogen, sulfur and oxygen or may be composed exclusively of carbon and hydrogen. Examples of cycloaliphatic radicals include cyclopropyl, cyclopentyl cyclohexyl, tetrahydrofuranyl and the like.

In the present invention it has been discovered that extremely low levels of catalyst may be employed to prepare polycarbonate using the melt reaction of an ester substituted diaryl carbonate with a bisphenol. The use of very low catalyst loadings is desirable from at least two perspectives. First, the use of low catalyst levels during melt polymerization tends to suppress the formation of undesired Fries rearrangement products. Second, because residual catalyst present in the polymer tends to decrease the useful life span of articles made from it by increasing water absorption, decreasing thermal stability and promoting discoloration, its minimization is desirable. The polycarbonate prepared by the method of the present invention is free of, or contains undetectable levels of Fries rearrangement products. Moreover, in the absence of an added exogenous monofunctional phenol the product polycarbonate is very highly endcapped with less than 50% of the endgroups being free hydroxyl groups. Where an exogenous monofunctional phenol is added to the polymerization mixture, high levels of incorporation of said phenol are observed. In this manner both the identity of the polymer endgroups and the polymer molecular weight may be controlled in the melt reaction.

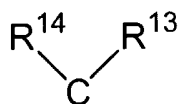
In the process of the present invention an ester-substituted diaryl carbonate having structure I is reacted under melt reaction conditions with at least one dihydroxy aromatic compound in the presence of at least one source of alkaline earth ions or alkali metal ions, and an organic ammonium compound or an organic

phosphonium compound or a combination thereof. Ester-substituted diaryl carbonates I are exemplified by bis-methyl salicyl carbonate (CAS Registry No. 82091-12-1), bis-ethyl salicyl carbonate, bis-propyl salicyl carbonate, bis-butyl salicyl carbonate, bis-benzyl salicyl carbonate, bis-methyl 4-chlorosalicyl carbonate and the like. Typically bis-methyl salicyl carbonate is preferred.

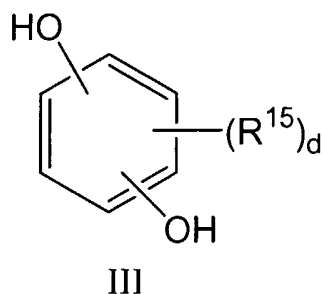
The dihydroxy aromatic compounds of the present invention are selected from the group consisting of bisphenols having structure II,



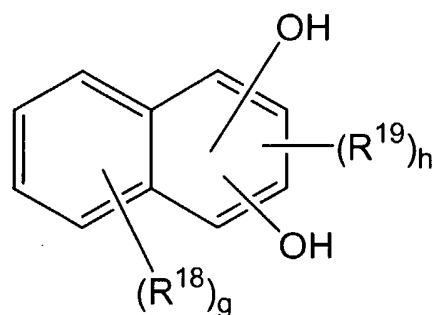
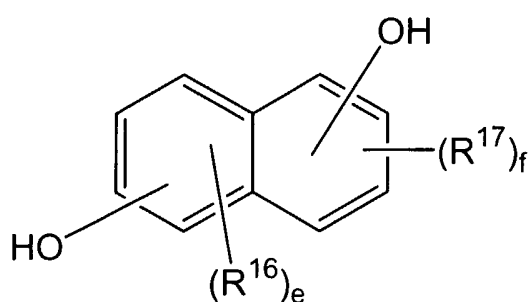
wherein R^5 - R^{12} are independently a hydrogen atom, halogen atom, nitro group, cyano group, C_1 - C_{20} alkyl radical, C_4 - C_{20} cycloalkyl radical, or C_6 - C_{20} aryl radical; W is a bond, an oxygen atom, a sulfur atom, a SO_2 group, a C_6 - C_{20} aromatic radical, a C_6 - C_{20} cycloaliphatic radical or the group



wherein R^{13} and R^{14} are independently a hydrogen atom, C_1 - C_{20} alkyl radical, C_4 - C_{20} cycloalkyl radical, or C_6 - C_{20} aryl radical; or R^{13} and R^{14} together form a C_4 - C_{20} cycloaliphatic ring which is optionally substituted by one or more C_1 - C_{20} alkyl, C_6 - C_{20} aryl, C_5 - C_{21} aralkyl, C_5 - C_{20} cycloalkyl groups or a combination thereof; dihydroxy benzenes having structure III



wherein R^{15} is independently at each occurrence a hydrogen atom, halogen atom, nitro group, cyano group, C_1 - C_{20} alkyl radical, C_4 - C_{20} cycloalkyl radical, C_4 - C_{20} aryl radical, and d is an integer from 0 to 4; and dihydroxy naphthalenes having structures IV and V



wherein R^{16} , R^{17} , R^{18} and R^{19} are independently at each occurrence a hydrogen atom, halogen atom, nitro group, cyano group, C_1 - C_{20} alkyl radical, C_4 - C_{20} cycloalkyl radical, C_4 - C_{20} aryl radical; e and f are integers of from 0 to 3, g is an integer from 0 to 4, and h is an integer from 0 to 2;

Suitable bisphenols II are illustrated by 2,2-bis(4-hydroxyphenyl)propane (bisphenol A); 2,2-bis(3-chloro-4-hydroxyphenyl)propane; 2,2-bis(3-bromo-4-hydroxyphenyl)propane; 2,2-bis(4-hydroxy-3-methylphenyl)propane; 2,2-bis(4-hydroxy-3-isopropylphenyl)propane; 2,2-bis(3-*t*-butyl-4-hydroxyphenyl)propane; 2,2-bis(3-phenyl-4-hydroxyphenyl)propane; 2,2-bis(3,5-dichloro-4-hydroxyphenyl)propane; 2,2-bis(3,5-dibromo-4-

hydroxyphenyl)propane; 2,2-bis(3,5-dimethyl-4-hydroxyphenyl)propane; 2,2-bis(3-chloro-4-hydroxy-5-methylphenyl)propane; 2,2-bis(3-bromo-4-hydroxy-5-methylphenyl)propane; 2,2-bis(3-chloro-4-hydroxy-5-isopropylphenyl)propane; 2,2-bis(3-bromo-4-hydroxy-5-isopropylphenyl)propane; 2,2-bis(3-t-butyl-5-chloro-4-hydroxyphenyl)propane; 2,2-bis(3-bromo-5-t-butyl-4-hydroxyphenyl)propane; 2,2-bis(3-chloro-5-phenyl-4-hydroxyphenyl)propane; 2,2-bis(3-bromo-5-phenyl-4-hydroxyphenyl)propane; 2,2-bis(3,5-disopropyl-4-hydroxyphenyl)propane; 2,2-bis(3,5-di-t-butyl-4-hydroxyphenyl)propane; 2,2-bis(3,5-diphenyl-4-hydroxyphenyl)propane; 2,2-bis(4-hydroxy-2,3,5,6-tetrachlorophenyl)propane; 2,2-bis(4-hydroxy-2,3,5,6-tetrabromophenyl)propane; 2,2-bis(4-hydroxy-2,3,5,6-tetramethylphenyl)propane; 2,2-bis(2,6-dichloro-3,5-dimethyl-4-hydroxyphenyl)propane; 2,2-bis(2,6-dibromo-3,5-dimethyl-4-hydroxyphenyl)propane; 1,1-bis(4-hydroxyphenyl)cyclohexane; 1,1-bis(3-chloro-4-hydroxyphenyl)cyclohexane; 1,1-bis(3-bromo-4-hydroxyphenyl)cyclohexane; 1,1-bis(4-hydroxy-3-methylphenyl)cyclohexane; 1,1-bis(4-hydroxy-3-isopropylphenyl)cyclohexane; 1,1-bis(3-t-butyl-4-hydroxyphenyl)cyclohexane; 1,1-bis(3-phenyl-4-hydroxyphenyl)cyclohexane; 1,1-bis(3,5-dichloro-4-hydroxyphenyl)cyclohexane; 1,1-bis(3,5-dibromo-4-hydroxyphenyl)cyclohexane; 1,1-bis(3,5-dimethyl-4-hydroxyphenyl)cyclohexane; 1,1-bis(3-chloro-4-hydroxy-5-methylphenyl)cyclohexane; 1,1-bis(3-bromo-4-hydroxy-5-methylphenyl)cyclohexane; 1,1-bis(3-chloro-4-hydroxy-5-isopropylphenyl)cyclohexane; 1,1-bis(3-bromo-4-hydroxy-5-isopropylphenyl)cyclohexane; 1,1-bis(3-t-butyl-5-chloro-4-hydroxyphenyl)cyclohexane; 1,1-bis(3-bromo-5-t-butyl-4-hydroxyphenyl)cyclohexane; 1,1-bis(3-chloro-5-phenyl-4-hydroxyphenyl)cyclohexane; 1,1-bis(3-bromo-5-phenyl-4-hydroxyphenyl)cyclohexane; 1,1-bis(3,5-disopropyl-4-hydroxyphenyl)cyclohexane; 1,1-bis(3,5-di-t-butyl-4-hydroxyphenyl)cyclohexane; 1,1-bis(3,5-diphenyl-4-hydroxyphenyl)cyclohexane; 1,1-bis(4-hydroxy-2,3,5,6-tetrachlorophenyl)cyclohexane; 1,1-bis(4-hydroxy-2,3,5,6-tetrabromophenyl)cyclohexane; 1,1-bis(4-hydroxy-2,3,5,6-tetramethylphenyl)cyclohexane; 1,1-bis(2,6-dichloro-3,5-dimethyl-4-

hydroxyphenyl)cyclohexane; 1,1-bis(2,6-dibromo-3,5-dimethyl-4-hydroxyphenyl)cyclohexane; 1,1-bis(4-hydroxyphenyl)-3,3,5-trimethylcyclohexane; 1,1-bis(3-chloro-4-hydroxyphenyl)-3,3,5-trimethylcyclohexane; 1,1-bis(3-bromo-4-hydroxyphenyl)-3,3,5-trimethylcyclohexane; 1,1-bis(4-hydroxy-3-methylphenyl)-3,3,5-trimethylcyclohexane; 1,1-bis(4-hydroxy-3-isopropylphenyl)-3,3,5-trimethylcyclohexane; 1,1-bis(3-t-butyl-4-hydroxyphenyl)-3,3,5-trimethylcyclohexane; 1,1-bis(3-phenyl-4-hydroxyphenyl)-3,3,5-trimethylcyclohexane; 1,1-bis(3,5-dichloro-4-hydroxyphenyl)-3,3,5-trimethylcyclohexane; 1,1-bis(3,5-dibromo-4-hydroxyphenyl)-3,3,5-trimethylcyclohexane; 1,1-bis(3,5-dimethyl-4-hydroxyphenyl)-3,3,5-trimethylcyclohexane; 1,1-bis(3-chloro-4-hydroxy-5-methylphenyl)-3,3,5-trimethylcyclohexane; 1,1-bis(3-bromo-4-hydroxy-5-methylphenyl)-3,3,5-trimethylcyclohexane; 1,1-bis(3-chloro-4-hydroxy-5-isopropylphenyl)-3,3,5-trimethylcyclohexane; 1,1-bis(3-bromo-4-hydroxy-5-isopropylphenyl)-3,3,5-trimethylcyclohexane; 1,1-bis(3-t-butyl-5-chloro-4-hydroxyphenyl)-3,3,5-trimethylcyclohexane; 1,1-bis(3-bromo-5-t-butyl-4-hydroxyphenyl)-3,3,5-trimethylcyclohexane; bis(3-chloro-5-phenyl-4-hydroxyphenyl)-3,3,5-trimethylcyclohexane; 1,1-bis(3-bromo-5-phenyl-4-hydroxyphenyl)-3,3,5-trimethylcyclohexane; 1,1-bis(3,5-disopropyl-4-hydroxyphenyl)-3,3,5-trimethylcyclohexane; 1,1-bis(3,5-di-t-butyl-4-hydroxyphenyl)-3,3,5-trimethylcyclohexane; 1,1-bis(3,5-diphenyl-4-hydroxyphenyl)-3,3,5-trimethylcyclohexane; 1,1-bis(4-hydroxy-2,3,5,6-tetrachlorophenyl)-3,3,5-trimethylcyclohexane; 1,1-bis(4-hydroxy-2,3,5,6-tetrabromophenyl)-3,3,5-trimethylcyclohexane; 1,1-bis(4-hydroxy-2,3,5,6-tetramethylphenyl)-3,3,5-trimethylcyclohexane; 1,1-bis(2,6-dichloro-3,5-dimethyl-4-hydroxyphenyl)-3,3,5-trimethylcyclohexane; 1,1-bis(2,6-dibromo-3,5-dimethyl-4-hydroxyphenyl)-3,3,5-trimethylcyclohexane; 4,4'-dihydroxy-1,1-biphenyl; 4,4'-dihydroxy-3,3'-dimethyl-1,1-biphenyl; 4,4'-dihydroxy-3,3'-dioctyl-1,1-biphenyl; 4,4'-dihydroxydiphenylether; 4,4'-dihydroxydiphenylthioether; 1,3-bis(2-(4-hydroxyphenyl)-2-propyl)benzene; 1,3-bis(2-(4-hydroxy-3-methylphenyl)-2-propyl)benzene; 1,4-bis(2-(4-hydroxyphenyl)-2-propyl)benzene and 1,4-bis(2-(4-hydroxy-3-methylphenyl)-2-propyl)benzene.

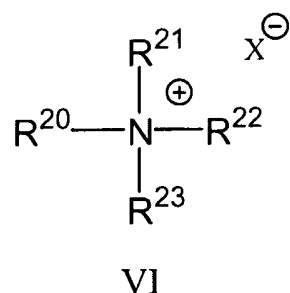
Suitable dihydroxy benzenes III are illustrated by hydroquinone, resorcinol, methylhydroquinone, phenylhydroquinone, 4-phenylresorcinol and 4-methylresorcinol.

Suitable dihydroxy naphthalenes IV are illustrated by 2,6-dihydroxy naphthalene; 2,6-dihydroxy-3-methyl naphthalene; and 2,6-dihydroxy-3-phenyl naphthalene.

Suitable dihydroxy naphthalenes V are illustrated by 1,4-dihydroxy naphthalene; 1,4-dihydroxy-2-methyl naphthalene; 1,4-dihydroxy-2-phenyl naphthalene and 1,3-dihydroxy naphthalene.

The catalyst used in the method of the present invention comprises at least one source of alkaline earth ions or alkali metal ions, and at least one quaternary ammonium compound, quaternary phosphonium compound or a mixture thereof, said source of alkaline earth ions or alkali metal ions being used in an amount such that the amount of alkaline earth or alkali metal ions present in the reaction mixture is in a range between about 10^{-5} and about 10^{-8} moles alkaline earth or alkali metal ion per mole of dihydroxy aromatic compound employed.

The quaternary ammonium compound is selected from the group of organic ammonium compounds having structure VI

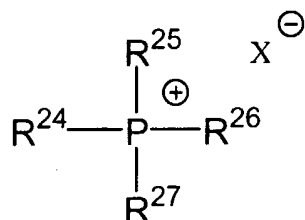


wherein $\text{R}^{20}-\text{R}^{23}$ are independently a $\text{C}_1\text{-C}_{20}$ alkyl radical, $\text{C}_4\text{-C}_{20}$ cycloalkyl radical or a $\text{C}_4\text{-C}_{20}$ aryl radical and X^- is an organic or inorganic anion. In one embodiment of

the present invention anion X^- is selected from the group consisting of hydroxide, halide, carboxylate, sulfonate, sulfate, formate, carbonate, and bicarbonate.

Suitable organic ammonium compounds comprising structure VI are illustrated by tetramethyl ammonium hydroxide, tetrabutyl ammonium hydroxide, tetramethyl ammonium acetate, tetramethyl ammonium formate and tetrabutyl ammonium acetate.

The quaternary phosphonium compound is selected from the group of organic phosphonium compounds having structure VII



VII

wherein $R^{24}-R^{27}$ are independently a C_1-C_{20} alkyl radical, C_4-C_{20} cycloalkyl radical or a C_4-C_{20} aryl radical and X^- is an organic or inorganic anion. In one embodiment of the present invention anion X^- is an anion selected from the group consisting of hydroxide, halide, carboxylate, sulfonate, sulfate, formate, carbonate, and bicarbonate.

Suitable organic phosphonium compounds comprising structure VII are illustrated by tetramethyl phosphonium hydroxide, tetramethyl phosphonium acetate, tetramethyl phosphonium formate, tetrabutyl phosphonium hydroxide, and tetrabutyl phosphonium acetate.

Where X^- is a polyvalent anion such as carbonate or sulfate it is understood that the positive and negative charges in structures VI and VII are properly balanced. For example, where $R^{20}-R^{23}$ in structure VI are each methyl groups and X^- is carbonate, it is understood that X^- represents $\frac{1}{2} (CO_3^{-2})$.

Suitable sources of alkaline earth ions include alkaline earth hydroxides such as magnesium hydroxide and calcium hydroxide. Suitable sources of alkali metal ions include the alkali metal hydroxides illustrated by lithium hydroxide, sodium hydroxide and potassium hydroxide. Other sources of alkaline earth and alkali metal ions include salts of carboxylic acids, such as sodium acetate and derivatives of ethylene diamine tetraacetic acid (EDTA) such as EDTA tetrasodium salt, and EDTA magnesium disodium salt.

In the method of the present invention an ester-substituted diaryl carbonate I, at least one dihydroxy aromatic compound and a catalyst are contacted in a reactor suitable for conducting melt polymerization. The relative amounts of ester-substituted diaryl carbonate and dihydroxy aromatic compound are such that the molar ratio of carbonate I to dihydroxy aromatic compound is in a range between about 1.20 and about 0.8, preferably between about 1.10 and about 0.9 and still more preferably between about 1.05 and about 1.01.

The amount of catalyst employed is such that the amount of alkaline earth metal ion or alkali metal ions present in the reaction mixture is in a range between about 1×10^{-5} and about 1×10^{-8} , preferably between about 5×10^{-5} and about 1×10^{-7} , and still more preferably between about 5×10^{-5} and about 5×10^{-7} moles of alkaline earth metal ion or alkali metal ion per mole dihydroxy aromatic compound employed. The quaternary ammonium compound, quaternary phosphonium compound or a mixture thereof is used in an amount corresponding to about 2.5×10^{-3} and 1×10^{-6} moles per mole dihydroxy aromatic compound employed.

Typically the ester-substituted diaryl carbonate, at least one dihydroxy aromatic compound and the catalyst are combined in a reactor which has been treated to remove adventitious contaminants capable of catalyzing both the transesterification and Fries reactions observed in uncontrolled melt polymerizations of diaryl carbonates with dihydroxy aromatic compounds. Contaminants such as sodium ion adhering to the walls of a glass lined reactor are typical and may be removed by soaking the

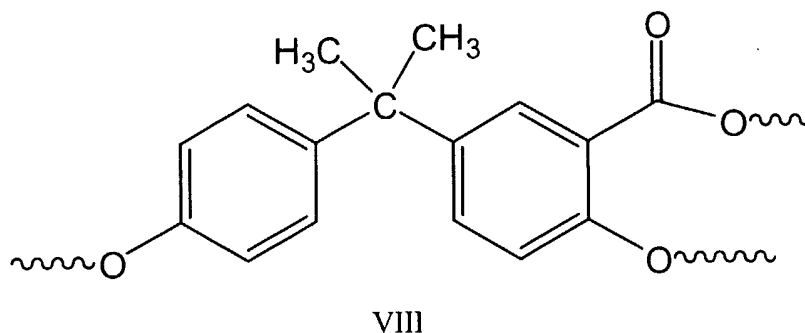
reactor in mild acid, for example 3 normal hydrochloric acid, followed by removal of the acid and soaking the reactor in high purity water, such as deionized water.

In one embodiment of the present invention an ester-substituted diaryl carbonate, such as bis-methyl salicyl carbonate, at least one dihydroxy aromatic compound, such as BPA, and a catalyst comprising alkali metal ions, such as sodium hydroxide, and a quaternary ammonium compound, such as tetramethyl ammonium hydroxide, or a quaternary phosphonium compound, such as tetrabutyl phosphonium acetate, are charged to a reactor and the reactor is purged with an inert gas such as nitrogen or helium. The reactor is then heated to a temperature in a range between about 100°C and about 340°C, preferably between about 100°C and about 280°C, and still more preferably between about 140°C and about 240°C for a period of from about 0.25 to about 5 hours, preferably from about 0.25 to about 2 hours, and still more preferably from about 0.25 hours to about 1.25 hours. While the reaction mixture is heated the pressure over the reaction mixture is gradually reduced from ambient pressure to a final pressure in a range between about 0.001 mmHg and about 400 mmHg, preferably 0.01 mmHg and about 100 mmHg, and still more preferably about 0.1 mmHg and about 10 mmHg.

Control of the pressure over the reaction mixture allows the orderly removal of the phenolic by-product formed when the dihydroxy aromatic compound undergoes a transesterification reaction with a species capable of releasing a phenolic by-product, for example bis-methyl salicyl carbonate or a growing polymer chain endcapped by a methyl salicyl group. As noted above the reaction may be conducted at subambient pressure. In an alternate embodiment of the present invention the reaction may be conducted at slightly elevated pressure, for example a pressure in a range between about 1 and about 2 atmospheres.

As noted, the use of excessive amounts of catalyst may affect negatively the structure and properties of a polycarbonate prepared under melt polymerization conditions. The present invention provides a method of melt polymerization employing a highly effective catalyst system comprising at least one

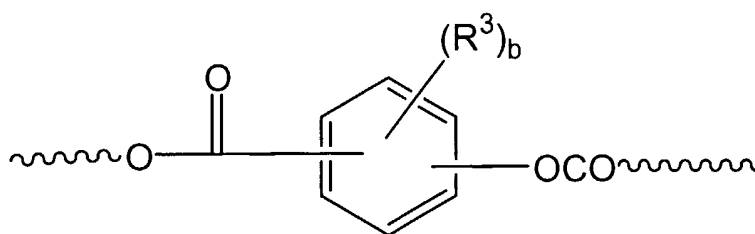
source of alkaline earth or alkali metal ions, and a quaternary ammonium compound or quaternary phosphonium compound or mixture thereof which provides useful reaction rates at very low catalyst concentrations, thereby minimizing the amount of residual catalyst remaining in the product polycarbonate. Limiting the amount of catalyst employed according to the method of the present invention provides a new and useful means of controlling the structural integrity of the product polycarbonate as well. Thus, the method of the present invention provides a product polycarbonate having a weight average molecular weight, as determined by gel permeation chromatography, in a range between about 10,000 and about 100,000 Daltons, preferably between about 15,000 and about 60,000 Daltons, and still more preferably between about 15,000 and about 50,000 Daltons said product polycarbonate having less than about 1000, preferably less than about 500, and still more preferably less than about 100 parts per million (ppm) Fries product. Structure VIII below illustrates



the Fries product structure present in a polycarbonate prepared from bisphenol A. As indicated, the Fries product may serve as a site for polymer branching, the wavy lines indicating polymer chain structure.

In addition to providing a product polycarbonate containing only very low levels of Fries products, the method of the present invention provides polycarbonates containing very low levels of other undesirable structural features which arise from side reactions taking place during melt the polymerization reaction between ester-substituted diaryl carbonates I and dihydroxy aromatic compounds.

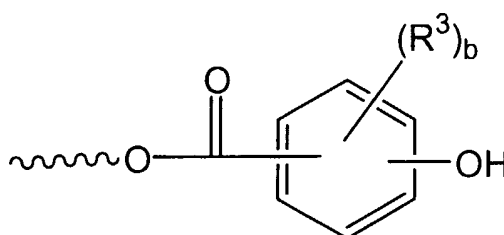
One such undesirable structural feature has structure IX and is termed an internal ester-carbonate linkage. Structure IX is thought to arise by reaction of an ester-substituted phenol by-product, for example methyl salicylate, at its ester carbonyl group with a dihydroxy aromatic compound or a hydroxy group of a growing polymer chain. Further reaction of the ester-substituted phenolic hydroxy group leads to formation of a carbonate linkage. Thus, the ester-substituted phenol by-product of



IX

reaction of an ester-substituted diaryl carbonate with a dihydroxy aromatic compound, may be incorporated into the main chain of a linear polycarbonate. The presence of uncontrolled amounts of ester carbonate linkages in the polycarbonate polymer chain is undesirable.

Another undesirable structural feature present in melt polymerization reactions between ester-substituted diaryl carbonates and dihydroxy aromatic compounds is the ester-linked terminal group having structure X which possesses a



X

free hydroxyl group. Structure X is thought to arise in the same manner as structure IX but without further reaction of the ester-substituted phenolic hydroxy group. The presence of uncontrolled amounts of hydroxy terminated groups such as X is undesirable. In structures VIII, IX and X the wavy line shown as



represents the product polycarbonate polymer chain structure.

The present invention, in sharp contrast to known methods of effecting the melt polymerization of an ester-substituted diaryl carbonate and a dihydroxy aromatic compound, provides a means of limiting the formation of internal ester-carbonate linkages having structure IX as well as ester-linked terminal groups having structure X, during melt polymerization. Thus in a product polycarbonate prepared using the method of the present invention structures, IX and X, when present, represents less than 1 mole percent of the total amount of all structural units present in the product polymer derived from dihydroxy aromatic compounds employed as starting materials for the polymer synthesis.

An additional advantage of the method of the present invention over earlier methods of melt polymerization of ester-substituted diaryl carbonates and dihydroxy aromatic compounds, derives from the fact that the product polymer is endcapped with ester-substituted phenoxy endgroups and contains very low levels, less than about 50 percent, preferably less than about 10 percent, and still more preferably less than about 1 percent, of polymer chain ends bearing free hydroxy groups. The ester substituted terminal groups are sufficiently reactive to allow their displacement by other phenols such as p-cumylphenol. Thus, following the melt polymerization the product polycarbonate may be treated with one or more exogenous phenols to afford a polycarbonate incorporating endgroups derived from the exogenous phenol. The reaction of the ester substituted terminal groups with the exogenous phenol may be carried out in a first formed polymer melt or in a separate step.

In one embodiment of the present invention an exogenous monofunctional phenol, for example p-cumylphenol, is added at the outset of the reaction between the ester substituted diaryl carbonate and the dihydroxy aromatic compound. The product polycarbonate then contains endgroups derived from the exogenous monofunctional phenol. The exogenous monofunctional phenol serves both to control the molecular weight of the product polycarbonate and to determine the identity of the polymer endgroups. The exogenous monofunctional phenol may be added in amounts ranging from about 0.1 to about 10 mole percent, preferably from about 0.5 to about 8 mole percent and still more preferably from about 1 to about 6 mole percent based on the total number of moles of dihydroxyaromatic compound employed in the polymerization. Additional catalyst is not required apart from the catalytically effective amount added to effect the polymerization reaction. Suitable exogenous monofunctional phenols are exemplified by p-cumylphenol; 2,6-xyleneol; 4-t-butylphenol; p-cresol; 1-naphthol; 2-naphthol; cardanol; 3,5-di-t-butylphenol, p-nonylphenol; p-octadecylphenol; and phenol. In alternative embodiments of the present invention the exogenous monofunctional phenol may be added at an intermediate stage of the polymerization or after its completion. In such alternative embodiments the exogenous phenol may exert a controlling effect upon the molecular weight of the product polycarbonate and will control the identity of the polymer terminal groups.

The present invention may be used to prepare polycarbonate products having very low levels (less than 1 ppm) of trace contaminants such as iron, chloride ion, and sodium ion. Where such extremely low levels of trace contaminants is desired it is sufficient to practice the invention using starting materials, ester-substituted diary carbonate and dihydroxy aromatic compound having correspondingly low levels of the trace contaminants in question. For example, the preparation bisphenol A polycarbonate containing less than 1 ppm each of iron, chloride ion and sodium ion may be made by the method of the present invention using starting materials bis-methyl salicyl carbonate and bisphenol A containing less than 1 ppm iron, chloride ion and sodium ion.

The method of the present invention can be conducted as a batch or a continuous process. Any desired apparatus can be used for the reaction. The material and the structure of the reactor used in the present invention is not particularly limited as long as the reactor has an ordinary capability of stirring and the presence of adventitious catalysts can be controlled. It is preferable that the reactor is capable of stirring in high viscosity conditions as the viscosity of the reaction system is increased in later stages of the reaction.

Polycarbonates prepared using the method of the present invention may be blended with conventional additives such as heat stabilizers, mold release agents and UV stabilizers and molded into various molded articles such as optical disks, optical lenses, automobile lamp components and the like. Further, the polycarbonates prepared using the method of the present invention may be blended with other polymeric materials, for example, other polycarbonates, polyestercarbonates, polyesters and olefin polymers such as ABS.

EXAMPLES

The following examples are set forth to provide those of ordinary skill in the art with a detailed description of how the methods claimed herein are evaluated, and are not intended to limit the scope of what the inventors regard as their invention. Unless indicated otherwise, parts are by weight, temperature is in ° C.

Molecular weights are reported as number average (M_n) or weight average (M_w) molecular weight and were determined by gel permeation chromatography (GPC) analysis, using a polycarbonate molecular weight standard to construct a broad standard calibration curve against which polymer molecular weights were determined. The temperature of the gel permeation columns was about 25°C and the mobile phase was chloroform.

Fries content was measured by the KOH methanolysis of resin and is reported as parts per million (ppm). The Fries content for each of the melt

polycarbonates listed in Table 1 was determined as follows. First, 0.50 grams of polycarbonate was dissolved in 4.0 ml of THF (containing *p*-terphenyl as internal standard). Next, 3.0 ml of 18% KOH in methanol was added to this solution. The resulting mixture was stirred for two hours at this temperature. Next, 1.0 ml of acetic acid was added, and the mixture was stirred for 5 minutes. Potassium acetate by-product was allowed to crystallize over 1 hour. The solid was filtered off and the resulting filtrate was analyzed by liquid chromatograph using *p*-terphenyl as the internal standard.

Internal ester-carbonate and terminal hydroxy-ester groups were measured by ^{13}C - and ^{31}P -NMR respectively. Terminal hydroxy ester groups were first derivatized with 2-chloro-1, 3, 2-dioxaphospholane (Aldrich).

Melt polymerization reactions were run in a 100 mL glass reactor adapted for distillation under vacuum equipped with a solid nickel helical agitator. The reactor was configured such that by-product phenol or methyl salicylate could be distilled out of the reaction vessel and condensed in a chilled receiving vessel. Prior to its use, the reactor was soaked in 3N HCl for a period of 12 hours and was then soaked for an additional 12 hours in deionized water (18-Mohm) and placed in a drying oven overnight. Reaction temperature was controlled by immersion of the reactor into a fluidized sand bath equipped with a PID temperature controller. The temperature of the sand bath was monitored at the reactor sand bath interface. The pressure of the reaction vessel was controlled by means of a vacuum pump coupled to a nitrogen bleed. The pressure within the reactor was measured with an MKS pirani gauge. Sodium hydroxide (J.T. Baker, 1×10^{-6} mole per mole bisphenol A) and tetramethyl ammonium hydroxide (Sachem, 2.5×10^{-4} mole per mole bisphenol A) or tetrabutyl phosphonium acetate (Sachem, 2.5×10^{-4} mole per mole bisphenol A) were added as solutions in deionized (18 Mohm) water. Where the catalyst level was varied, the concentration of the catalyst solution was adjusted such that the volume of water introduced in the catalyst introduction step was held constant.

Examples 1-3 and Comparative Examples 1-4

The reactor was charged at ambient temperature and pressure with solid bisphenol A (General Electric Plastics Japan Ltd., 0.08761 mol) and solid bis-methyl salicyl carbonate (0.0880-0.0916 mol) or solid diphenyl carbonate (General Electric Plastics Japan Ltd., 0.0946 mol). In some instances a monofunctional phenol such as p-cumylphenol (0.0027- 0.0088 mol) was added in order to limit the molecular weight of the polymer and control chain endgroup identity. The catalyst was then injected into the bisphenol A layer and the reactor was assembled. The reactor was then evacuated briefly and nitrogen was reintroduced. This step was repeated three times. The reactor was then lowered into the sand bath maintained at 180°C. After a five minute period stirring at 250 rpm was initiated. After a total of 10 minutes the reaction mixture had fully melted. The temperature of the bath was raised to 210°C over a five minute period. The pressure in the reactor was then reduced to 180 mmHg at which point the phenolic by-product began to distill from the reaction vessel into the receiving vessel. The reaction mixture was held at 210°C and 180 mmHg for 20 minutes. The pressure was then lowered to 100 mmHg stirred for an additional 20 minutes after which time the temperature was raised to 240 °C over a five minute period. The pressure was then lowered to 15 mmHg and the reaction mixture was stirred at 240°C at 15 mmHg for 20 minutes. The temperature was then raised to 270°C over a five minute period and the pressure was then lowered to 2 mmHg. The reaction mixture was stirred at 270°C at 2 mmHg for 10 minutes. The temperature was then raised to 310°C over a ten minute period and the pressure was lowered to 1.1 mmHg. The reaction mixture was stirred at 310°C at 1.1 mmHg for 30 minutes after which the reaction vessel was raised from the sand bath and the molten product polymer was scooped from the reaction vessel into a liquid nitrogen bath in order to quench the reaction.

Data for Examples 1-3 and Comparative Examples 1-5 are gathered in Table 1 and illustrate the utility of the method of the present invention. In the Comparative Examples 1-5 and Examples 1-3 no p-cumylphenol was added as a chainstopper. The column heading "DAC" indicates which diaryl carbonate was employed. "DPC" is diphenyl carbonate used in Comparative-Example 1 (CE-1).

“BMSC” is bis-methyl salicyl carbonate. The ratio “DAC/BPA” represents the initial molar ratio of diaryl carbonate to bisphenol A employed in the reaction. “ M_n ” represents number average molecular weight of the product polymer. “Fries level” indicates the concentration of Fries rearrangement product present in the product polymer. Fries levels were determined by complete solvolysis (KOH catalyzed methanolysis) of the product polymer and quantitative measurement of the amount of Fries product, 2-carboxybisphenol A (CAS No. 101949-49-9), present by HPLC. “EC (%)” represents the percentage of polymer chain ends not terminating in a hydroxyl group. Hydroxyl endgroup concentrations were determined by quantitative infrared spectroscopy. Phenol and salicyl endgroups were determined by HPLC analysis after product solvolysis.

TABLE 1 REACTION OF BPA WITH DIARYLCARBONATE (DAC)

Example	DAC	DAC/BPA	M_n	Fries level	EC(%)
CE-1	DPC	1.08	6250	946	41%
Example 1	BMSC	1.08	4293	not detected	>99%
Example 2	BMSC	1.04	8499	not detected	>99%
Example 3	BMSC	1.02	13762	not detected	98%
CE-2 ¹	BMSC	1.04	7683	43	
CE-3 ²	BMSC	1.04	7892	282	
CE-4 ³	BMSC	1.04	gel	8502	
CE-5 ³	BMSC	1.0	5910	98	47%

¹ Catalyst was NaOH at 1×10^{-6} mole per mole BPA ² Catalyst was tetrabutylphosphonium acetate at 2.5×10^{-4} mole per mole BPA ³ Catalyst was lithium stearate at 1×10^{-3} moles per mole BPA

Comparative Example 1 highlights differences between melt polymerization behavior of DPC and BMSC in reactions with bisphenol A. Melt polymerization using BMSC (Example 1) affords an undetectable level of Fries product and a very high level of endcapping, whereas melt polymerization using DPC under the same conditions using the same catalyst as that used in Example 1 leads to a high level (946 ppm) of Fries product and a far lower endcapping level. Examples 1-3 illustrate the melt polymerization of BMSC with BPA according to the method of

the present invention which affords polycarbonate containing undetectable levels of Fries product and very high endcapping levels.

According to the method of the present invention the catalyst comprises at least one source of alkaline earth ions or alkali metal ions, and at least one quaternary ammonium compound, quaternary phosphonium compound or a mixture thereof. Comparative Examples 2 and 3 illustrate this requirement. In Comparative Example 2, a source of alkali metal ions, NaOH, was present but no quaternary ammonium compound or quaternary phosphonium compound was present. In Comparative Example, 3 a quaternary phosphonium compound, tetra butyl phosphonium acetate, was present but no source of alkali metal ions was present. In both instances detectable levels of Fries product were observed.

The data in Table 1 further illustrate the superiority of the method of the present invention over earlier polymerization methods using BMSC. Comparative Examples 4 and 5 show the effect of using lithium stearate at a level (1×10^{-3} mole per mole BPA) taught by US Patent 4, 323, 668. Comparative Example 4 was run using the protocol used in Examples 1-3 and the product polycarbonate showed such a high level of Fries product that its molecular weight could not be determined due to the very high level of branching which occurred. The product polycarbonate was recovered as a gel which could not be dissolved for gel permeation chromatography. Comparative Example 5 was run under a milder temperature regime, the maximum temperature was 260°C (See below), than that used in Examples 1-3 and Comparative Examples 1-4, yet nonetheless the product polymer contained a significant amount of Fries product, 98 ppm.

Comparative Example No. 5 (CE-5, Table 1)

The reactor, equipped and passivated as described above, was charged at ambient temperature and pressure with solid bisphenol A (General Electric Plastics Japan Ltd., 0.100 mol) and solid bis-methyl salicyl carbonate (0.100). Lithium stearate catalyst (Kodak, 1×10^{-3} mole per mole bisphenol A) was added as a solid

and the reactor was assembled. The reactor was then evacuated briefly and nitrogen was reintroduced. The degassing step was repeated three times. The reactor was then lowered into the sand bath maintained at 150°C. After a five minute period stirring at 250 rpm was initiated. These conditions were maintained for 60 minutes. The temperature of the bath was then raised to 260°C. The pressure in the reactor was then reduced to 10 mmHg at which point the methyl salicylate by-product began to distill from the reaction vessel into the receiving vessel. The reaction mixture was held at 260°C and 10 mmHg for 10 minutes after which the reaction vessel was raised from the sand bath and the molten product polymer was scooped from the reaction vessel into a liquid nitrogen bath in order to quench the reaction. The product polycarbonate was characterized by gel permeation chromatography and found to have $M_w = 14353$ $M_n = 5910$. The level of Fries product was determined to be 98 ppm.

As noted, it has been found that the inclusion of an exogenous phenol such as p-cumylphenol in the melt reaction of a bisphenol with an ester-substituted diaryl carbonate according to the method of the present invention affords polycarbonate containing p-cumylphenol endgroups. Data are gathered in Table 2 which demonstrate the surprising efficiency of this transformation relative to the analogous reaction using diphenyl carbonate (DPC). Comparative Example 7 illustrates the low levels of PCP incorporation in the product polycarbonate encountered when a mixture of a bisphenol, DPC and an endcapping agent, p-cumylphenol (PCP) are reacted in the melt. Conversely, Example 5 conducted utilizing the method of the present invention reveals a high level of PCP incorporation. In the polycarbonate product formed in Comparative Example 7 roughly half of the endgroups were found by NMR to be derived from PCP and half derived from phenol.

TABLE 2 REACTION OF BPA WITH DAC IN THE PRESENCE OF PCP

Example	DAC	DAC/BPA	PCP	M_n	EC(%)	%PCP
CE-6	DPC	1.08	---	6250	41%	---
CE-7	DPC	1.08	3.05	5674	60%	25%

Example 4	BMSC	1.04	---	8499	100%	---
Example 5	BMSC	1.03	5.07	9744	99%	97%

The invention has been described in detail with particular reference to preferred embodiments thereof, but it will be understood by those skilled in the art that variations and modifications can be effected within the spirit and scope of the invention.

WHAT IS CLAIMED IS:

1. A method of preparing polycarbonate comprising heating a mixture comprising a catalyst, at least one diaryl carbonate having structure I

wherein R^1 and R^2 are independently $C_1 - C_{20}$ alkyl radicals, $C_4 - C_{20}$ cycloalkyl radicals or $C_4 - C_{20}$ aromatic radicals, R^3 and R^4 are independently at each occurrence a halogen atom, cyano group, nitro group, $C_1 - C_{20}$ alkyl radical, $C_4 - C_{20}$ cycloalkyl radical, $C_4 - C_{20}$ aromatic radical, $C_1 - C_{20}$ alkoxy radical, $C_4 - C_{20}$ cycloalkoxy radical, $C_4 - C_{20}$ aryloxy radical, $C_1 - C_{20}$ alkylthio radical, $C_4 - C_{20}$ cycloalkylthio radical, $C_4 - C_{20}$ arylthio radical, $C_1 - C_{20}$ alkylsulfinyl radical, $C_4 - C_{20}$ cycloalkylsulfinyl radical, $C_4 - C_{20}$ arylsulfinyl radical, $C_1 - C_{20}$ alkylsulfonyl radical, $C_4 - C_{20}$ cycloalkylsulfonyl radical, $C_4 - C_{20}$ arylsulfonyl radical, $C_1 - C_{20}$ alkoxycarbonyl radical, $C_4 - C_{20}$ cycloalkoxycarbonyl radical, $C_4 - C_{20}$ aryloxycarbonyl radical, $C_2 - C_{60}$ alkylamino radical, $C_6 - C_{60}$ cycloalkylamino radical, $C_5 - C_{60}$ arylamino radical, $C_1 - C_{40}$ alkylaminocarbonyl radical, $C_4 - C_{40}$ cycloalkylaminocarbonyl radical, $C_4 - C_{40}$ arylaminocarbonyl radical, and $C_1 - C_{20}$ acylamino radical; and b and c are independently integers 0-4; and at least one dihydroxy aromatic compound, said catalyst comprising at least one source of alkaline earth ions or alkali metal ions, and at least one quaternary ammonium compound, quaternary phosphonium compound or a mixture thereof, said source of alkaline earth ions or alkali metal ions being present in an amount such that between about 10^{-5} and about 10^{-8} moles of alkaline earth metal ions or alkali metal ions are present in the mixture per mole of dihydroxy aromatic compound employed, said quaternary ammonium compound, quaternary phosphonium compound or mixture thereof being present in an amount between about 2.5×10^{-3} and about 1×10^{-6} moles per mole of dihydroxy aromatic compound employed.

2. A method according to claim 1 wherein said dihydroxy aromatic compound selected from the group consisting of bisphenols having structure II,

wherein R^5 - R^{12} are independently a hydrogen atom, halogen atom, nitro group, cyano group, C_1 - C_{20} alkyl radical, C_4 - C_{20} cycloalkyl radical, or C_6 - C_{20} aryl radical; W is a bond, an oxygen atom, a sulfur atom, a SO_2 group, a C_6 - C_{20} aromatic radical, a C_6 - C_{20} cycloaliphatic radical or the group

wherein R^{13} and R^{14} are independently a hydrogen atom, C_1 - C_{20} alkyl radical, C_4 - C_{20} cycloalkyl radical, or C_4 - C_{20} aryl radical; or R^{13} and R^{14} together form a C_4 - C_{20} cycloaliphatic ring which is optionally substituted by one or more C_1 - C_{20} alkyl, C_6 - C_{20} aryl, C_5 - C_{21} aralkyl, C_5 - C_{20} cycloalkyl groups or a combination thereof; dihydroxy benzenes having structure III

wherein R^{15} is independently at each occurrence a halogen atom, nitro group, cyano group, C_1 - C_{20} alkyl radical, C_4 - C_{20} cycloalkyl radical, C_4 - C_{20} aryl radical; and d is an integer from 0 to 4; and dihydroxy naphthalenes having structures IV and V

wherein R^{16} , R^{17} , R^{18} and R^{19} are independently at each occurrence a halogen atom, nitro group, cyano group, C_1 - C_{20} alkyl radical, C_4 - C_{20} cycloalkyl radical, C_4 - C_{20} aryl radical; e and f are integers of from 0 to 3, g is an integer from 0 to 4, and h is an integer from 0 to 2.

3. A method according to claim 1 wherein said quaternary ammonium compound comprises structure VI

wherein R^{20} - R^{23} are independently a C_1 - C_{20} alkyl radical, C_4 - C_{20} cycloalkyl radical or a C_4 - C_{20} aryl radical and X^- is an organic or inorganic anion.

4. A method according to claim 3 wherein R^{20} - R^{23} are independently C_1 - C_5 alkyl.

5. A method according to claim 4 wherein R^{20} - R^{23} are each methyl radicals.

6. A method according to claim 2 wherein said anion is selected from the group consisting of hydroxide, halide, carboxylate, sulfonate, sulfate, carbonate, and bicarbonate.

7. A method according to claim 1 wherein said quaternary ammonium compound is tetramethyl ammonium hydroxide.

8. A method according to claim 1 wherein said phosphonium compound comprises structure VII

wherein R^{24} – R^{27} are independently a C_1 – C_{20} alkyl radical, C_4 – C_{20} cycloalkyl radical or a C_4 – C_{20} aryl radical and X^- is an organic or inorganic anion.

9. A method according to claim 8 wherein R^{24} – R^{27} are independently C_1 – C_5 alkyl.

10. A method according to claim 9 wherein R^{24} – R^{27} are each methyl radicals.

11. A method according to claim 8 wherein said anion is selected from the group consisting of hydroxide, halide, carboxylate, sulfonate, sulfate, carbonate, and bicarbonate.

12. A method according to claim 1 wherein said quaternary phosphonium compound is tetrabutyl phosphonium hydroxide.

13. A method according to claim 1 wherein said source of alkaline earth or alkali metal ions is an alkali metal hydroxide, an alkaline earth metal hydroxide or a mixture thereof.

14. A method according to claim 13 wherein said alkali metal hydroxide is lithium hydroxide, sodium hydroxide, potassium hydroxide or a mixture thereof.

15. A method according to claim 1 wherein said source of alkaline earth or alkali metal ions is a salt of EDTA.

16. A method according to claim 15 wherein said salt of EDTA is EDTA magnesium disodium salt.

17. A method according to claim 1 wherein said mixture is heated to a temperature in a range between about 100°C and about 340°C.

18. A method according to claim 17 wherein said mixture is heated to a temperature in a range between about 100°C and about 280°C.

19. A method according to claim 18 wherein said mixture is heated to a temperature in a range between about 140°C and about 240°C.

20. A method according to claim 1 wherein said mixture is heated at subambient pressure.

21. A method according to claim 20 wherein said pressure is in a range between about 0.00001 and about 0.9 atmospheres.

22. A method according to claim 1 wherein said mixture is heated at ambient or suprambient pressure.

23. A method according to claim 22 wherein said pressure is in a range between about 1 and about 2 atmospheres.

24. A method according to claim 1 wherein diaryl carbonate 1 is bis-methyl salicyl carbonate.

25. A method according to claim 24 wherein the end groups are derived from methyl salicylate.

26. A method according to claim 2 wherein bisphenol II is selected from the group consisting of 2,2-bis(4-hydroxyphenyl)propane (bisphenol-A); bis(4-

hydroxy-3-methylphenyl)cyclohexane; 2,2-bis(4-hydroxy-3-methylphenyl)propane; bis(4-hydroxyphenyl)methane; 1,1-bis(4-hydroxyphenyl)ethane;; 2,2-bis(4-hydroxyphenyl)butane; 2,2-bis(4-hydroxyphenyl)octane; 2,2-bis(4-hydroxy-3-tert-butylphenyl)propane; 1,1-bis(4-hydroxy-3-sec-butylphenyl) propane; 2,2-bis(4-hydroxy-3-bromophenyl)propane; 1,1-bis(4-hydroxyphenyl)cyclopentane; 1,1-bis(4-hydroxyphenyl)cyclohexane; and 4,4'-dihydroxydiphenyl ether.

27. A method according to claim 26 wherein bisphenol II is bisphenol A.

28. A method according to claim 1, said mixture further comprising at least one exogenous monofunctional phenol.

29. A method according to claim 28 wherein said polycarbonate comprises endgroups derived from an exogenous monofunctional phenol.

30. A method according to claim 29 wherein said end groups are derived from said monofunctional phenols selected from the group consisting of 2,6-xyleneol, p-t-butylphenol, p-cresol, cardanol, p-cumylphenol, p-nonylphenol, p-octadecylphenol, 1-naphthol, and 2-naphthol.

31. A method according to claim 1 wherein said dihydroxy aromatic compound contains less than 1.0 parts per million each of sodium ion, iron and chloride.

32. A method according to claim 1 wherein said polycarbonate contains less than 1.0 parts per million each of sodium ion, iron and chloride.

33. A molded article prepared from the polycarbonate made by the method of claim 32.

34. A method of preparing bisphenol A polycarbonate comprising heating a mixture of bisphenol A with from about 0.8 to about 1.10 molar equivalents of bis-methyl salicyl carbonate at a temperature in a range between about 140°C and

about 240°C, and a pressure in a range between about 0.01 mmHg and about 760 mmHg, in the presence of a catalyst comprising sodium hydroxide and a quaternary ammonium compound or quaternary phosphonium compound, said sodium hydroxide being present in an amount in a range between about 1×10^{-5} and about 1×10^{-8} moles sodium hydroxide per mole starting bisphenol A, said quaternary ammonium compound or quaternary phosphonium compound being present in an amount between about 2.5×10^{-3} and about 2.5×10^{-6} moles per mole starting bisphenol A.

35. A method according to claim 34 wherein the quaternary ammonium compound is tetramethyl ammonium hydroxide.

36. A method according to claim 34 wherein the quaternary phosphonium compound is tetrabutyl phosphonium acetate.

37. A method of preparing bisphenol A polycarbonate comprising heating a mixture of bisphenol A with from about 0.8 to about 1.10 molar equivalents, based on moles of bisphenol A, of bis-methyl salicyl carbonate, and about 0.1 mole percent to 10 mole percent based upon the number of moles of bisphenol A employed, of a monofunctional phenol, at a temperature in a range between about 140°C and about 240°C, and a pressure in a range between about 0.01 mmHg and about 760 mmHg, in the presence of a catalyst comprising sodium hydroxide and a quaternary ammonium compound or quaternary phosphonium compound, said sodium hydroxide being present in an amount in a range between about 1×10^{-5} and about 1×10^{-8} moles sodium hydroxide per mole starting bisphenol A, said quaternary ammonium compound or quaternary phosphonium compound being present in an amount between about 2.5×10^{-3} and about 2.5×10^{-6} moles per mole starting bisphenol A.

38. A method according to claim 35 in which the monofunctional phenol is selected from the group comprising 2,6-xyleneol, p-t-butylphenol, p-cresol, cardanol, p-cumylphenol, p-nonylphenol, p-octadecylphenol, 1-naphthol, and 2-naphthol.

INTERNATIONAL SEARCH REPORT

International Application No

PCT/US 02/15364

A. CLASSIFICATION OF SUBJECT MATTER

IPC 7 C08G64/30 C08G64/14 C08G64/00 C08G64/04

According to International Patent Classification (IPC) or to both national classification and IPC

B. FIELDS SEARCHED

Minimum documentation searched (classification system followed by classification symbols)

IPC 7 C08G

Documentation searched other than minimum documentation to the extent that such documents are included in the fields searched

Electronic data base consulted during the international search (name of data base and, where practical, search terms used)

WPI Data, EPO-Internal

C. DOCUMENTS CONSIDERED TO BE RELEVANT

Category *	Citation of document, with indication, where appropriate, of the relevant passages	Relevant to claim No.
Y	EP 0 360 578 A (GE PLASTICS JAPAN LTD) 28 March 1990 (1990-03-28) page 2, line 21 -page 6, line 2 page 6, line 52 -page 8, line 19 page 8, line 30 - line 50	1-32, 34-38
X	claims 9-14 ---	33
Y	US 4 323 668 A (BRUNELLE DANIEL J) 6 April 1982 (1982-04-06) cited in the application column 2, line 1 -column 4, line 15; claims 1-9	1-32, 34-38
X	column 5, line 60 -column 6, line 10 Examples --- -/--	33

☒ Further documents are listed in the continuation of box C.☒ Patent family members are listed in annex.

* Special categories of cited documents :

A document defining the general state of the art which is not considered to be of particular relevance

E earlier document but published on or after the international filing date

L document which may throw doubts on priority claim(s) or which is cited to establish the publication date of another citation or other special reason (as specified)

O document referring to an oral disclosure, use, exhibition or other means

P document published prior to the international filing date but later than the priority date claimed

T later document published after the international filing date or priority date and not in conflict with the application but cited to understand the principle or theory underlying the invention

X document of particular relevance; the claimed invention cannot be considered novel or cannot be considered to involve an inventive step when the document is taken alone

Y document of particular relevance; the claimed invention cannot be considered to involve an inventive step when the document is combined with one or more other such documents, such combination being obvious to a person skilled in the art.

& document member of the same patent family

Date of the actual completion of the international search

19 September 2002

Date of mailing of the international search report

02/10/2002

Name and mailing address of the ISA

European Patent Office, P.B. 5818 Patentlaan 2
NL - 2280 HV Rijswijk
Tel. (+31-70) 340-2040, Tx. 31 651 epo nl,
Fax: (+31-70) 340-3016

Authorized officer

Zeslawski, W

INTERNATIONAL SEARCH REPORT

International Application No

PCT/US 02/15364

C.(Continuation) DOCUMENTS CONSIDERED TO BE RELEVANT

Category *	Citation of document, with indication, where appropriate, of the relevant passages	Relevant to claim No.
A	US 6 252 035 B1 (SMIGELSKI JR PAUL MICHAEL ET AL) 26 June 2001 (2001-06-26) column 1, line 64-67 column 2, line 39 -column 6, line 46	1-32, 34-38
X	Examples	33
A	----- EP 0 764 673 A (ICI PLC) 22 January 1997 (1997-01-22) page 3, line 22 -page 8, line 44 page 13, line 46 -page 15, line 17 -----	1-38

INTERNATIONAL SEARCH REPORT

Information on patent family members

International Application No

PCT/US 02/15364

Patent document cited in search report	Publication date	Patent family member(s)	Publication date
EP 0360578	A	28-03-1990	AT 169316 T 15-08-1998
		BR 8904803 A	01-05-1990
		DE 68928766 D1	10-09-1998
		DE 68928766 T2	25-03-1999
		EP 0360578 A2	28-03-1990
		ES 2121739 T3	16-12-1998
		JP 2175723 A	09-07-1990
		JP 7039483 B	01-05-1995
		KR 9304609 B1	01-06-1993
		SG 73353 A1	20-06-2000
		US 5151491 A	29-09-1992
		US 5276129 A	04-01-1994
US 4323668	A	06-04-1982	NONE
US 6252035	B1	26-06-2001	AU 7847100 A 04-06-2001
		EP 1237981 A1	11-09-2002
		WO 0138418 A1	31-05-2001
EP 0764673	A	26-03-1997	DE 69605167 D1 23-12-1999
		DE 69605167 T2	14-09-2000
		EP 0764673 A2	26-03-1997
		JP 10036497 A	10-02-1998
		US 5696222 A	09-12-1997