

- [54] **SHOE SOLE**
- [75] Inventor: **Takashi Arai**, Kobe, Japan
- [73] Assignee: **ASICS Corporation**, Hyogo, Japan
- [\*\*] Term: **14 Years**
- [21] Appl. No.: **432,212**
- [22] Filed: **Nov. 6, 1989**
- [30] **Foreign Application Priority Data**  
 May 12, 1989 [JP] Japan ..... 1-17505
- [52] **U.S. Cl.** ..... **D2/320; D2/317**
- [58] **Field of Search** ..... **D2/264, 265, 274, 308-314, D2/317-322; 36/25 R, 30 R, 32 R, 59 R, 59 C, 132, 112-116, 126-128, 136, 67 R-67 D**

- [56] **References Cited**  
**U.S. PATENT DOCUMENTS**  
 D. 163,744 6/1951 Capen ..... D2/320  
 D. 272,772 2/1984 Kohno ..... D2/320  
 D. 291,743 9/1987 Inohara et al. .... D2/320  
 D. 295,231 4/1988 Heyes ..... D2/320  
 1,827,515 10/1931 Goldenberg ..... D2/317 X

4,590,693 5/1986 Kanashima et al. .... 36/67 D

**FOREIGN PATENT DOCUMENTS**

707276 3/1987 Japan .  
707316 3/1987 Japan .

*Primary Examiner*—Louis S. Zarfaz  
*Attorney, Agent, or Firm*—Nixon & Vanderhye

[57] **CLAIM**

The ornamental design for a shoe sole, as shown and described.

**DESCRIPTION**

FIG. 1 is a perspective view of a shoe sole showing my new design in a position of use. The broken line showing of the shoe in FIG. 1 is for illustrative purposes only and forms no part of the claimed design;

FIG. 2 is a front elevational view thereof;

FIG. 3 is a left side elevational view thereof;

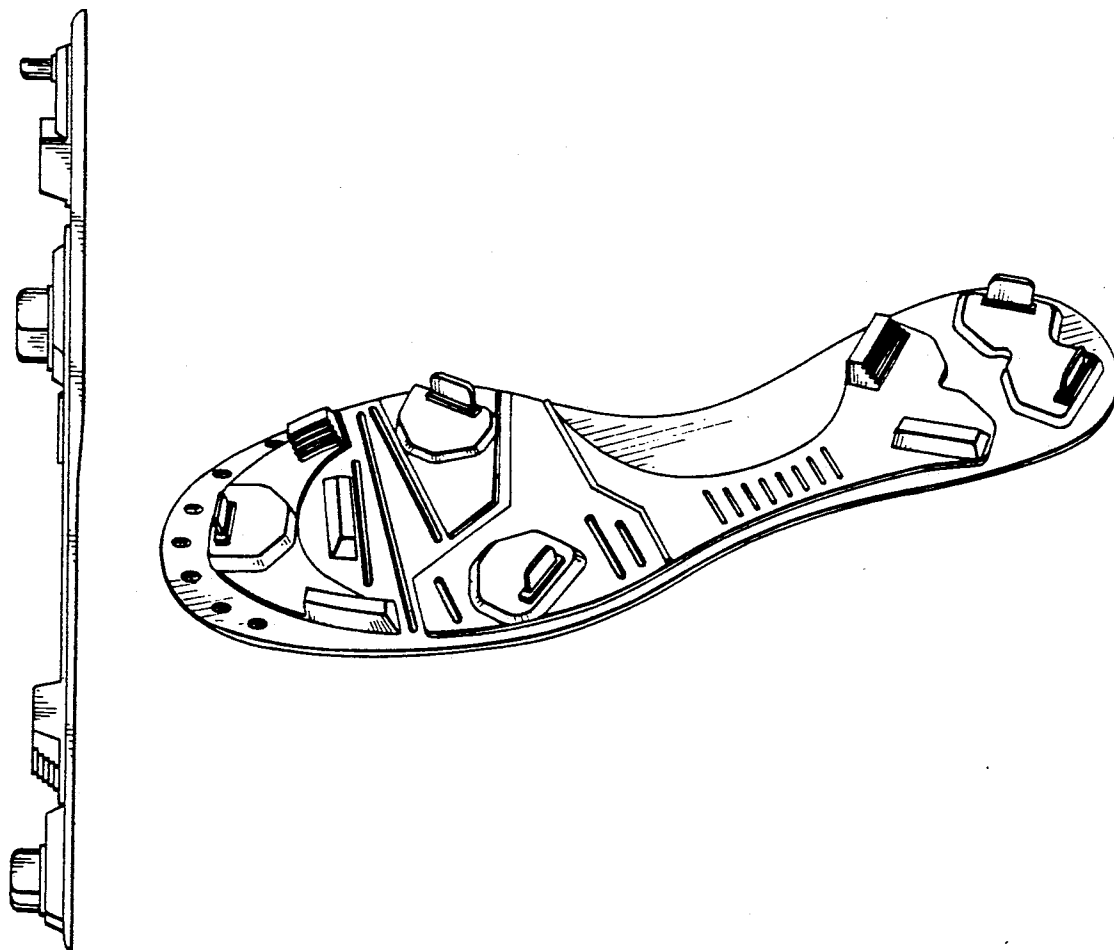
FIG. 4 is a right side elevational view thereof;

FIG. 5 is a rear elevational view thereof;

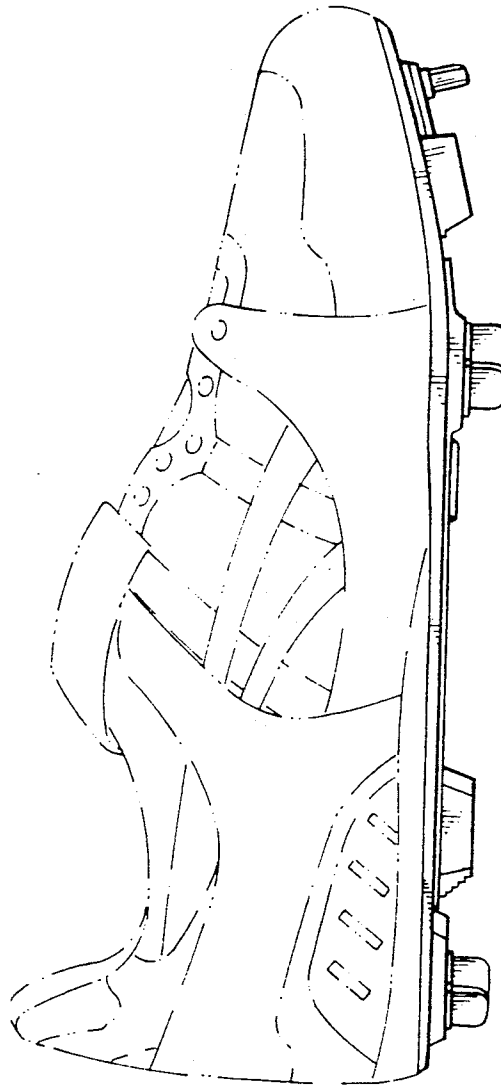
FIG. 6 is a top plan view thereof;

FIG. 7 is a bottom plan view thereof; and

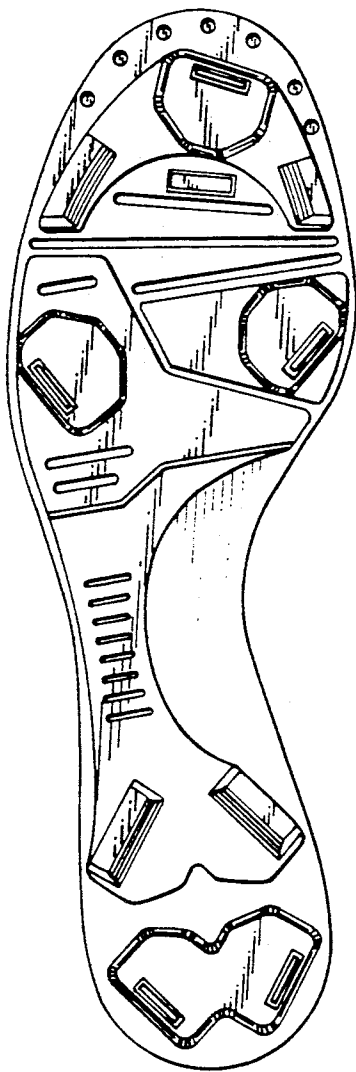
FIG. 8 is a perspective view thereof.



*Fig. 1*



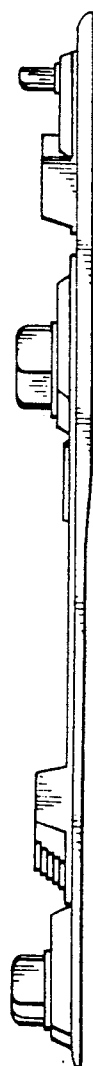
*Fig. 2*



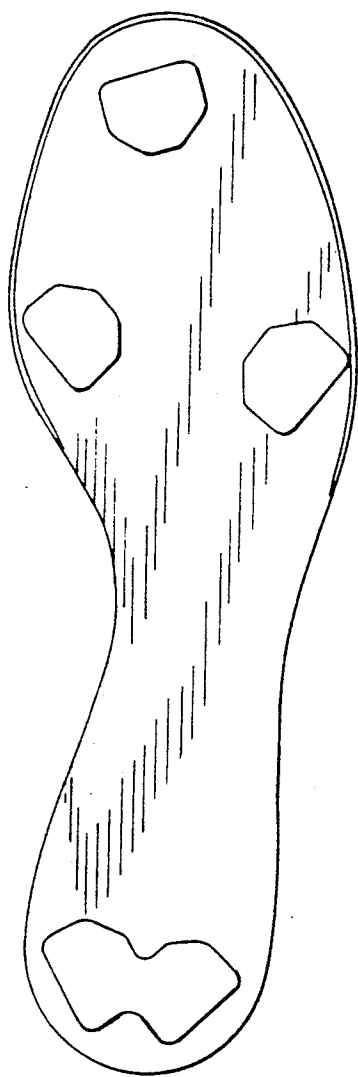
*Fig. 3*




*Fig. 4*



*Fig.5*



*Fig.6*



*Fig.7*




Fig. 8

