
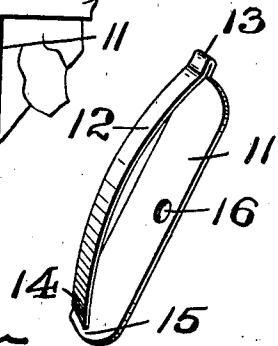
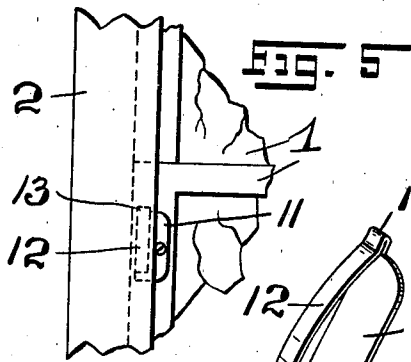
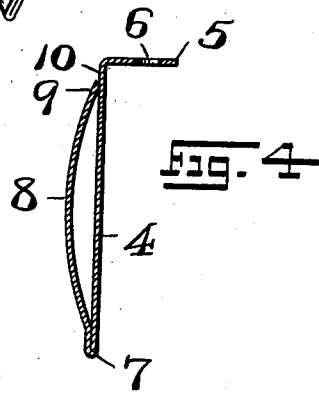
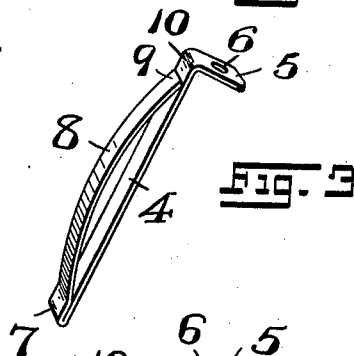
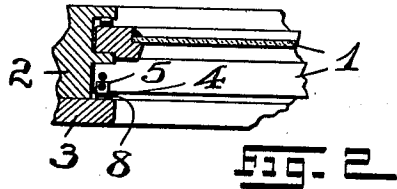
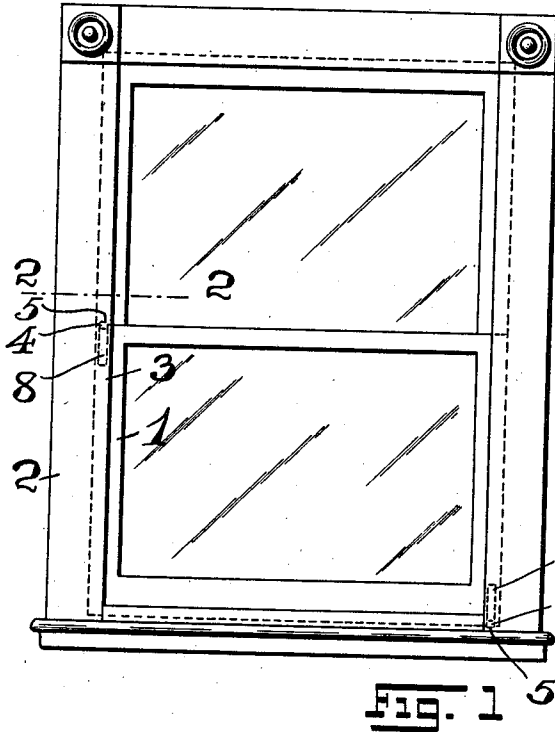


No. 862,302.

PATENTED AUG. 6, 1907.

T. J. BENEDICT.
ANTIRATTLING SASH HOLDER.
APPLICATION FILED JAN. 31, 1907.



WITNESSES:
Frederick Amison
Amos N. Alter

FIG. 6

INVENTOR:
Terah J. Benedict
BY
Fraentzel and Richards,
ATTORNEYS.

UNITED STATES PATENT OFFICE.

TERAH J. BENEDICT, OF EAST ORANGE, NEW JERSEY, ASSIGNOR OF ONE-THIRD TO FRANK E. BENEDICT, OF NEWARK, NEW JERSEY, AND ONE-THIRD TO CHARLES M. LUM, OF SUMMIT, NEW JERSEY.

ANTIRATTLING SASH-HOLDER.

No. 862,302.

Specification of Letters Patent.

Patented Aug. 6, 1907.

Application filed January 31, 1907. Serial No. 354,965.

To all whom it may concern:

Be it known that I, TERAH J. BENEDICT, a citizen of the United States, residing at East Orange, in the county of Essex and State of New Jersey, have invented certain new and useful Improvements in Anti-rattling Sash-Holders; and I do hereby declare the following to be a full, clear, and exact description of the invention, such as will enable others skilled in the art to which it appertains to make and use the same, reference being had to the accompanying drawings, and to letters of reference marked thereon, which form a part of this specification.

This invention has reference to that class of devices known in the art as anti-rattlers which are to be used with window-sashes and window-frames, but which may also be employed with doors and other parts and devices in which it may be found desirable to overcome the shaking and rattling of parts; and, the present invention has for its principal object to provide a neatly and cheaply constructed device of the character hereinafter more particularly set forth, which shall be of such simple construction that it can be easily and quickly secured in its anti-rattling position upon a window-sash or other object.

A further object of this invention is to provide a novel anti-rattler which may be used with the upper or lower window-sash and the frame in which the sashes slide, or may be attached to either the upper or lower portion or both portions, or any other suitable part of the window-sash, the device being of such construction that all noise and rattle is positively avoided, no matter whether the window-sash is in its closed or open position in the window-frame.

With the various objects of my present invention in view, the said invention consists primarily in the novel anti-rattler hereinafter more fully set forth; and, the invention consists more particularly in the novel construction of anti-rattlers hereinafter set forth, comprising a main body provided with means for attaching the same in position, and doubled over upon itself at one portion, the doubled-over part forming a spring-element or member which is slidably arranged above the face of said body-portion, all of which will be fully described in the following specification, and then finally embodied in the clauses of the claims which are appended to and which form an essential part of this specification.

The invention is clearly illustrated in the accompanying drawings, in which:—

Figure 1 is a face view of a window-frame and the lower and upper window-sashes arranged therein, said view showing in dotted outline one arrangement of anti-rattlers embodying the features of this invention, used in connection with the lower window-sash. Fig.

2 is a horizontal sectional representation of a portion of the window-frame and window-sash, said section being taken on line 2—2 in said Fig. 1, and being made on an enlarged scale, and illustrating in connection therewith an end view of the anti-rattler secured in position upon the upper edge of the lower window-sash. Fig. 3 is a perspective view of this form of anti-rattler; and Fig. 4 is a sectional representation of the same. Fig. 5 is a detail face view of a portion of a window-frame and portions of the upper and lower window-sashes, said view showing in connection with the lower window-sash a modified form of anti-rattler embodying the principles of this invention. Fig. 6 is a perspective view of the form of anti-rattler shown in Fig. 5; and Fig. 7 is a sectional representation of the same.

Similar characters of reference are employed in all of the above described views, to indicate corresponding parts.

Referring now to the several figures of the drawings, the reference-character 1 indicates the frame of a suitable window-sash; 2 is a sash-frame of any usual and well-known construction, and 3 indicates the usual bead or front piece of the window-frame.

Referring now to Figs. 1 to 4 inclusive, in which I have shown the preferred form of anti-rattler embodying the principles of the present invention, it will be seen that this device consists, essentially, of a main body-portion 4 which is flat and is provided at the top with a fastening member 5 bent at a right angle, or approximately so, to the said main body-portion 4. Said fastening member 5 is usually provided with an opening or hole 6 for the insertion of a nail or screw by means of which the device can be secured to the upper or lower rails of the window-sash, substantially in the manner indicated in Fig. 1 and 2 of the drawings. At its lower end-portion the said main body 4 of the anti-rattler is doubled over upon itself to provide an inserting member 7 and integrally connected with said member is an outwardly curved spring-arm or plate 8, said arm or plate having its free end-portion 9 resting upon and in slidable engagement with the face-portion 10 of said main body 4, as clearly illustrated in Figs. 3 and 4 of the drawings.

The manner of arranging and securing the anti-rattler in its operative position between the face of a window-sash and that part of the window-frame in which said sash is arranged, will be clearly understood from an inspection of said Figs. 1 and 2 of the drawings, and need not therefore be more particularly described. Suffice it to say, however, that when it is desired to prevent the rattling of a loosely fitting window-sash, all that is necessary is to insert the inserting-member 7 in the space between the face of the window-sash and that part of the window-frame in which

the sash moves, and then by means of a downward pressure forcing the main body 4 and the spring-arm 8 further down into the said space until the fastening-member 5 rests directly upon the upper edge of the window-sash, when used with the upper part of the window; or, upon the lower edge of the window-sash, when used with the lower part of the same. In these positions the anti-rattler can then be permanently secured by a nail or screw which is inserted through the hole or opening in the right-angled fastening-member 5 and driven into the window-sash, as will be clearly understood.

In Figs. 5, 6 and 7, I have shown a slightly modified construction of anti-window-rattlers, in which the main body 11 of the device is made much wider than the spring-arm 12, as clearly shown. This spring-arm is suitably connected with an edge-portion of the said body 11 by means of the doubled-over element or part 13, and it has its free end-portion 14 in slidable engagement with the face-portion 15 of said main body 11, as clearly shown. The said body 11 is also provided with a hole or opening 16 arranged near one edge of the said body, for the insertion of a nail or screw, by means of which the said device can be secured in its anti-rattling relation with the window-sash and window-frame, substantially in the manner clearly illustrated in Fig. 5 of the drawings.

The various forms of anti-rattling devices herein shown are usually made of sheet-metal of such thickness to give sufficient strength and spring-action to

the spring-arms without danger of breaking when the spring-arm is compressed and moves with the window sash in the window-frame.

It will also be clearly understood from the foregoing description of my present invention that I have devised a simple, cheap and neatly constructed device which can be quickly and easily applied to all kinds of window-sashes, or to doors, and other bodies, and when in position positively prevents any noise or rattling of the various parts with which it is used.

I claim:

The herein described anti-rattling device made from sheet-metal and consisting of a main body, a rearwardly extending fastening-member at one end of said body, said fastening-member forming an integral portion of and being bent at a right-angle to said body, and said fastening member being provided with a nail or screw-receiving opening, all adapted to be arranged and secured upon the edge of a window-sash, a doubled-over portion at the opposite and lower end of said body, said doubled-over portion forming an integral part of said body, and an outwardly curved spring-arm integrally connected with and extending from said doubled-over portion, said spring-arm projecting over the outer face of said main body, and having its free end resting upon and in slidable engagement with part of the outer face of said body, substantially as and for the purposes set forth.

In testimony, that I claim the invention set forth above I have hereunto set my hand this 28th day of January, 1907.

TERAH J. BENEDICT.

Witnesses:

FREDK. C. FRAENTZEL,
ANNA H. ALBER.