



US00D507635S

(12) **United States Design Patent**
Blateri

(10) **Patent No.:** **US D507,635 S**
(45) **Date of Patent:** **** Jul. 19, 2005**

- (54) **HEATER FAN**
- (76) Inventor: **Frank Blateri**, 191 Chaucer Ct.,
Coppell, TX (US) 76019
- (**) Term: **14 Years**
- (21) Appl. No.: **29/203,061**
- (22) Filed: **Apr. 8, 2004**
- (51) **LOC (8) Cl.** **23-03**
- (52) **U.S. Cl.** **D23/335**
- (58) **Field of Search** D23/314, 322,
D23/332, 340, 334-337, 370, 377-378,
381-382; 392/360, 365-369, 373-376;
126/110 B, 90 A, 92 A

- D424,683 S 5/2000 Bellil et al.
- D427,674 S 7/2000 Moreno
- D429,808 S 8/2000 Krauss
- D433,497 S 11/2000 Hotaling et al.
- D440,648 S 4/2001 Lee et al.
- D441,065 S 4/2001 Ediger et al.
- D444,871 S 7/2001 Wilson, Jr.
- D447,552 S 9/2001 Lee et al.
- D448,461 S 9/2001 Toro
- 6,285,829 B1 9/2001 Smith
- D451,594 S 12/2001 Chen et al.
- D451,595 S 12/2001 Chen et al.
- D454,392 S 3/2002 Shapiro
- D455,824 S * 4/2002 Walker D23/335
- D456,066 S 4/2002 Ching
- D457,615 S * 5/2002 Schmidt et al. D23/336
- D459,454 S 6/2002 Shapiro
- D460,816 S 7/2002 Mavridis et al.
- D466,599 S 12/2002 Bragg et al.
- D467,326 S * 12/2002 Shapiro D23/336
- D468,818 S 1/2003 Chuang et al.

(56) **References Cited**

U.S. PATENT DOCUMENTS

- D151,015 S 9/1948 Stiles
- 4,703,152 A 10/1987 Shih-Chin
- D309,182 S 7/1990 Hsu
- D323,708 S 2/1992 Wang
- D329,089 S 9/1992 Coup et al.
- D343,676 S 1/1994 Lim
- D344,527 S 2/1994 Drago et al.
- D349,570 S 8/1994 Radtke, Jr.
- D359,344 S 6/1995 De'Longhi
- D384,734 S * 10/1997 Ellwood D23/337
- D395,080 S 6/1998 Jane et al.
- D395,490 S 6/1998 Jane' et al.
- D396,527 S 7/1998 Boyle et al.
- D398,983 S * 9/1998 Keller et al. D23/382
- D402,742 S 12/1998 Chen
- D405,520 S 2/1999 Birdsell
- D408,907 S 4/1999 Moreno
- D421,114 S 2/2000 Lozzio et al.
- D421,646 S 3/2000 Palma et al.
- D422,073 S * 3/2000 Lozzio et al. D23/382
- D423,663 S 4/2000 Rossman et al.

FOREIGN PATENT DOCUMENTS

- NL 2039684 11/1994

* cited by examiner

Primary Examiner—Brian N Vinson
(74) *Attorney, Agent, or Firm*—Haynes and Boone, LLP

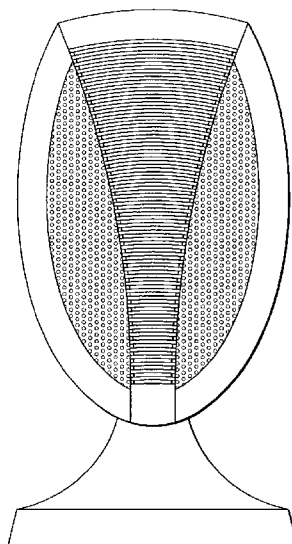
(57) **CLAIM**

The design for the heater fan, as shown and deccribed.

DESCRIPTION

FIG. 1 is a front elevation view of the heater fan showing my new design;
FIG. 2 is a left side elevation view thereof; and,
FIG. 3 is a top plan view thereof.
The broken-line disclosure in the views is for illustrative purposes only and forms no part of the claimed design.

1 Claim, 1 Drawing Sheet



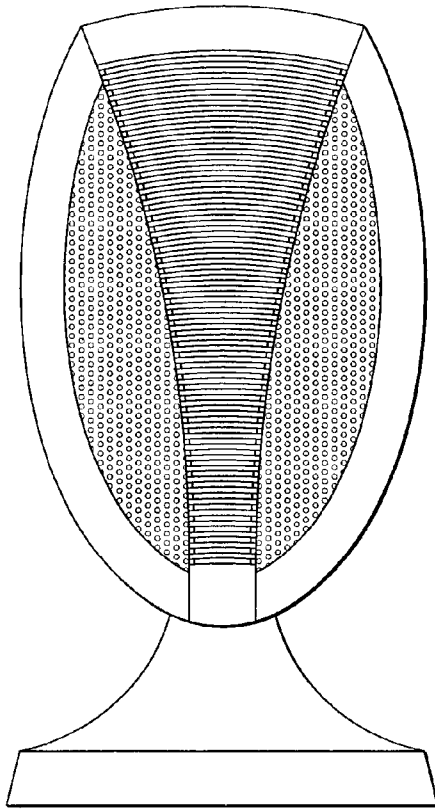


Fig. 1

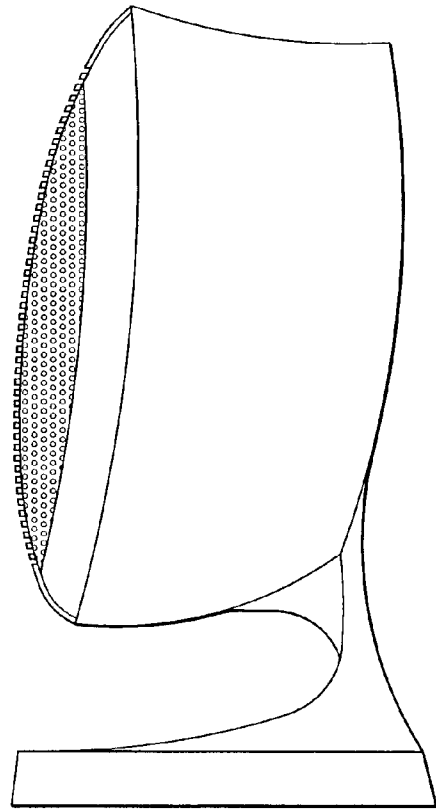


Fig. 2

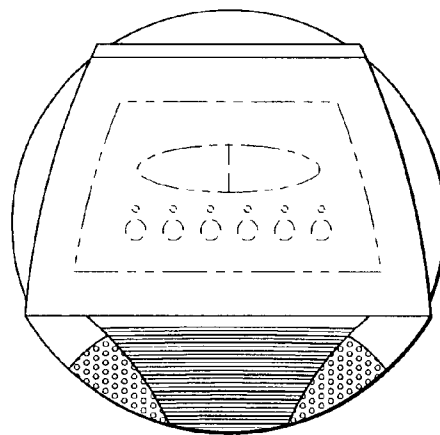


Fig. 3