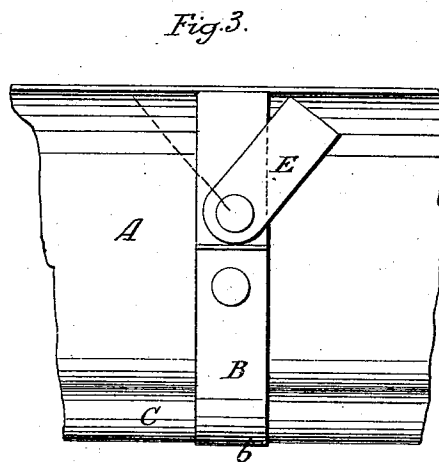
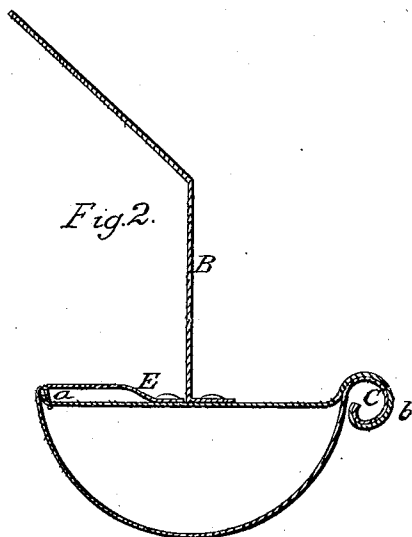
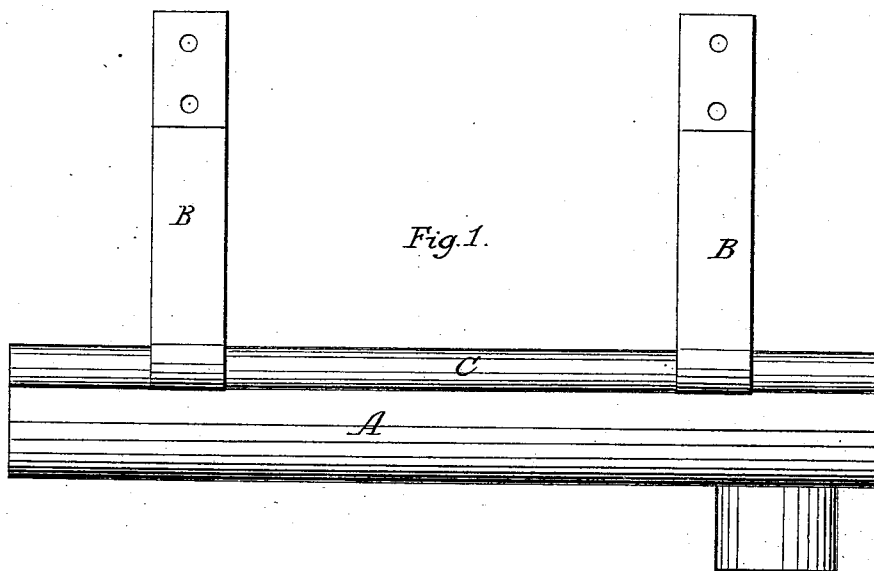


D. Arter,
Eaves Trough,
N^o 84,467. Patented Dec. 1, 1868.



Witnesses.

J. H. Burnidge
E. E. Waite

Inventor

D. Arter

United States Patent Office.

DAVID ARTER, OF ASHLAND, OHIO, ASSIGNOR TO HIMSELF AND
J. J. KAUFFMAN, OF SAME PLACE.

Letters Patent No. 84,467, dated December 1, 1868.

IMPROVED EAVES-TROUGH HANGER.

The Schedule referred to in these Letters Patent and making part of the same

To all whom it may concern:

Be it known that I, DAVID ARTER, of Ashland, in the county of Ashland, and State of Ohio, have invented certain new and useful Improvements in Eaves-Troughs; and I do hereby declare that the following is a full and complete description of the same, reference being had to the accompanying drawings, making part of this specification, in which—

Figure 1 is a side view of the eaves-trough and hanger.

Figure 2 is a vertical section of the same.

Figure 3 is a top view.

Like letters of reference refer to like parts in the different views presented.

The nature of this invention relates to an improvement in the mode of hanging eaves-troughs, so that said troughs can be put up or taken down without detaching the fastening whereby they are secured to the building.

The device, and operation of the same, are as follows:

A represents the eaves-trough, which is of the shape shown in fig. 2, having a bead, C, at the outer edge, the inner edge curving over to the inside, and forming a lip, *a*.

D represents the cross-piece, to which the upright part of the hanger is attached. This cross-piece is made as represented in fig. 2; one end, *b*, curving over and around the bead C of the trough, and the other end being turned in an angular form, so as to fit in the lip *a*.

To this cross-piece is pivoted the button E, which can be turned in either direction, as shown in fig. 3.

The manner in which this is adjusted to the roof is as follows:

The end, *b*, of the cross-piece is first placed around the bead of the trough, and then, by a slight effort, the other end is pushed under the lip *a* of the opposite side of the trough. This end having been bent in an angular form, fits closely in the lip.

The button E, having been previously turned to one side, is now turned back, and forced upon the edge of the trough, over the lip and cross-piece, as shown in fig. 2, thus gripping the lip firmly between them, and holding it securely. The hanger can then be nailed to the roof in the ordinary manner.

An advantage of this hanger and eaves-trough is that the hanger can be permanently attached to the roof, and the trough attached or detached, as desired, by simply turning the button. And as it is sometimes necessary to remove the eaves-trough, for the purpose of painting or repairs, it is very easily done, and again replaced without the ordinary trouble. It is also very durable.

What I claim as my improvement, and desire to secure by Letters Patent, is—

The button E, in combination with the cross-piece D and trough A, in the manner as and for the purpose set forth.

Witnesses:

DANIEL MORE,
ROBERT McMURRAY.

DAVID ARTER.