



US00D875074S

(12) **United States Design Patent**  
**Miyake**

(10) **Patent No.:** **US D875,074 S**

(45) **Date of Patent:** **\*\* Feb. 11, 2020**

(54) **SPEAKER BOX FOR AN AUTOMOBILE**

(71) Applicant: **PIONEER CORPORATION**, Tokyo (JP)

(72) Inventor: **Kazushige Miyake**, Kanagawa (JP)

(73) Assignee: **PIONEER CORPORATION**, Tokyo (JP)

(\*\*) Term: **15 Years**

(21) Appl. No.: **29/641,104**

(22) Filed: **Mar. 20, 2018**

(30) **Foreign Application Priority Data**

Oct. 2, 2017 (JP) ..... 2017-021737

(51) **LOC (12) Cl.** ..... **14-01**

(52) **U.S. Cl.**

USPC ..... **D14/214**

(58) **Field of Classification Search**

USPC ..... D14/167, 168, 170-172, 188, 194-196, D14/204, 207, 209.1, 210-216, 219, 221, D14/222, 224, 496; 181/143, 144, 147, 181/148, 150, 153, 157, 198, 199, 181/300-303, 306, 332, 333, 336, 345, 181/361-364, 386-388; 369/6-12

CPC .... B60R 11/0217; G06F 1/1688; H04M 1/03; H04M 1/035; H04R 1/02; H04R 1/06; H04R 1/021; H04R 1/025; H04R 1/026; H04R 1/028; H04R 1/105; H04R 1/323; H04R 1/403; H04R 1/2803; H04R 1/2834; H04R 5/02; H04R 7/20; H04R 9/06; H04R 9/025; H04R 2201/021; H04R 2400/00; H04R 2400/07; H04R 2499/11; H04R

(Continued)

(56) **References Cited**

**U.S. PATENT DOCUMENTS**

D324,388 S \* 3/1992 Pulio, Jr. .... D14/210  
D526,643 S \* 8/2006 Ishizaki ..... D14/214  
D534,523 S \* 1/2007 Kang ..... D14/214

(Continued)

**FOREIGN PATENT DOCUMENTS**

JP 1269313 S 4/2006  
JP 1424275 S 10/2011

(Continued)

**OTHER PUBLICATIONS**

Pioneer TS-WX120A Compact Car Powered Amplified Subwoofer System, Ebay.com, [online], [site visited Jun. 17, 2019]. URL: <https://www.ebay.com/itm/173917817971> (Year: 2019).\*

(Continued)

*Primary Examiner* — T Chase Nelson

*Assistant Examiner* — Jonathan J. Han

(74) *Attorney, Agent, or Firm* — Drinker Biddle & Reath LLP

(57) **CLAIM**

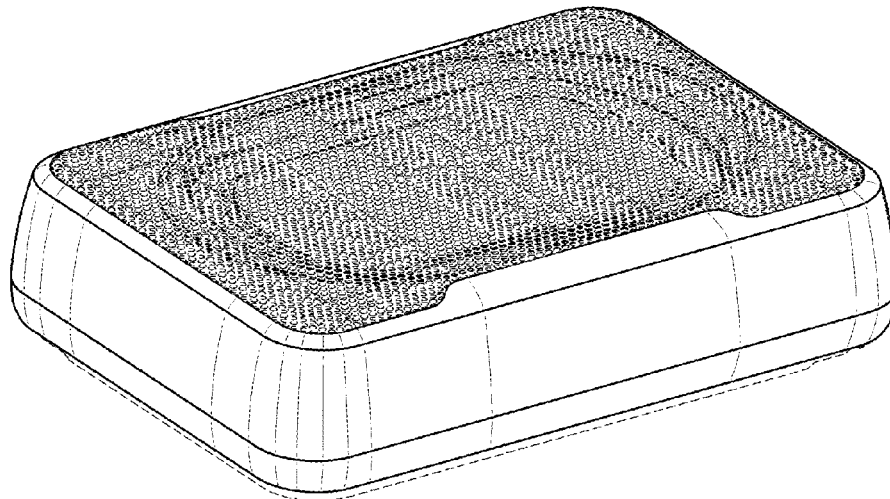
The ornamental design for the speaker box for an automobile, as shown and described.

**DESCRIPTION**

FIG. 1 is a perspective view of a speaker box for an automobile showing my new design; FIG. 2 is a front view thereof, with the edges of the claimed surfaces below the unclaimed screen fully shown for the purposes of clarity; FIG. 3 is a rear view thereof; FIG. 4 is a top view thereof; FIG. 5 is a bottom view thereof; FIG. 6 is a right side view thereof; and, FIG. 7 is a left side view thereof.

The broken lines in the drawings are included for the purpose of illustrating portions of the speaker box for an automobile and form no part of the claimed design.

**1 Claim, 7 Drawing Sheets**



(58) **Field of Classification Search**  
 CPC ... 2499/13; H04R 2499/15; H04S 3/00; H04S  
 7/30

See application file for complete search history.

D835,068 S \* 12/2018 Chen ..... D14/214  
 D839,920 S \* 2/2019 Demin ..... D14/496  
 D841,622 S \* 2/2019 Cheney ..... D14/210  
 D844,587 S \* 4/2019 Lu ..... D14/214

(56) **References Cited**

U.S. PATENT DOCUMENTS

D568,871 S \* 5/2008 Wikel ..... D14/214  
 D575,801 S \* 8/2008 Kusano ..... D14/496  
 D584,287 S \* 1/2009 Pauschitz ..... D14/214  
 D599,753 S \* 9/2009 Cho ..... D14/125  
 D616,466 S \* 5/2010 Sheppard ..... D14/501  
 D641,327 S \* 7/2011 Falakfarsa ..... D14/125  
 D681,006 S \* 4/2013 Kim ..... D14/204  
 D684,957 S \* 6/2013 Smith ..... D14/242  
 D686,182 S \* 7/2013 Ashiwa ..... D14/149  
 D688,230 S \* 8/2013 Yoneya ..... D14/212  
 D712,869 S \* 9/2014 Muramoto ..... D14/188  
 D713,381 S \* 9/2014 Riggs ..... D14/214  
 D723,002 S \* 2/2015 Lee ..... D14/214  
 D725,624 S \* 3/2015 Carney ..... D14/140  
 D725,631 S \* 3/2015 McNamara ..... D14/214  
 D754,092 S \* 4/2016 MacKiewicz ..... D14/172  
 D754,103 S \* 4/2016 Fischer ..... D14/214  
 D755,160 S \* 5/2016 Ponce ..... D14/214  
 D789,323 S \* 6/2017 MacKiewicz ..... D14/172  
 D798,339 S \* 9/2017 Yang ..... D14/203.1  
 D803,189 S \* 11/2017 Cheney ..... D14/214  
 D815,070 S \* 4/2018 Elmieh ..... D14/225  
 D819,607 S \* 6/2018 Chui ..... D14/225

FOREIGN PATENT DOCUMENTS

JP 1518786 S 3/2015  
 KR 20110051644 \* 5/2011 ..... H04R 3/06

OTHER PUBLICATIONS

Kenwood KSC-SW11 Compact Powered Enclosed Subwoofer for Car, Amazon.com, Date First Available: Mar. 14, 2013, [online], [site visited Jun. 17, 2019]. URL: <https://www.amazon.com/Kenwood-KSC-SW11-Compact-Enclosed-Subwoofer/dp/B00B0809XQ?SubscriptionId=1EC7DSZRM78JXNV7CNG2&link> (Year: 2013).\*

Pioneer TS-WX130DA Compact Active subwoofer, Amazon.com, [online], [site visited Jun. 17, 2019]. URL: [https://www.amazon.com/dp/B078PHCHSW/ref=psdc\\_2230642011\\_t1\\_B00O809XQ](https://www.amazon.com/dp/B078PHCHSW/ref=psdc_2230642011_t1_B00O809XQ) (Year: 2019).\*

Cerwin Vega VPAS10 Under Seat Subwoofer Enclosure + Bass Knob, SonicElectronix.com, [online], [site visited Jun. 17, 2019]. URL: [https://www.sonicelectronix.com/item\\_94260\\_Cerwin-Vega-VPAS10-Under-Seat-Subwoofer-Enclosure-Bass-Knob.html?utm\\_source=google&utm\\_medium=cpc&utm\\_campaign](https://www.sonicelectronix.com/item_94260_Cerwin-Vega-VPAS10-Under-Seat-Subwoofer-Enclosure-Bass-Knob.html?utm_source=google&utm_medium=cpc&utm_campaign) (Year: 2019).\*

Pioneer Catalog published in 2016, Audio & AV 2017 Car Entertainment Dealer Reference Guide vol. 1, pp. 68-71.

\* cited by examiner

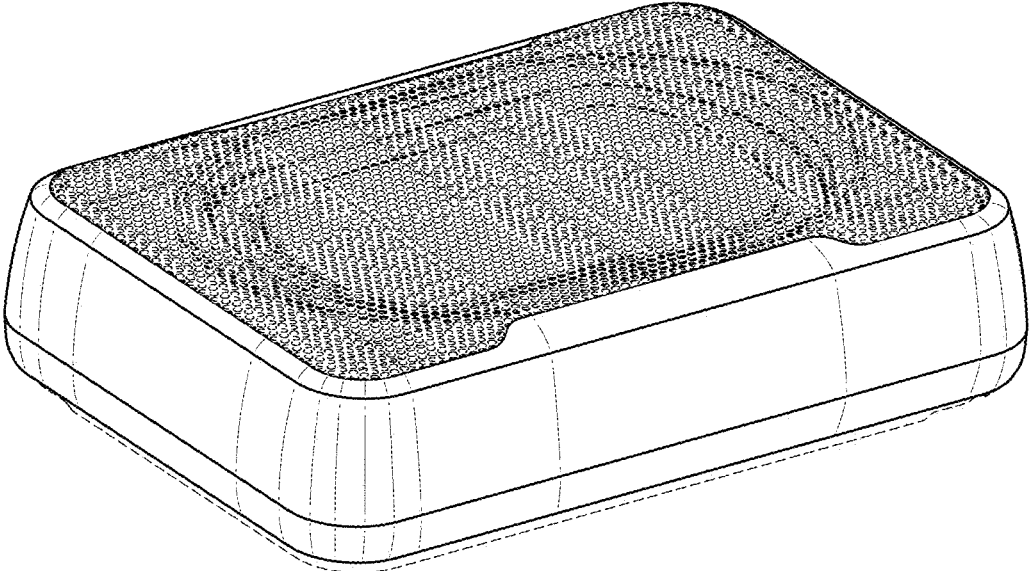


FIG. 1

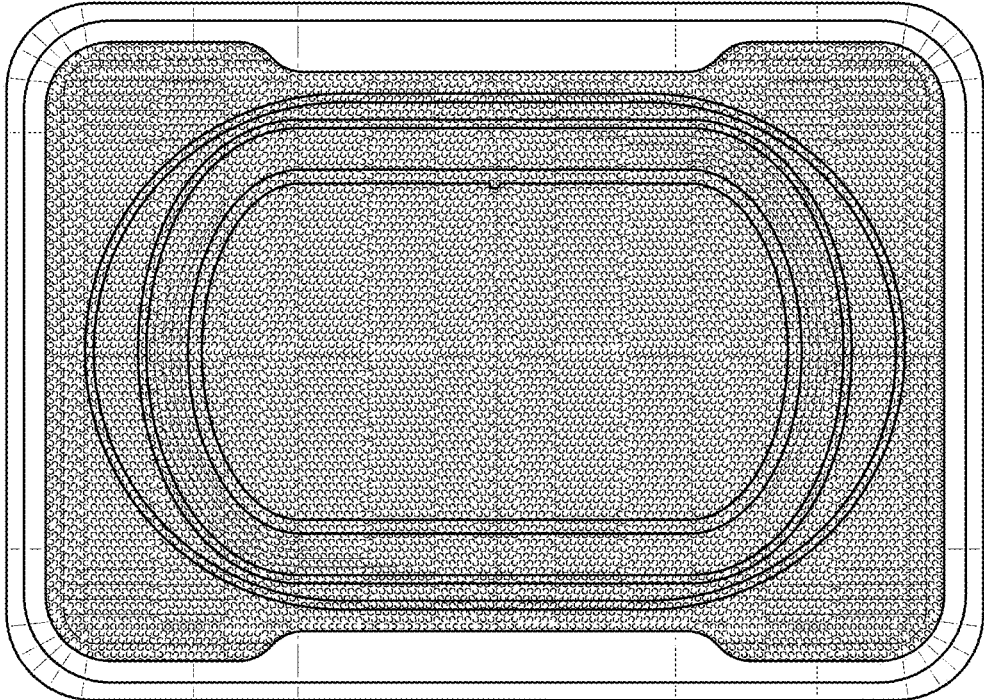


FIG. 2

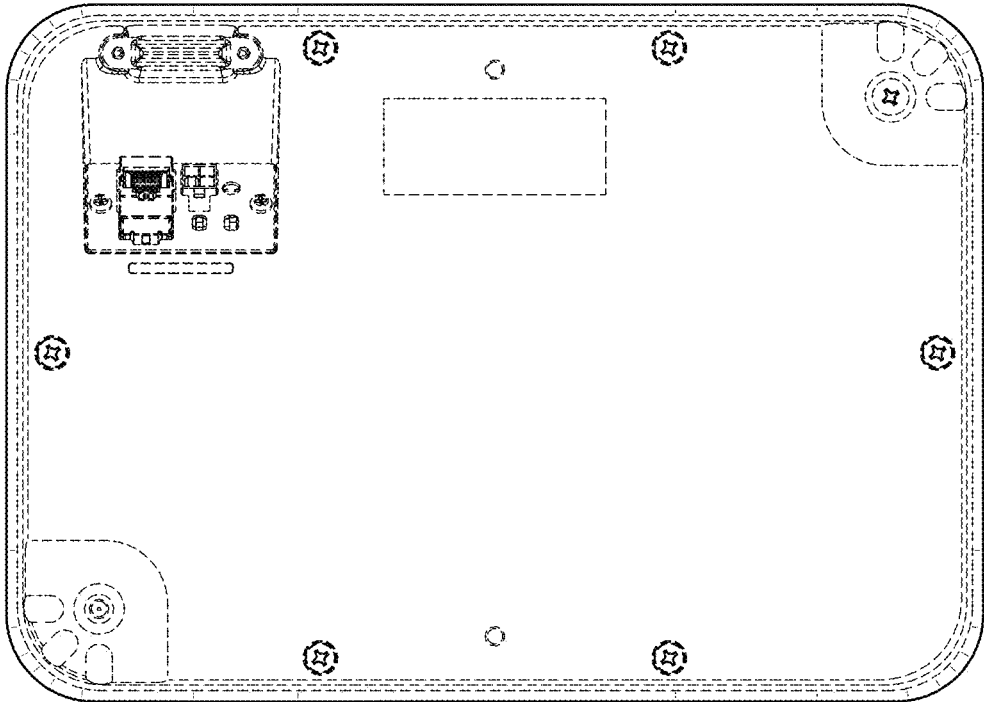


FIG. 3




FIG. 4




FIG. 5




FIG. 6






FIG. 7