



US00D738756S

(12) **United States Design Patent**
Jiang et al.

(10) **Patent No.:** **US D738,756 S**
(45) **Date of Patent:** **** Sep. 15, 2015**

- (54) **THERMOSTAT**
- (71) Applicant: **SIEMENS SCHWEIZ AG**, Zurich (CH)
- (72) Inventors: **Cai Wei Jiang**, Shenzhen (CN); **An Luo**, Shanghai (CN); **Jing Pang**, Shanghai (CN)
- (73) Assignee: **Siemens Schweiz AG**, Zurich (CH)
- (**) Term: **14 Years**
- (21) Appl. No.: **29/518,801**
- (22) Filed: **Feb. 27, 2015**

- (30) **Foreign Application Priority Data**
Aug. 27, 2014 (EM) 002526251
- (51) **LOC (10) Cl.** **10-04**
- (52) **U.S. Cl.**
USPC **D10/50**
- (58) **Field of Classification Search**
USPC D10/49-50; D9/414, 432, 433;
D13/162, 168; D14/126, 336, 371,
D14/374, 389
CPC F23N 5/20; F23N 5/203; F23N 5/206;
F23N 5/18; F23N 5/184; F23N 5/187; F23N
5/22; F23N 2025/12; F23N 2041/02; F24F
11/00; F24F 11/0012; F24F 11/0009; F24F
11/001; F24F 2011/0057; F24F 2011/0073;
F24F 2011/0091
See application file for complete search history.

- (56) **References Cited**
U.S. PATENT DOCUMENTS
D261,234 S * 10/1981 Abraham D9/432
D387,982 S * 12/1997 Kaplan D9/423
D568,257 S * 5/2008 Tatsuyama et al. D13/162

D582,800 S *	12/2008	Comerford et al.	D10/50
D582,801 S *	12/2008	Comerford et al.	D10/50
D582,802 S *	12/2008	Branson et al.	D10/50
D582,803 S *	12/2008	Comerford et al.	D10/50
7,533,816 B2 *	5/2009	Lapstun et al.	235/454
D601,353 S *	10/2009	Sadler et al.	D6/308
D622,513 S *	8/2010	Tang et al.	D6/308
7,852,320 B2 *	12/2010	Motoe et al.	345/158
D630,169 S *	1/2011	Nakai et al.	D13/168
D640,992 S *	7/2011	Margolin et al.	D13/162
D662,094 S *	6/2012	Mack et al.	D14/388
D678,218 S *	3/2013	Sheen	D13/168
D687,388 S *	8/2013	Baumgartner et al.	D13/162
D690,295 S *	9/2013	Fletcher et al.	D14/336
D694,718 S *	12/2013	Baumgartner et al.	D13/168
D695,410 S *	12/2013	Becker	D24/186
D696,636 S *	12/2013	Sakai	D13/168
D711,837 S *	8/2014	Clymer et al.	D13/162
D724,035 S *	3/2015	Flowers et al.	D13/162
D727,271 S *	4/2015	Shi et al.	D13/162
D727,857 S *	4/2015	Acera et al.	D13/162

* cited by examiner

Primary Examiner — Antoine D Davis
(74) *Attorney, Agent, or Firm* — Laurence A. Greenberg;
Werner H. Stemer; Ralph E. Locher

(57) **CLAIM**
The ornamental design for a thermostat, as shown and described.

DESCRIPTION

FIG. 1 is a front elevation view of the thermostat showing my new invention;
FIG. 2 is a rear elevation view thereof;
FIG. 3 is a top elevation view thereof;
FIG. 4 is a bottom elevation view thereof;
FIG. 5 is a left side elevation view thereof;
FIG. 6 is a right side elevation view thereof; and,
FIG. 7 is a front perspective view thereof.

1 Claim, 7 Drawing Sheets

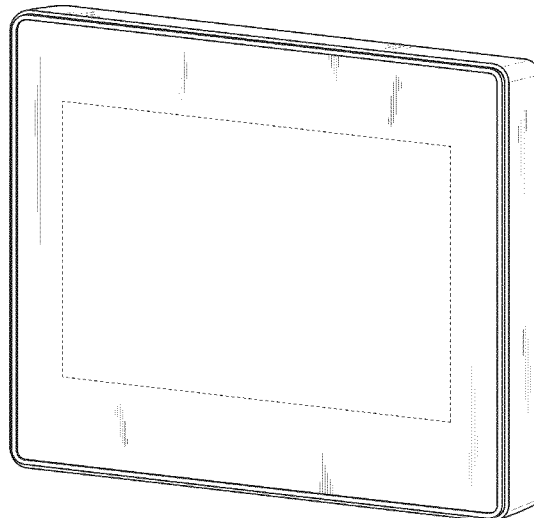


FIG 1

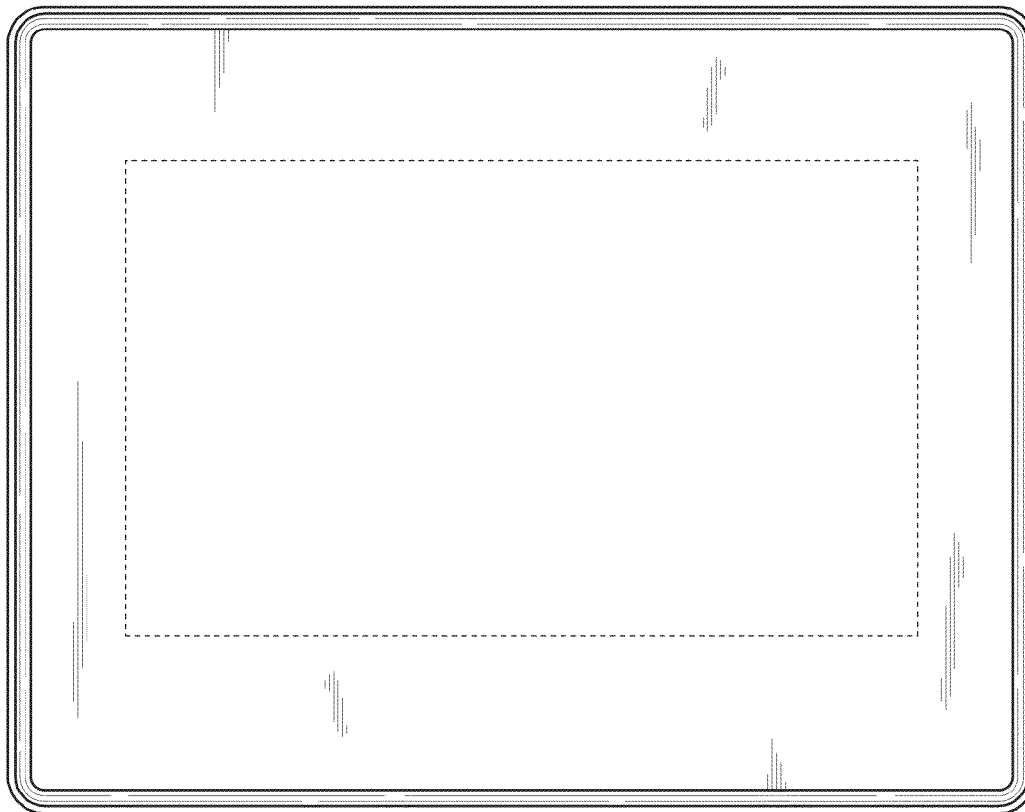


FIG 2

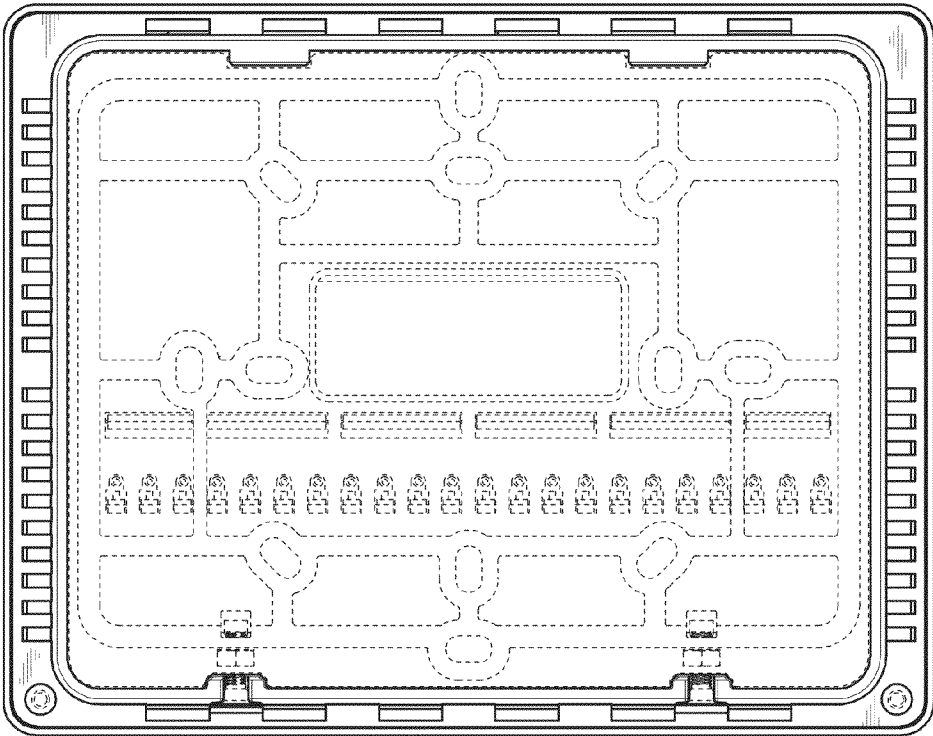


FIG 3

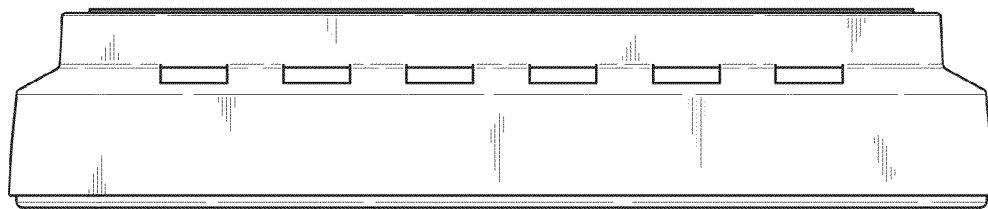


FIG 4

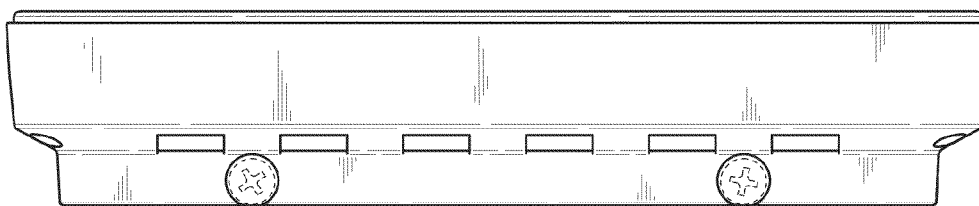


FIG 5

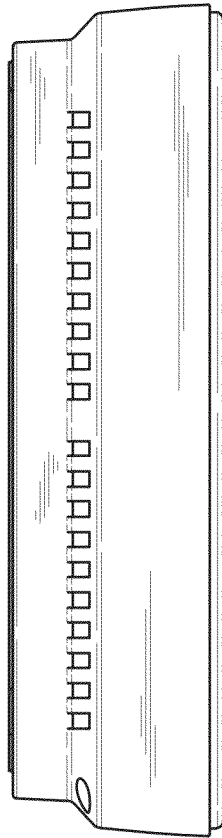


FIG 6




FIG 7

