



US00D665992S

(12) **United States Design Patent**
Wilbur

(10) **Patent No.:** **US D665,992 S**

(45) **Date of Patent:** **** Aug. 28, 2012**

(54) **KEY RING CHAIN WEAR GAUGE**

(74) *Attorney, Agent, or Firm* — Vedder Price PC

(75) Inventor: **John Richard Wilbur**, Bettendorf, IA
(US)

(57) **CLAIM**
The ornamental design of the key ring chain wear gauge, as shown and described.

(73) Assignee: **The Timken Company**, Canton, OH
(US)

DESCRIPTION

(**) Term: **14 Years**

(21) Appl. No.: **29/389,217**

(22) Filed: **Apr. 7, 2011**

(51) **LOC (9) Cl.** **03-01**

(52) **U.S. Cl.** **D3/207; D10/64**

(58) **Field of Classification Search** D11/1-2,
D11/14, 26-29, 89-92, 44, 48, 81, 99; 63/26-28,
63/32; D3/207-212; D8/38; 70/456 B;
206/37.1; D10/64

See application file for complete search history.

FIG. 1 is a first perspective view of a first embodiment of a key ring chain wear gauge;
FIG. 2 is a second perspective view of the key ring chain wear gauge of FIG. 1;
FIG. 3 is a back view of the key ring chain wear gauge of FIG. 1;
FIG. 4 is a front view of the key ring chain wear gauge of FIG. 1;
FIG. 5 is first side view of the key ring chain wear gauge of FIG. 1;
FIG. 6 is a second side view of the key ring chain wear gauge of FIG. 1;
FIG. 7 is a top view of the key ringchain wear gauge of FIG. 1;
FIG. 8 is a bottom view of the key ring chain wear gauge of FIG. 1;
FIG. 9 is a first perspective view of a second embodiment of a key ring chain wear gauge;
FIG. 10 is a second perspective view of the key ring chain wear gauge of FIG. 9;
FIG. 11 is a back view of the key ring chain wear gauge of FIG. 9;
FIG. 12 is a front view of the key ring chain wear gauge of FIG. 9;
FIG. 13 is a first side view of the key ring chain wear gauge of FIG. 9;
FIG. 14 is a second side view of the key ring chain wear gauge of FIG. 9;
FIG. 15 is a top view of the key ring chain wear gauge of FIG. 9; and
FIG. 16 is a bottom view of the key ring chain wear gauge of FIG. 9.

(56) **References Cited**

U.S. PATENT DOCUMENTS

4,150,488	A	4/1979	Behnke	
4,151,652	A	5/1979	Palma	
4,365,420	A	12/1982	Walden	
4,888,876	A	12/1989	Meredith et al.	
5,199,180	A	4/1993	Yablonsky	
5,473,966	A	12/1995	Cordon	
D405,953	S *	2/1999	Legg	D3/210
D417,631	S	12/1999	Erlandson	
6,092,405	A *	7/2000	Berwick	70/408
D434,682	S	12/2000	Erlandson	

(Continued)

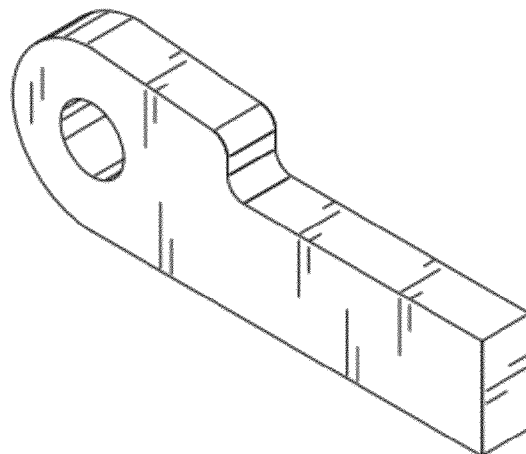
OTHER PUBLICATIONS

British Standard Roller Chain specifics, Renold Jeffrey Roller Chain Catalog, retrieved from www.renoldjeffrey.com, 1 page.

(Continued)

Primary Examiner — Ralf Seifert

1 Claim, 4 Drawing Sheets



U.S. PATENT DOCUMENTS

6,178,824	B1	1/2001	Hayakawa et al.	
D446,436	S *	8/2001	Christianson	D8/105
7,040,151	B2	5/2006	Graham et al.	
D569,281	S	5/2008	Chisholm	
D596,512	S	7/2009	Wilbur	
D598,307	S	8/2009	Wilbur	
7,654,149	B2	2/2010	Wilbur	
D645,626	S *	9/2011	Lariviere	D32/46

OTHER PUBLICATIONS

Rohloff, "Caliber 2 Technical Specification," product information retrieved from www.rohloff.de/en/products/caliber_2 on Nov. 26, 2007, last updated Oct. 23, 2007, 1 page.

Brandt, Jobst, "Chain Wear Measuring Tools," Jan. 2004, retrieved from <http://pardo.net/bike/pic/fail-004/000.html> on Nov. 26, 2007, 10 pages.

Brown, Sheldon, "Chain Maintenance," 2007, retrieved from <http://www.sheldonbrown.com/chains.html> on Nov. 5, 2007, 10 pages.

JensonUSA, "Park CC-3 Chain Checker," 2007, retrieved from <http://www.jensonusa.com/store/product/TL605A00-Park+Cc-3+Chain+Checker.aspx> on Nov. 6, 2007, 1 page.

Wikipedia entry, "Roller Chain," retrieved from http://en.wikipedia.org/wiki/Roller_chain on Feb. 23, 2009, last revised Jan. 14, 2008, 5 pages.

Rohloff Caliber 2 Product Information, 2004, Rohloff AG, http://www.rohloff.de/fileadmin/rohloffde/download/beschreibung/caliber2/beschreibung_caliber_2.en.pdf.

International Searching Authority, "International Search Report and Written Opinion," issued in connection with International Patent Application No. PCT/US2009/031531, mailed Mar. 11, 2009, completed Feb. 24, 2009, 3 pages.

* cited by examiner

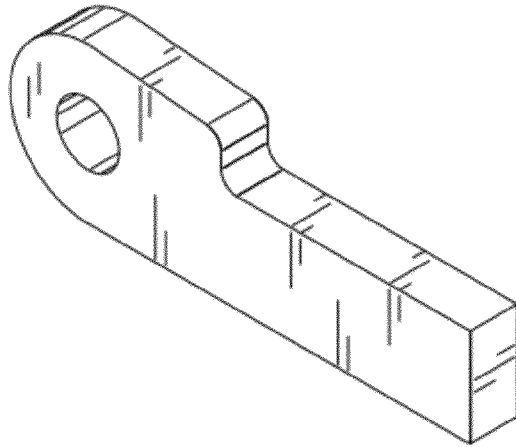


FIG. 1

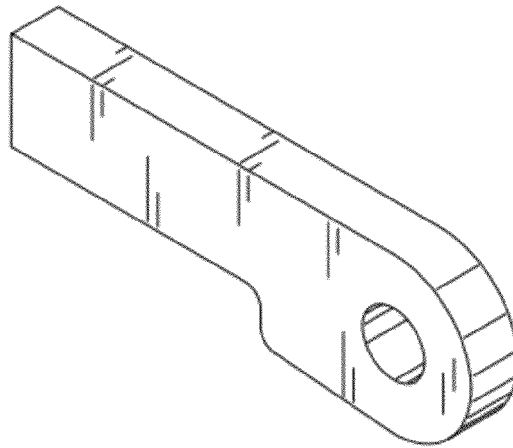


FIG. 2




FIG. 3



FIG. 4

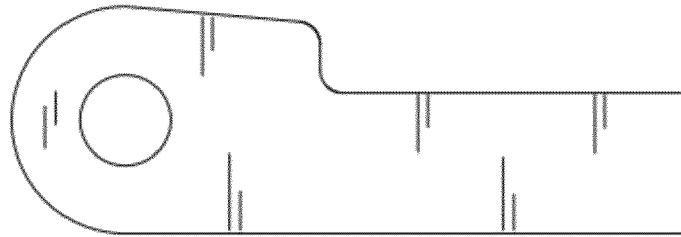


FIG. 5

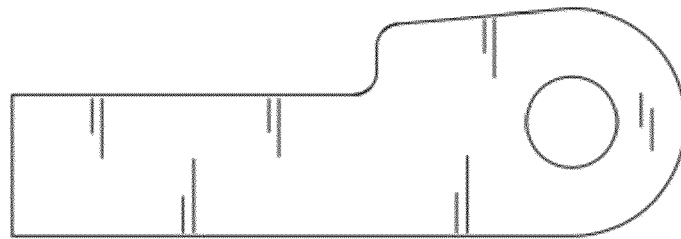


FIG. 6



FIG. 7




FIG. 8

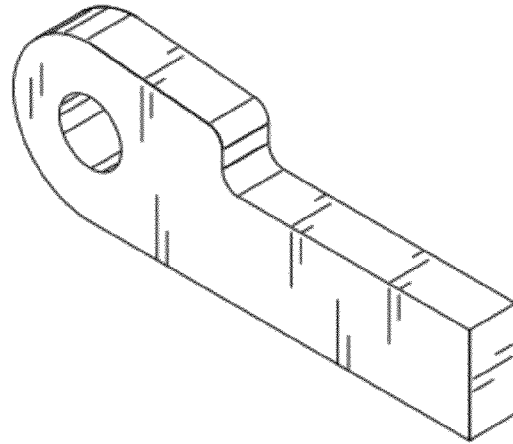


FIG. 9

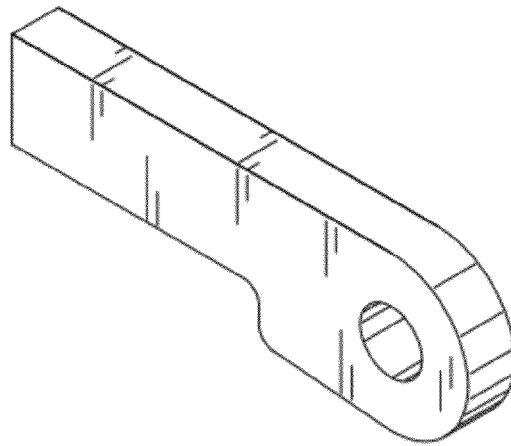


FIG. 10



FIG. 11



FIG. 12

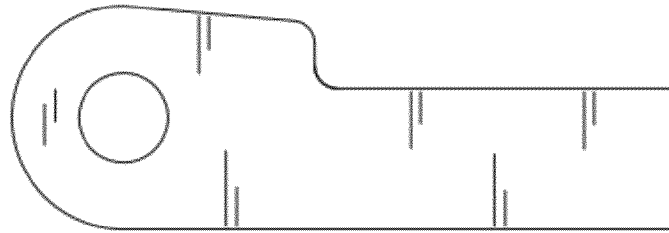


FIG. 13

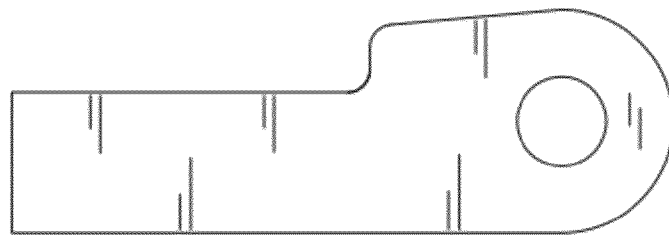


FIG. 14



FIG. 15



FIG. 16