



US00D819829S

(12) **United States Design Patent**
Osmus et al.

(10) **Patent No.:** **US D819,829 S**

(45) **Date of Patent:** **** Jun. 5, 2018**

- (54) **SEQUENCING CARTRIDGE**
- (71) Applicant: **Illumina, Inc.**, San Diego, CA (US)
- (72) Inventors: **James Osmus**, San Diego, CA (US);
Richard Lemoine, San Diego, CA (US); **Scott Janis**, El Cerrito, CA (US);
Lea Sandra Kobeli, San Francisco, CA (US)
- (73) Assignee: **Illumina, Inc.**, San Diego, CA (US)
- (**) Term: **15 Years**
- (21) Appl. No.: **29/554,581**
- (22) Filed: **Feb. 12, 2016**
- (51) **LOC (11) Cl.** **24-99**
- (52) **U.S. Cl.**
USPC **D24/232**
- (58) **Field of Classification Search**
USPC D14/471, 483, 484; D18/12, 18, 36, 40,
D18/43, 44, 56, 58, 99; D24/107, 108,
D24/186, 216-219, 226, 227, 229, 231,
D24/232, 233
CPC . B41J 2/17; B41J 2/1721; B41J 2/1572; B41J
2/1754; B41J 2/17503; B41J 2/17553;
B41J 2/17556; B41J 2/16547; C12Q
1/6804; C12Q 1/6855; C12Q 1/6869
See application file for complete search history.

- 2015/0361488 A1* 12/2015 Schultz G01N 35/1095
506/6
- 2017/0130260 A1* 5/2017 Rigatti C12Q 1/6806
- 2017/0153203 A1* 6/2017 Frazier G01N 27/44721
- 2017/0199210 A1* 7/2017 Ang G01N 35/00029
- 2017/0246635 A1* 8/2017 Buermann B01L 3/527

OTHER PUBLICATIONS

Sequencing Cartridge (available online) Retrieved from the internet Feb. 9, 2018, retrieved from the internet URL: www.illumina.com.*

* cited by examiner

Primary Examiner — Garth Rademaker

Assistant Examiner — Richard Kearney

(74) *Attorney, Agent, or Firm* — Knobbe Martens Olson & Bear LLP

(57) **CLAIM**

The ornamental design for a sequencing cartridge, as shown and described.

DESCRIPTION

FIG. 1 is a perspective view of a sequencing cartridge in accordance with the present invention.

FIG. 2 is a front view of the sequencing cartridge of FIG. 1.

FIG. 3 is a rear view of the sequencing cartridge of FIG. 1.

FIG. 4 is a left side view of the sequencing cartridge of FIG. 1.

FIG. 5 is a right side view of the sequencing cartridge of FIG. 1.

FIG. 6 is a top view of the sequencing cartridge of FIG. 1; and,

FIG. 7 is a bottom view of the sequencing cartridge of FIG. 1.

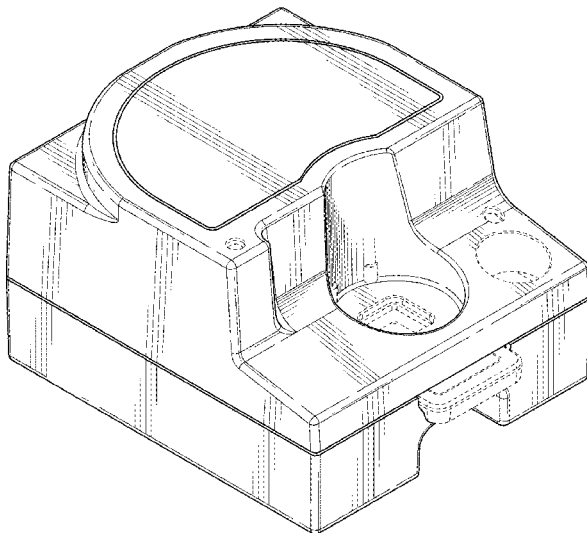
Broken lines are used to illustrate features of the sequencing cartridge which form no part of the claimed design.

1 Claim, 5 Drawing Sheets

(56) **References Cited**

U.S. PATENT DOCUMENTS

- D378,832 S * 4/1997 Tashiro D18/56
- D665,020 S * 8/2012 Sodeyama D18/56
- D679,752 S * 4/2013 Hutchison D18/56
- D729,405 S * 5/2015 Ramstad D24/233
- D748,797 S * 2/2016 Patil D24/158
- D762,769 S * 8/2016 Oya D18/56
- D794,211 S * 8/2017 Ang D24/232



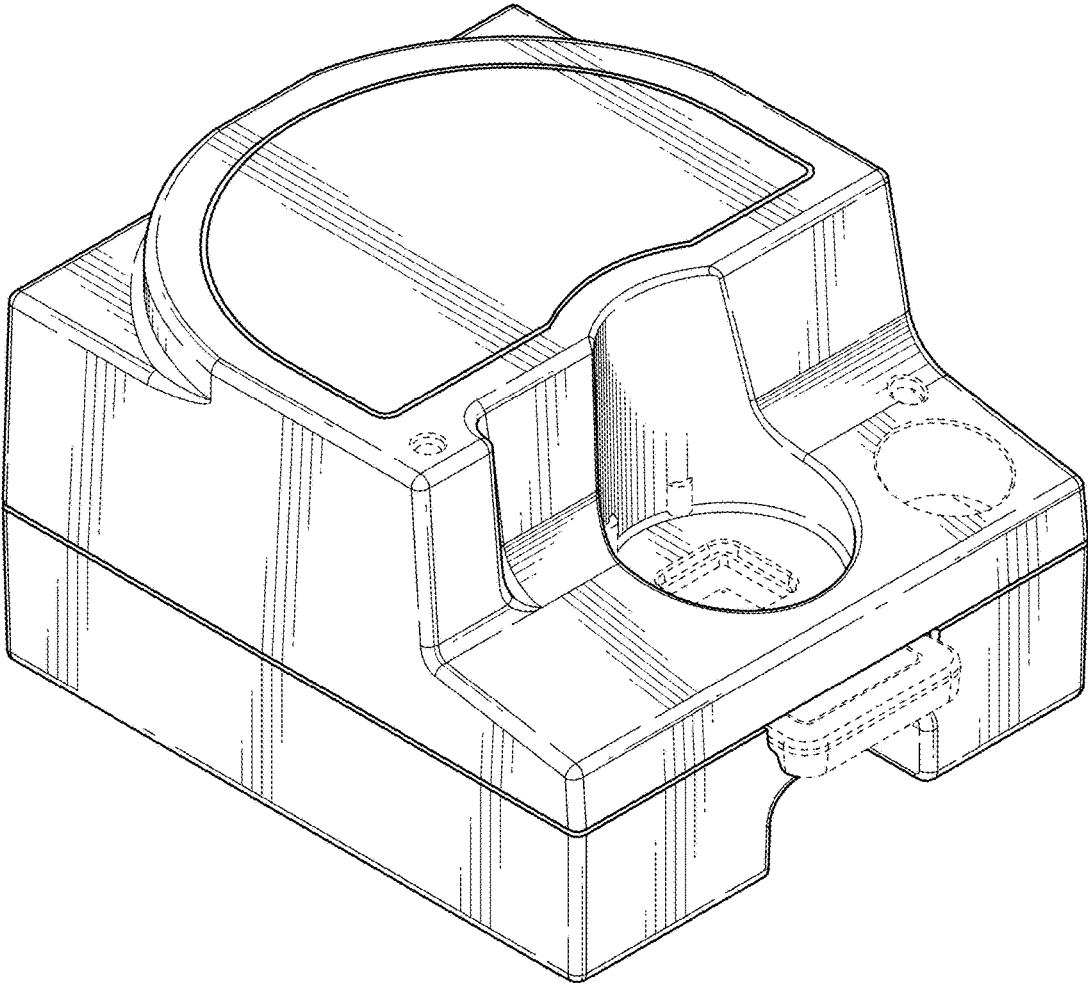


FIG. 1

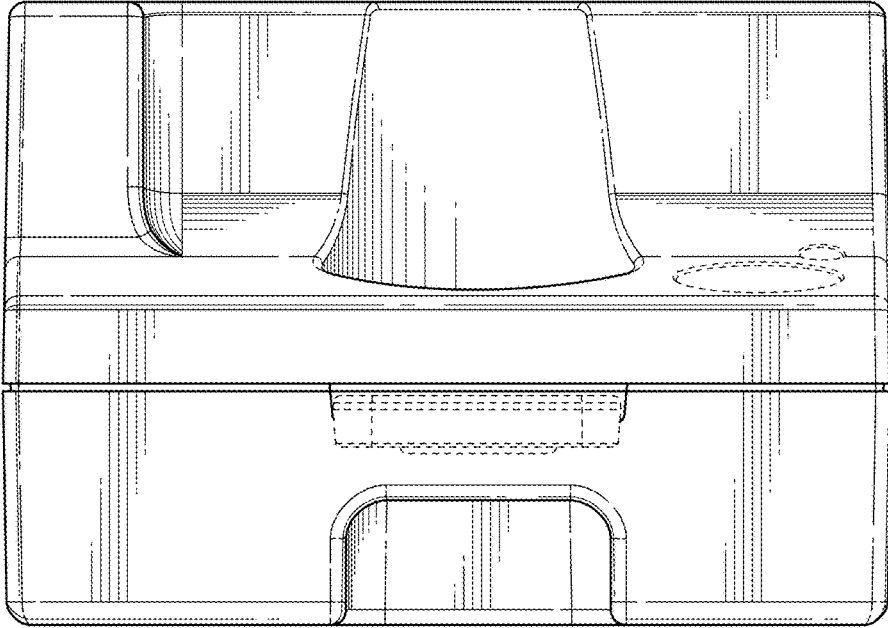


FIG. 2

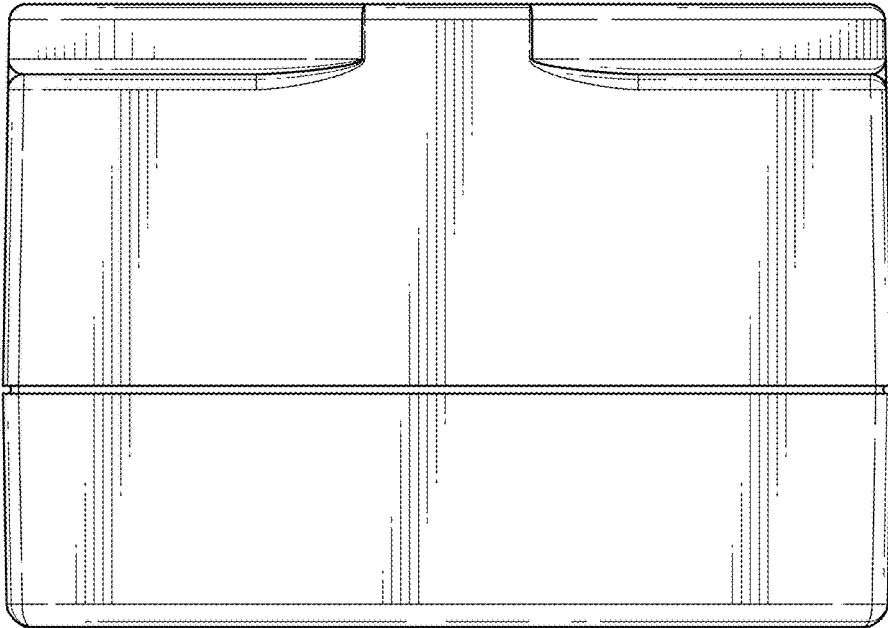


FIG. 3

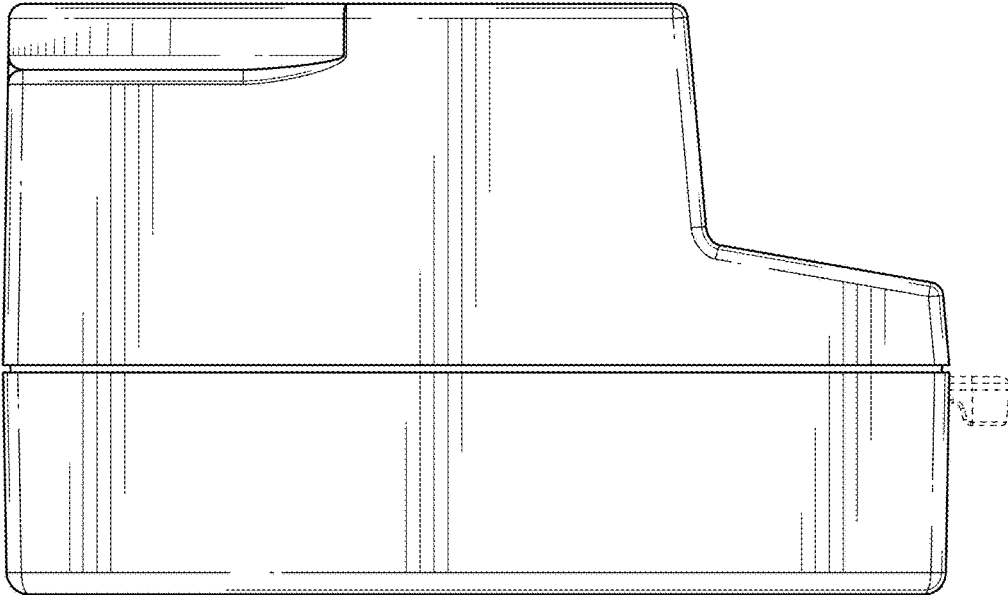


FIG. 4

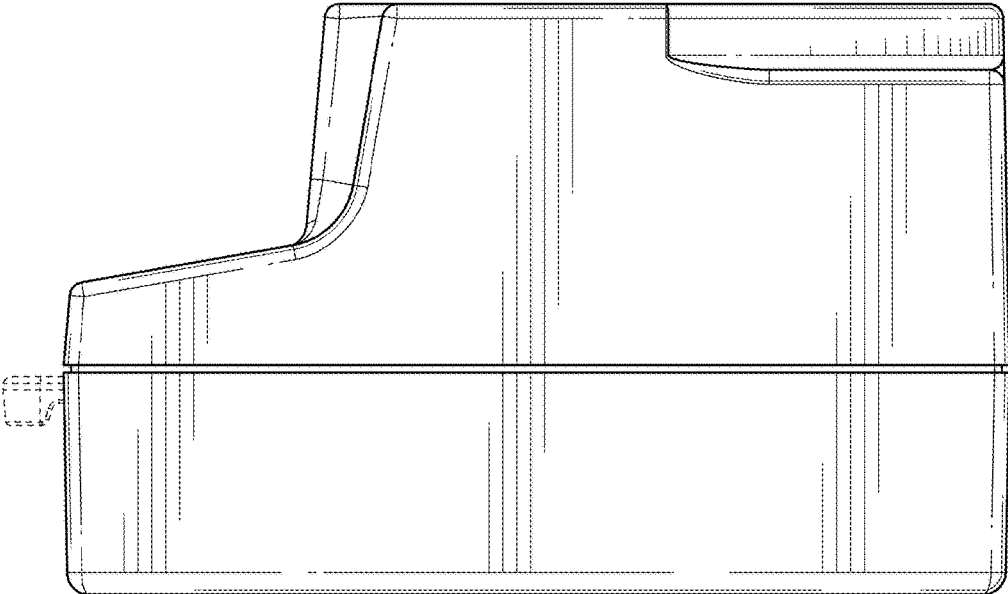


FIG. 5

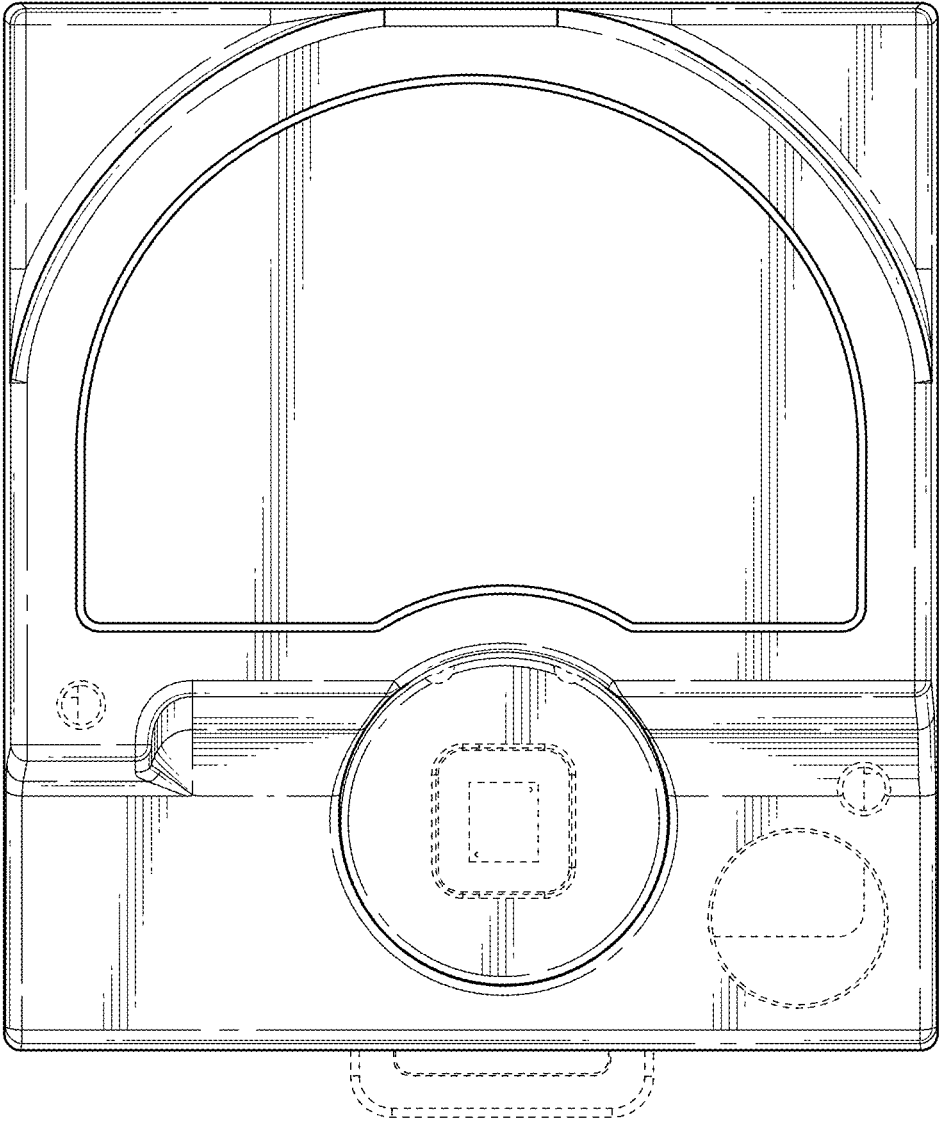


FIG. 6

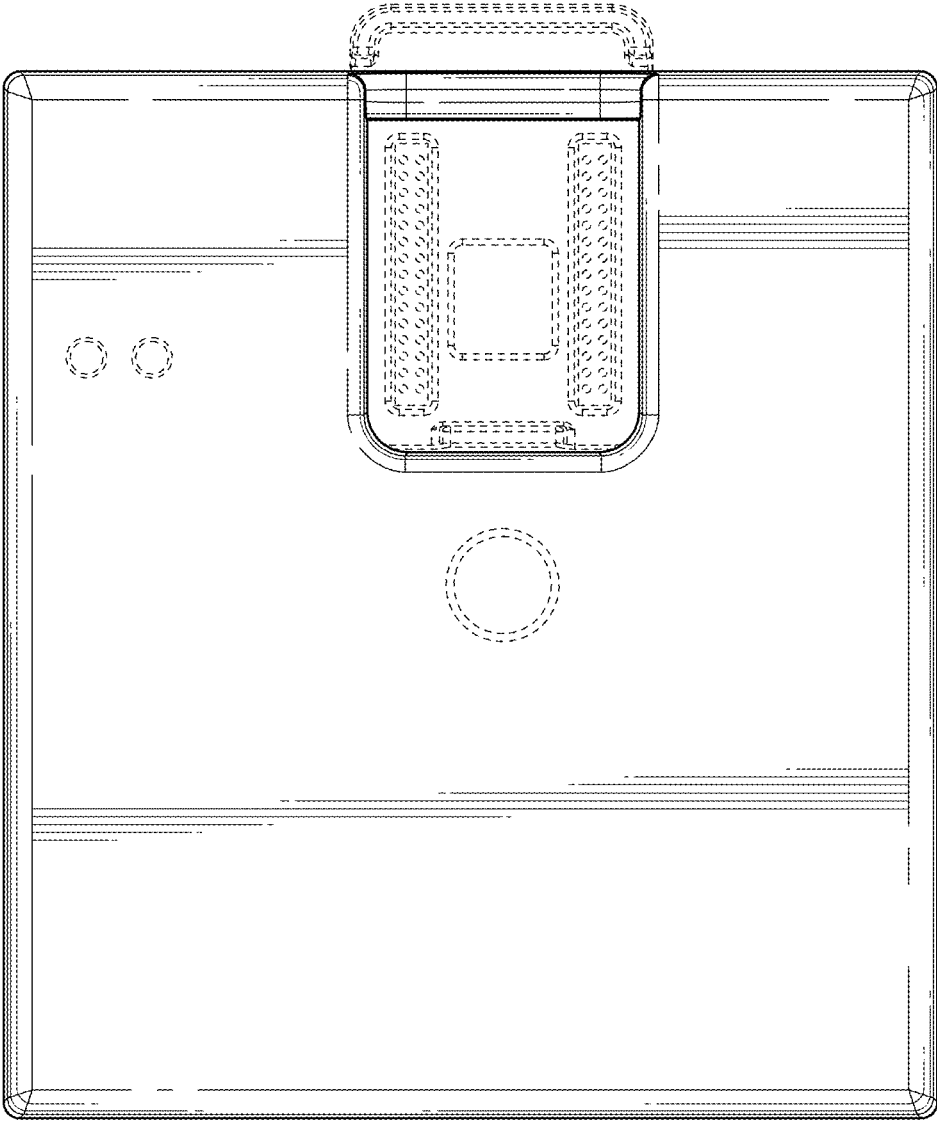


FIG. 7