



US00D730272S

(12) **United States Design Patent**  
**Fleckner**

(10) **Patent No.:** **US D730,272 S**

(45) **Date of Patent:** **\*\* May 26, 2015**

- (54) **PNEUMATIC TIRE**
- (71) Applicant: **James R. Fleckner**, Findlay, OH (US)
- (72) Inventor: **James R. Fleckner**, Findlay, OH (US)
- (73) Assignee: **Cooper Tire & Rubber Company**,  
Findlay, OH (US)
- (\*\*) Term: **14 Years**
- (21) Appl. No.: **29/434,543**
- (22) Filed: **Oct. 15, 2012**
- (51) **LOC (10) Cl.** ..... **12-15**
- (52) **U.S. Cl.**  
USPC ..... **D12/600; D12/580; D12/900**
- (58) **Field of Classification Search**  
USPC ..... **D12/544, 545, 579, 580, 599, 600;**  
**152/209.1–209.9, 209.11–209.19,**  
**152/209.21–209.28**  
See application file for complete search history.

D578,956 S *	10/2008	Dixon et al. ....	D12/579
D604,227 S *	11/2009	Bonko et al. ....	D12/579
D642,512 S *	8/2011	Jacobs ....	D12/600
D713,328 S *	9/2014	Umstot et al. ....	D12/579
D713,329 S *	9/2014	Dixon et al. ....	D12/579
D720,284 S *	12/2014	Lo .....	D12/579

\* cited by examiner

*Primary Examiner* — Robert M Spear

(74) *Attorney, Agent, or Firm* — Emch, Schaffer, Schaub & Porcello, Co., L.P.A.

(57) **CLAIM**

The ornamental design for a pneumatic tire, as shown and described.

**DESCRIPTION**


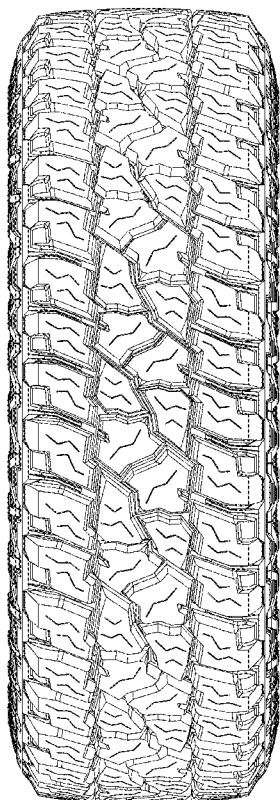
FIG. 1 is a perspective view of a pneumatic tire in accordance with the invention;  
 FIG. 2 is a front elevation view thereof;  
 FIG. 3 is a side elevation view thereof, the opposite side elevational view being identical thereto; and,  
 FIG. 4 is a partial front elevation view thereof, shown at an enlarged scale.  
 The broken lines depict environmental subject matter only and form no part of the claimed design. Any broken line immediately adjacent a solid line represents a boundary of the claim.

**1 Claim, 4 Drawing Sheets**

(56) **References Cited**

**U.S. PATENT DOCUMENTS**

D517,469 S *	3/2006	Boore et al. ....	D12/579
D548,172 S *	8/2007	Dixon et al. ....	D12/579
D549,157 S *	8/2007	Maus et al. ....	D12/544
D567,750 S *	4/2008	Dixon .....	D12/579



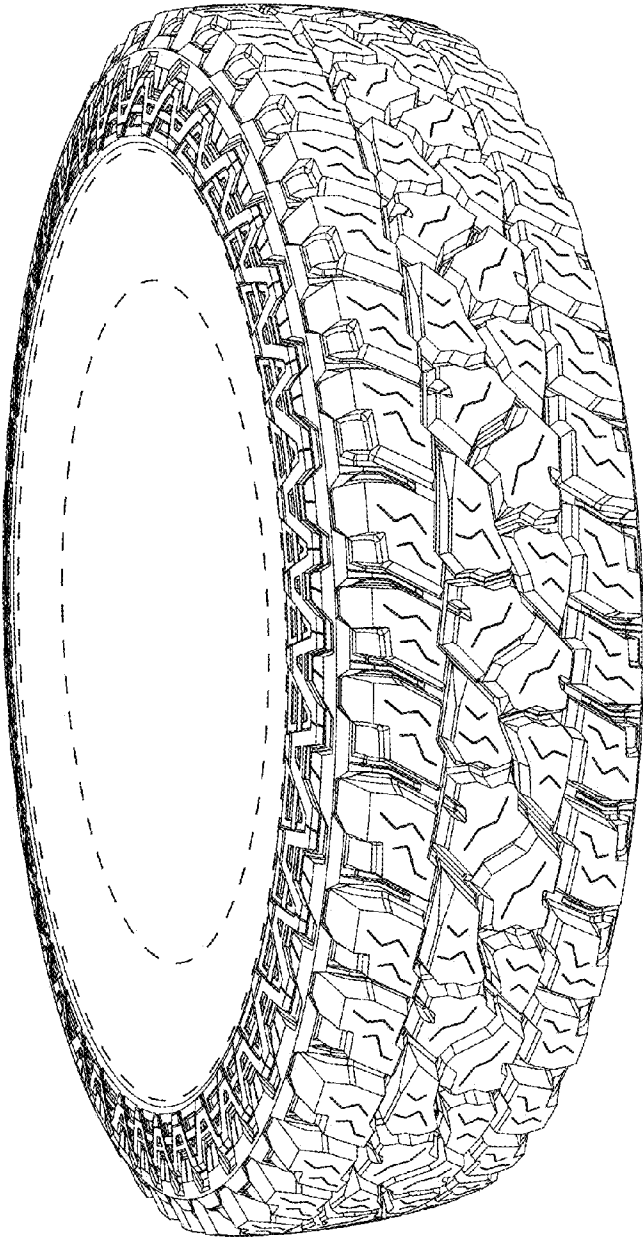


FIG. 1

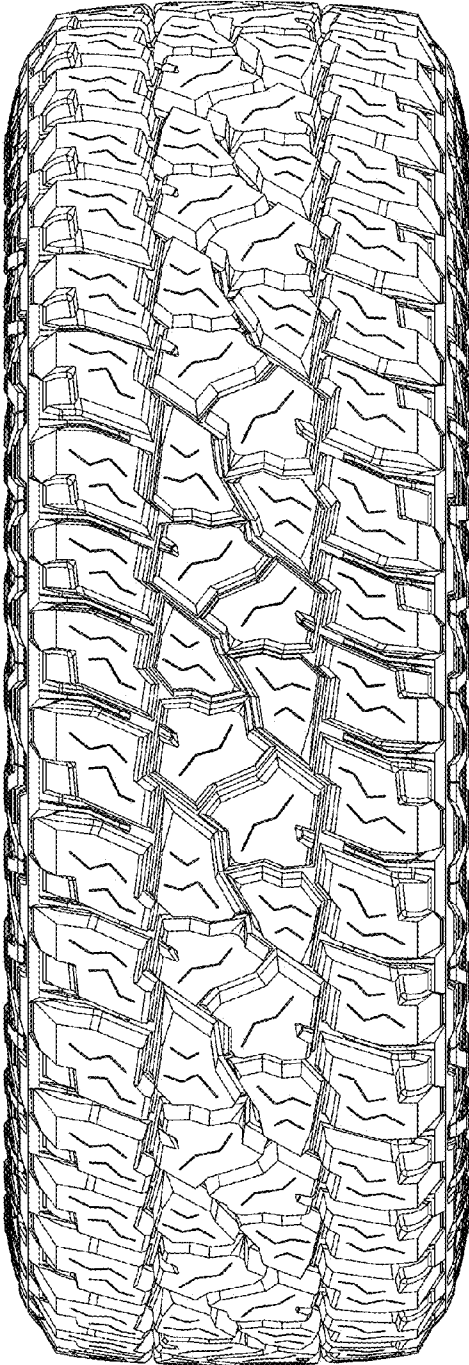


FIG. 2




FIG. 3

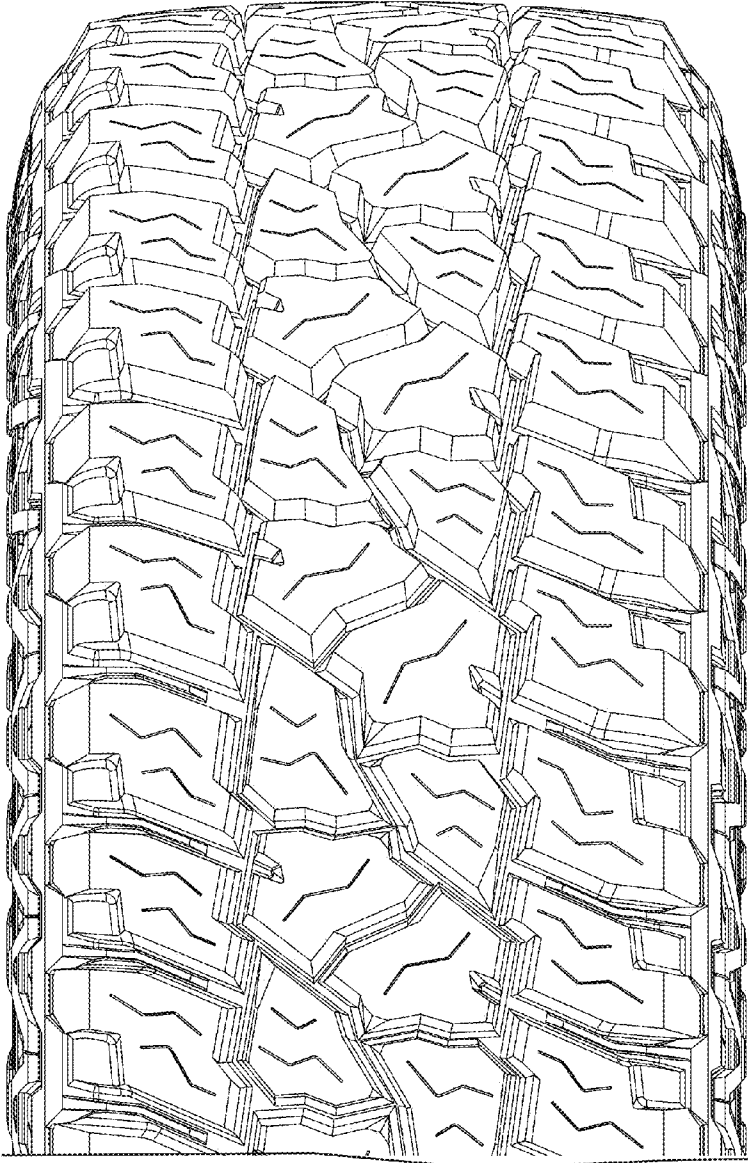


FIG. 4