



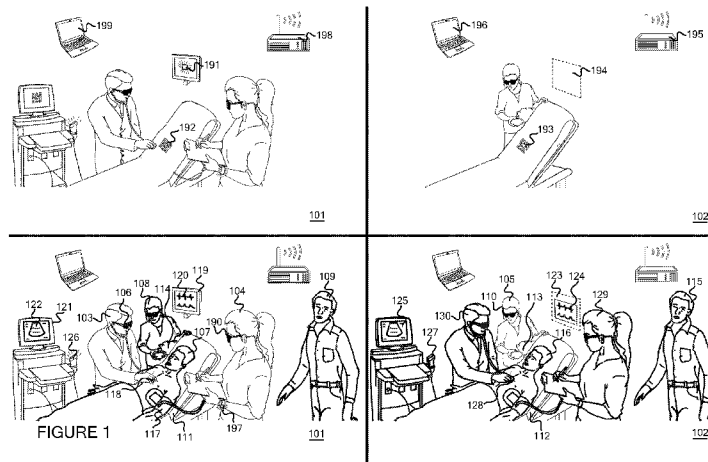
- (51) International Patent Classification:
G06T 19/00 (2011.01)
- (21) International Application Number:
PCT/US2015/049021
- (22) International Filing Date:
8 September 2015 (08.09.2015)
- (25) Filing Language: English
- (26) Publication Language: English
- (30) Priority Data:
62/047,589 8 September 2014 (08.09.2014) US
- (71) Applicant: SIMX, LLC [US/US]; 521 Del Medio Ave. #101, Mountain View, California 94040 (US).
- (72) Inventors: RIBEIRA, Ryan; 521 Del Medio Ave. #101, Mountain View, California 94040 (US). SARMA, Karthik; 521 Del Medio Ave. #101, Mountain View, California 94040 (US). STADLEMAN, Stan; 521 Del Medio Ave. #101, Mountain View, California 94040 (US). NAMPERUMAL, Srihari; 521 Del Medio Ave. #101, Mountain View, California 94040 (US). RIBEIRA, Jason; 521 Del Medio Ave. #101, Mountain View, California 94040 (US). MILLER, Christopher; 521 Del Medio Ave. #101, Mountain View, California 94040 (US).
- (74) Agents: BRANDT, Michael C. et al.; 1 Almaden Boulevard, Floor 12, San Jose, California 95113 (US).

- (81) Designated States (unless otherwise indicated, for every kind of national protection available): AE, AG, AL, AM, AO, AT, AU, AZ, BA, BB, BG, BH, BN, BR, BW, BY, BZ, CA, CH, CL, CN, CO, CR, CU, CZ, DE, DK, DM, DO, DZ, EC, EE, EG, ES, FI, GB, GD, GE, GH, GM, GT, HN, HR, HU, ID, IL, IN, IR, IS, JP, KE, KG, KN, KP, KR, KZ, LA, LC, LK, LR, LS, LU, LY, MA, MD, ME, MG, MK, MN, MW, MX, MY, MZ, NA, NG, NI, NO, NZ, OM, PA, PE, PG, PH, PL, PT, QA, RO, RS, RU, RW, SA, SC, SD, SE, SG, SK, SL, SM, ST, SV, SY, TH, TJ, TM, TN, TR, TT, TZ, UA, UG, US, UZ, VC, VN, ZA, ZM, ZW.
- (84) Designated States (unless otherwise indicated, for every kind of regional protection available): ARIPO (BW, GH, GM, KE, LR, LS, MW, MZ, NA, RW, SD, SL, ST, SZ, TZ, UG, ZM, ZW), Eurasian (AM, AZ, BY, KG, KZ, RU, TJ, TM), European (AL, AT, BE, BG, CH, CY, CZ, DE, DK, EE, ES, FI, FR, GB, GR, HR, HU, IE, IS, IT, LT, LU, LV, MC, MK, MT, NL, NO, PL, PT, RO, RS, SE, SI, SK, SM, TR), OAPI (BF, BJ, CF, CG, CI, CM, GA, GN, GQ, GW, KM, ML, MR, NE, SN, TD, TG).

Published:

- with international search report (Art. 21(3))
- before the expiration of the time limit for amending the claims and to be republished in the event of receipt of amendments (Rule 48.2(h))

(54) Title: AUGMENTED REALITY SIMULATOR FOR PROFESSIONAL AND EDUCATIONAL TRAINING



(57) Abstract: A method and apparatus for an augmented reality simulator for professional and educational training is provided. The simulator provides a training environment spanning one or more physical locations in which one or more virtual avatars representing purely virtual objects or persons or real physical objects or persons which are located at a different physical location are projected into the physical space. The avatars are interactive with other avatars and real objects or persons and update over time or in response to actions taken by other real or virtual elements, or based on predefined instructions.

WO 2016/040376 A1

AUGMENTED REALITY SIMULATOR FOR PROFESSIONAL AND EDUCATIONAL TRAINING**CROSS-REFERENCE TO RELATED APPLICATIONS; BENEFIT CLAIM**

[0001] This application claims the benefit of Provisional Appln. 62/047,589, filed September 8, 2014, the entire contents of which is hereby incorporated by reference as if fully set forth herein, under 35 U.S.C. §119(e).

FIELD OF THE DISCLOSURE

[0002] The present disclosure relates to computer-based training utilizing simulation, and more specifically to augmented reality simulation software for professional and educational training purposes, including but not limited to medical and mechanical training.

BACKGROUND

[0003] The concept of simulation of critical events to hone skills, in contrast to mere practice, has long been a staple of human training methodology. At its heart, the goal of simulation is to truly mimic the physical and psychological experience of an event, thus harnessing the power of emotional context and psychological stress to retain both physical and intellectual skills and lessons with more reliability than practice alone can yield.

[0004] Various industries have adopted and refined simulation-based training methodologies, attempting to replicate work environments as precisely and accurately as possible to prepare students and professionals for critical events that may be encountered in practice. In the aviation industry, for example, flight simulators have improved over time as computer technology has become more advanced and affordable. In the institution of medicine, medical scenario simulation has grown to become a standard component of medical training and continuing education, typically relying on physical "dummy" apparatuses to represent the "patients" or "subjects" of the simulation.

[0005] Simulation-based training systems that are both low cost and completely immersive are significantly limited or non-existent in many industries. Further, current simulation tools are not tightly integrated with computer systems that allow for simulation case scenarios to be authored for distribution and reuse, or stored and aggregated for analysis, scoring, and review. With regard to medicine specifically, the majority of simulation taking place in medical education today involves the use of full-scale, computer -driven manikins that are capable of portraying human physiology and around which a realistic clinical environment can be recreated. In this sense, manikin

simulators are uniquely suited for training scenarios capable of satisfying the requirements for equipment fidelity, environment fidelity, and psychological fidelity, or the capacity to evoke emotions in trainees that they could expect to experience in actual practice. However, there remains a gap in the manikin's ability to represent a broad array of demographics or visually important clinical scenarios. In addition, there are significant logistical challenges associated with gathering work-hour limited trainees at sufficiently frequent intervals to foster maintenance of clinical competency using manikin simulation. Instructor salaries, technician salaries, and opportunity-costs involved in equipping and maintaining a state-of-the-art simulation facility employing such manikins represents a significant cost and places significant limitations on the ability of manikin simulation to integrate fully into existing curricula.

[0006] Beyond the training of novice medical staff, simulation-based training has also come to be recognized as integral to maintaining skills of fully licensed and practicing medical staff, but the logistical challenges of bringing staff together outside of regularly scheduled hours to a high fidelity environment or of bringing a high fidelity environment to the regular work location of the staff has presented an almost insurmountable challenge to simulation-based training in this population. The cost and lack of portability of the modern high fidelity medical simulation system also presents a barrier to its wider adoption outside of medical education institutions and outside of wealthy nations, despite the clear need for such maintenance training within community institutions and novice and maintenance training in developing countries. The limited ability of manikin based systems to represent different ethnicities, age groups, and visual symptoms, including rashes, also represents a degradation of psychological fidelity, with these aspects of medical simulation particularly relevant to training of experienced providers and in the field of tropical medicine.

[0007] The approaches described in this section are approaches that could be pursued, but not necessarily approaches that have been previously conceived or pursued. Therefore, unless otherwise indicated, it should not be assumed that any of the approaches described in this section qualify as prior art merely by virtue of their inclusion in this section.

BRIEF DESCRIPTION OF THE DRAWINGS

[0008] Exemplary embodiments of the present invention described below with detailed descriptions and accompanying drawings. Embodiments of the invention have been described with reference to numerous specific details that may vary from implementation to implementation. The specification and drawings are, accordingly, to be regarded in an illustrative rather than a restrictive sense. The sole and exclusive indicator of the scope of the invention, and what is intended by the applicants to be the scope of the invention, is the literal and equivalent scope of the set of claims

that issue from this application, in the specific form in which such claims issue, including any subsequent correction.

[0009] FIG. 1 is a diagram illustrating the use of a shared augmented reality environment for medical training over multiple geographic locations;

[00010] FIG. 2 is a diagram illustrating the use of an augmented reality environment for automotive training;

[00011] FIG. 3 is a diagram illustrating the use of a shared augmented reality environment for training over multiple geographic locations and the communications between those locations;

[00012] FIG. 4 is a diagram illustrating the use of a shared augmented reality environment for training using a physical dummy as a point of reference to anchor the augmented reality environment;

[00013] FIG. 5 is a diagram illustrating the use of an augmented reality environment for training, a series of computing devices used to create the environment, and an instruction file specifying the training augmented reality environment;

[00014] FIG. 6 is a diagram illustrating the use of one or more network computer systems for retrieval of stored instruction files for augmented reality environments, with optional use of a marketplace for instruction files;

[00015] FIG. 7 is a diagram illustrating the use of software for the authoring of instruction files for augmented reality environments;

[00016] FIG. 8 is a diagram illustrating the use of software for the authoring of instruction files for a subcomponent tool for an augmented reality environment; and

[00017] FIG. 9 is a diagram illustrating the use of one or more special-purpose computing devices.

DETAILED DESCRIPTION

[00018] In the following description, for the purposes of explanation, numerous specific details are set forth in order to provide a thorough understanding of the present invention. It will be apparent, however, that the present invention may be practiced without these specific details. In other instances, well-known structures and devices are shown in block diagram form in order to avoid unnecessarily obscuring the present invention.

[00019] Techniques are described herein that provide for systems, methods, and non-transitory computer-readable media for simulation based training. This methodology uses augmented reality, a particular incarnation of virtual reality, in order to greatly advance the degree of equipment fidelity, environment fidelity, and psychological fidelity available in simulation for training, with certain embodiments also decreasing the cost and improving portability of simulation systems, depending on the particular hardware utilized to realize the simulation system.

[00020] Here, an augmented reality environment refers to the perception of a user of their real, physical environment with the addition of virtual, projected, two or three dimensional objects in that environment. Integral to the concept of an augmented reality environment is the feature of the virtual objects to be perceived to exist in the real space as if they were real objects, with the ability of users to walk around them and see them from different angles, as appropriate. In harnessing this for training, the method described enables a replication of nearly an infinite number of environments.

[00021] In some embodiments, processes are described herein for establishing an augmented reality environment, utilizing a computer application to author simulation scenario cases, processing actions on virtual objects, and recording the events transpiring while users are immersed in the augmented reality environment. Such scenario cases may be comprised of instruction sets and associated metadata and subordinate instruction sets and data, such as audio data or image data, and may be distributed locally or broadly through the use of an internet infrastructure, marketplace, or other distribution mechanism.

[00022] Establishing an augmented reality environment within a real space refers to using computer generated virtual models, or virtual avatars, projected into the space, where the avatars behave as if they are physically in the space, and where multiple users can see each other, or at least placeholders of each other, and the avatars, and interact with the avatars and each other, mimicking a situation where all avatars and users are physically in the real space and are solid objects or beings, even in the scenario where the user themselves are not in the same real space. Virtual avatars may be projected into empty physical locations or they may

be projected over existing real objects and partially or fully obstruct the actual view of the real object while allowing for physical interactions, such as touch, with the real object, and allowing for such interactions to be detected and the virtual avatar updated based on the interaction.

[00023] Utilizing a computer application to author scenario cases refers to the use of an authoring application which outputs an instruction set that defines the appearance, properties, and behavior of virtual avatars in an augmented reality environment with respect to time, as well as defining virtual avatars' effects on other objects in the augmented reality and the effect of other objects on the virtual avatar.

[00024] Processing the actions on virtual objects in an augmented reality environment refers to the method of matching virtual versions of real objects to the real objects in the augmented reality environment using sensors, where the virtual object occupies the same space as the real object, and using the actions and interactions between these virtual objects to accurately change the appearance or other properties of the virtual objects as defined by their pre-programmed properties. This also refers to the method of changing the appearance or properties of purely virtual objects, with no physical analog in the real environment, based upon actions and interactions with other purely virtual objects or real objects, as defined by their pre-programmed properties. This could include purely visual changes, movements, or other properties such as audio vocalizations. Detection of actions and interactions may involve the use of wearable or freestanding sensors, such as cameras, IR beacons, wireless beacons, and inertial measurement units. Some sensors may be attached to augmented reality devices worn by participants, or they may be attached to real objects and communicate with the system to provide additional information about the state of the real and virtual space relative to those objects, or they may be freestanding.

[00025] Recording the events transpiring in an augmented reality environment refers to a method of detecting and recording user actions such as body movement, and speech in addition to the passage of time, the visual or audio experience of participants, and the occurrence of pre-programmed events, and using that record to evaluate user performance based up on pre-determined metrics.

[00026] FIG. 1 shows one possible embodiment of using a shared augmented reality environment for training, in which a plurality of real participants and real objects are located in distinct geographic spaces, with the shared augmented reality environment populated by virtual avatars of living beings and inanimate objects. Specifically, the figure shown represents the use of the shared augmented reality environment for medical training in two

locations, depicted here utilizing four panels, showing one medical training session occurring simultaneously (or near simultaneously due to potential lag caused by network and/or different processing speeds of devices) at two different physical locations **101** and **102**. The figure shown depicts the real physical spaces in locations **101** and **102** in the top two panels, populated only by real physical objects and living beings. The bottom two panels of the figure depict the augmented reality environment, populated by real physical objects and living beings as well as virtual avatars of objects and beings. The figure depicts location **101** on the left half of the figure and location **102** on the right half of the figure.

[00027] According to this particular embodiment, three human participants including a physician **103**, a nurse **104**, and a respiratory therapist **105**, are participating in a medical training session concurrently. Participants **103** and **104** are located in one particular physical location **101** depicted in the scene, and participant **105** is located in a different physical location **102** depicted in the scene.

[00028] The physician **103** is wearing an augmented reality device **106**, which is a device that has the capability to display to the surrounding physical space with virtual elements projected into the space which appear to be physically present within that space, immersing the wearer in the augmented reality environment, and which also, in this embodiment, has further capabilities built into the device or attached to the device in a modular fashion. Specifically, the embodiment shown includes internet communication, sensors, including multiple cameras, IR tracking devices, inertial measurement units, and other sensors, audio speaker systems, and headphones. Further, one embodiment of device **106** may include the capability of binocular vision to further immerse the participant in the augmented reality environment.

[00029] The physician's augmented reality device **106** is projecting three virtual avatars **107**, **108**, and **109**, which are computer generated virtual representations of living beings which are not physically present, but which are projected into the physical view of the individual wearing an augmented reality device so as to appear to be physically present, which may be animated and interactive with the physical participants and with other virtual avatars, and which may experience changes of state during the course of use of the system.

[00030] The virtual avatar **108** is the representation of human participant nurse **105**, who is not physically present in the physical location **101** where physician **103** is located, but who is instead using the system in a different location **102** and is being physically projected into physician **103**'s field of view by the augmented reality device **106** in a position and orientation relative to the marker **192** affixed to bed **111** in location **101** that corresponds to

participant **105**'s position and orientation in location **102** relative to the marker **193** affixed to bed **112**. In this embodiment, markers **192** and **193** are visibly distinct patterns, quick response codes. When the marker is read by the simulation system, the marker pattern, or in other embodiments the other unique qualities about the marker, are compared to a pre-programmed set of markers for that simulation session. Once the matching marker is found in the reference set, the data for the avatar programmed to be projected over that marker is retrieved and used to project the avatar in three dimensions over the marker. The appropriate position and orientation of the avatar is calculated by the system in part using the sensor data provided by participant **105**'s augmented reality device **110** as well as participant **103**'s augmented reality device **106** based on the position and orientation of the marker. The system uses this sensor data to compute the appropriate angles based on the relative position and orientation of the participants in the session to that of an anchor object such as markers **192** and **193** affixed to beds **111** and **112**, respectively. Avatar **108** may appear as an exact three dimensional replica of participant **105**, or a generic human avatar that occupies the same relative position as participant **105**, or a different placeholder graphical avatar located in the same relative position.

[00031] Alternatively, this position and orientation may be computed based on relative positioning and orientation to any other physical object or marker in the scene, where a marker is a pre-planned physical object, visual or physical pattern, or electromagnetic emitter used as a fiduciary point by the system to perform relative position and orientation calculations, or the position and orientation may be computed using a different methodology, such as simultaneous localization and mapping, as needed. An example of a physical pattern, a flat wall, is shown with virtual marker **194**, which represents the placement of a location anchor, the virtual marker **194**, within the augmented reality environment based upon pattern recognition of a flat surface, where the two-dimensional virtual avatar, cardiac monitor screen **124**, is located relative to virtual marker **194**. An example of an electromagnetic marker, a marker embedded into ultrasound probe **126**, is also shown, where such an electromagnetic marker may communicate location, orientation, and identity data, similar to the visual markers **192** and **193**. In this case, the marker also allows for the registration of the real US probe **126** with its virtual avatar **127**. In the case of an electromagnetic marker, detailed identity data about the real object to which it is attached, including data regarding how the real object interacts with virtual objects, and data regarding how the virtual object to which it is registered, in this case virtual ultrasound probe **127**, should appear and interact may be actively transmitted. In the case of a passive electromagnetic marker that acts similarly to a

visual marker, with simulation system sensors only able to read location, orientation, and identity data, the system would use identity data, such as a code being broadcast by the marker, to properly register the correct virtual avatar to the real object. By comparing that identity data sensed to a pre-programmed set of identifiers, the simulation system determines which particular avatar, with its corresponding properties, is to be projected to overlay the marker, in this case avatar **127**. Once the virtual avatar is registered to the physical object, the system projects the avatar over the marker as pre-programmed, typically occupying the identical space as the real object and following the movement of the real object in the augmented reality space exactly, thereby overlaying the real object. Thus, when real object **126** is registered and interacts with virtual objects, such as avatar **107**, the simulation system uses pre-programmed instructions to determine the result of the interaction. For instance, placing real object **126** in contact of the chest of avatar **107** in the augmented reality space would also place virtual object **127** in contact with the chest of avatar **107**, which can be detected by the system as a collision, and which can trigger the display of US result image **122** on device **121**. This collision is also recorded by the system, and if listed as a performance metric, the use of probe **126** by participants may contribute to their performance score. In one embodiment, not depicted in the figure explicitly, additional sensors, such as cameras not attached to any participants, or three-dimensional location systems may also be used to calculate positions and orientations of visual or electromagnetic markers.

[00032] As indicated above, actions of participants, avatars, and/or other objects within the augmented reality environment may be monitored and recorded. Such monitoring may be useful in the context of evaluating the performance of one or more participants that are engaged in a training simulation. Using at least one sensor, such as a microphone, camera, etc., an augmented reality device may detect an occurrence of an action within the augmented reality space. The action that is detected may vary from implementation and may include, without limitation, a physical movement of a participant, a vocalization by a participant, an interaction between a participant and a virtual avatar, an interaction between two different virtual avatars, an interaction between a physical object and a virtual avatar, an interaction between a participant and a physical object, or some combination thereof. Once detected, the occurrence of the action may be recorded to volatile or non-volatile storage of a computing device. The data used to record the action may vary and may include without limitation, text data describing the action, a visual image of the action, a video file of the action, a transcription of a vocalization, a recording of the vocalization, or some combination thereof. During the simulation or at the end of the simulation, the recorded action may be compared to

a performance metric. In some embodiments, the performance metric identifies a set of goal action, where the goal actions specify the actions a participant should take or, in some instances, the actions a participant should not take, during the simulation. There may be grades or weights associated with the different goal actions. For instance, if a participant takes the best course of action, the participant may receive the highest performance score for that action whereas a different action may be an appropriate action, but not the best, where the participant earns a lower performance score for this action, and the lowest performance score if no appropriate action was taken. The system may thus compare records of the action to the performance metric to perform an evaluation of the performance of one or more participants. The system then generates a performance evaluation that includes one or more measures that indicate the performance of the one or more participants in the augmented reality environment. A measure may be a score, grade, suggestions for improvement, or some other quantitative or qualitative indicator of a participant's performance, the calculation of which may vary from implementation to implementation and may depend on the performance metric used and the actions recorded during the simulation. In the context of a medical simulation, the system may monitor whether a participant orders medication, whether the dosage used /applied is correct, whether the participant performs a surgical procedure on a virtual avatar correctly, response times between events and actions, etc. to evaluate the performance of the participant. The evaluation report may be printed, stored, and/or transmitted over a network to notify the participant and/or a moderator of the simulation result.

[00033] The virtual avatar **108** mimics the physical actions performed by participant **105** in location **102**. In this scene, participant **105** is using tool **113**, a bag-valve-mask. The bag-valve-mask is projected virtually into the space **101** as virtual tool **114** using the system. The use of tool **113** is detected by augmented reality device **110** by means of the sensors on the device **110** and the physical configuration of tool **113**, or alternatively by the use of a fiduciary marker placed upon tool **113**, or by some other marking technique as previously described. The system detects the use of tool **113** by participant **105** and projects virtual tool **114** with avatar **108** so that her actions in location **102** are seen by the other participants, mimicking a situation in which participant **105** is using tool **113** in the same physical space **101** as participants **103** and **104**. The virtual avatar **129** similarly mimics the physical actions performed by participant **104** in location **101**. In this case, emitter **197** provides additional location data regarding the location of participant **104**'s wrist, allowing her body movements

to be detected with higher precision and avatar **129** to more accurately mirror her body movements.

[00034] In this embodiment, the augmented reality medical training session in which the three real individuals **103**, **104**, and **105** are participating has been designed and created using an authoring application whose output was a file containing the information necessary to project the virtual avatars present in the shared augmented reality environment. This output file contains an instruction set that describe the physical properties of the virtual avatars, including their appearance, as well as different sets of properties unique to each different avatar.

[00035] In the figure, avatars **107** and **109** in location **101** represent human beings, where the instruction set within the file contains data for the devices **106**, **110**, and **190** to project those avatars. Further, as avatars **107** and **109** do represent human beings, the instructions describing them also provide information regarding their physiology and behavior, how that physiology and behavior vary over time as the instructions are executed, and how their physiology, behavior, and appearance may change in response to different interactions with real objects, virtual avatars, and virtual interventions, such as medication administration. Avatar **114** in location **101** represents a tool, and the instruction set also contains data on the appearance and properties of this tool, including how its use affects other virtual avatars.

[00036] The computing device **199** and the router **198** in location **101** act as a host and conduit for network communications, respectively, allowing the coordinated projection of all of the avatars in the augmented reality environment. In this case, the computing device **199** is running a simulation execution application which can execute the previously mentioned instruction set to build the augmented reality environment. Computing device **199** communicates wirelessly, in this case, with client devices **106**, **110**, and **190**, as well as the emitters contained within objects **118**, **126**, and **191**, either directly or via routers **198** and **195**.

[00037] As the host, computer device **199** receives location data and property data on all markers from sensing devices, and then rebroadcasts that data to all projection devices in order to allow for a coordinated and simultaneous (or near simultaneous) view of all avatars and to change the augmented reality environment appropriately in response to avatar interactions. In this way, all three dimensional avatars correctly occupy the three dimensional augmented reality space for all participants, such that when viewed from different angles and positions the avatars occupy a consistently same space in a consistently same orientation as if they were physically present. Given sufficient computing power,

device **106** or **190** may also function as the host. In the context of internet access via routers **198** and **195**, devices **199**, **106**, **110**, and **190** may also download data as needed from a remote server in addition to accessing local databases in order to project all the avatars populating the shared augmented reality environment over the course of a simulation session.

[00038] Host device **199** may also be used by any participant to enter commands during the execution of an instruction set that change the augmented reality environment, for instance creating a new avatar or triggering a change in physiology in a human avatar. Control of the simulation environment using the host device **199** running the simulation execution application also includes navigation of the instruction set describing the augmented reality environment, so that if a participant must leave the simulation environment, wishes to re-experience a specific event, or wishes to skip ahead to a later time point, execution of the instruction set can be appropriately navigated.

[00039] The virtual avatar **109** represents a virtual character that does not represent a physical human participant. This character is generated entirely by the system, and can interact with the human participants as well as other virtual avatars. Avatar **109** is projected into the physician **103**'s view by device **106** and appears to be in the same physical space **101** as physician **103**. The same virtual character is projected into physical space **102** by augmented reality device **110** and seen by nurse **105** as avatar **115**. Avatars **115** and **109** are both representations of the same system generated virtual character, and are projected similarly in both locations **101** and **102**. The actions and interactions of this character are projected into the view of all of the participants in the simulation and dictated by the instruction set being executed by device **199**.

[00040] The virtual avatar **107** also represents a virtual character that does not represent a physical human participant. In this scene, avatar **107** represents a patient, who is also represented in location **102** as avatar **116**. Avatar **107** is projected to appear on top of physical bed **111** and avatar **116** is projected to appear on top of physical bed **112** in order to provide a realistic patient setting for the purpose of the represented medical training session. The virtual patient is fully simulated by the system and is interactive with other participants as well as virtual avatars based upon the instruction set being executed by device **199**. The physiological and physical state of the virtual patient is calculated and simulated by the system based on accepted physiological parameters as well as the pre-programmed parameters of the associated training scenario. The simulated parameters may include breathing and respiratory rate, heart rate, oxygen saturation, auscultated sounds, ultrasound images and other imaging modalities, physical signs and stigmata, and other physiologic

parameters as appropriate. The simulated patient may also converse with other participants and avatars or communicate in other verbal or nonverbal means. Using a sensor, the system may detect vocalization by the participants as well the content of those vocalizations, which may comprise a command to the system, for instance to administer a medication, or an interaction with a virtual avatar, such as a question about the virtual patient's medical history. The simulated state of the patient may evolve over time or due to events such as actions taken by other virtual avatars or physical participants.

[00041] The virtual patient avatar **107** can be interacted with directly using body parts of the participant or using tools, either virtual, such as tool **117**, or physical, such as tools **118**, **113**, and **126**. Physical tools that are present in only one location such as **113**, **118**, and **126**, can be projected into another, as are virtual tools **114**, **128**, and **127** respectively. The results of tool use can be projected onto a real screen such as results **120** on screen **119**, or they can be projected onto a virtual screen, such as virtual results **124** on virtual screen **123**. In this case, results **120** and **124** represent the same results, which are projected simultaneously and identically in both locations **101** and **102**, using real screen **119** and virtual screen **123**, respectively. Results from a specialized tool such as ultrasound **126** that require a specialized machine to display, such as machine **121**, can be projected onto the real screen as on machine **121**, or a virtual machine can be projected into the space if no real machine is present, as is virtual machine **125** in physical location **102**.

[00042] Results from the use of real or virtual tools upon virtual avatars are computed by the system. The use of tools is detected by the system using appropriate sensors. In this scene, physician **103**'s use of stethoscope tool **118** is detected by his augmented reality device **106** by use of a wireless beacon on device **118**. Alternatively, this tool use could be detected by use of sensors on device **106** such as a camera detecting a fiducial marker placed on tool **118** or the recognition of the physical shape of tool **118**. The fact that the tool **118** is currently interacting with avatar **107** is detected by the system by means of correlating the virtual simulated spatial position of avatar **107** and the physical location of tool **118** and the virtual tool **128** to which it is registered. The system then outputs the appropriate result in the appropriate manner. In the case of stethoscope tool **118**, which is placed over the simulated tricuspid auscultatory area of patient **107**, the appropriate heart sound is played by device **106** and heard seamlessly by participant **103** in a manner similar to that if participant **103** was using his device upon a real physical human patient. In this scenario, the virtual patient **107** also has chest wall tenderness, where placement of the stethoscope **118** upon his chest

triggers the virtual patient **107** to groan, as per the instruction set being executed and controlling the augmented reality environment.

[00043] The use of therapeutic tools, such as bag valve mask tool **113** is similarly processed by the system. The system detects the use of the tool by an appropriate mechanism such as those discussed above. When the tool is used upon the patient, an appropriate physiological response is calculated based on the current simulated physiological and physical state of the patient and the characteristics of the specific tool, which may be automatically assigned to virtual avatar of the tool based upon the tool's identity, the patient's state is updated based on this calculation, and then the projection of the patient and any physiological or physical signs and results are updated accordingly. In this scenario, participant **105** uses tool **113**, a bag-valve-mask, to provide blow-by oxygen. In response to the presence of tool **113** near virtual patient **116**'s face, virtual patient **116** in location **102** has slower breathing, which is mirrored simultaneously by virtual patient **107** in location **101**, with the breathing changes and improved oxygenation, reflected by a higher oxygen saturation percentage, displayed simultaneously on virtual monitors **120** and **124**.

[00044] In location **102**, physical participant **105** sees a similar scene to that seen by participant **103** in location **101** even though participant **105** is in a different physical location. This is effected by participant **105**'s augmented reality device **110**, which projects physical participants **103** and **104** as virtual avatars **129**, **130** respectively. Avatars **129** and **130** are projected to appear in the same relative position to physical bed **112** and marker **193** as physical participants **103** and **104** are relative to physical bed **111** and marker **192**. Alternatively, positioning could be accomplished through a different mechanism, such as those described above. Additionally, virtual avatars **115** and **116** are projected into location **102** just as avatars **109** and **107** are projected into location **101** respectively. Virtual screen **123**, and virtual machine **125** are also projected into location **102** in order to duplicate physical screen **119** and physical machine **121** so that participant **105** is able to see all of the results seen by participants **103** and **104**. This overall provides the appearance to participants **103**, **104**, and **105** that they are located in the same room and interacting with the same patient **107** and virtual character **109** even though in fact they are in two separate locations **101** and **102**. The participants are further able to interact as a team and perform their duties with the patient together seamlessly providing an integrated training experience.

[00045] FIG. 2 shows one possible embodiment of using an augmented reality environment for training, in which a single real participant, mechanic **201**, uses the augmented reality environment for mechanical training in a single location, with a virtual

training apparatus, engine **202**, projected virtually into the physical space using augmented reality device **203**.

[00046] The mechanic **201** is wearing an augmented reality device **203**. The embodiment shown includes internet communication, sensors, including multiple cameras, IR tracking devices, inertial measurement units, and other sensors, audio speaker systems, and headphones in addition to the augmented reality capability of the device.

[00047] The augmented reality device **203** is projecting virtual avatar **202**, which is a computer generated virtual representation of an engine which is not physically present, but which is projected into the physical view of mechanic **201** by augmented reality device **203** so as to appear to be physically present, and which is animated and interactive with both physical participants and other virtual avatars, and which may experience changes of state during the course of use of the system.

[00048] In this embodiment, the augmented reality mechanical training session in which mechanic **201** is participating has been designed and created using an authoring application whose output was a file containing the information necessary to project the virtual engine avatar **202** present in the augmented reality environment as well as an instruction set describing the physical and interactive properties of the virtual engine avatar.

[00049] Avatar **202** represents a computer virtual representation of a simulated engine, where the instruction set within the file contains data for device **203** to project the avatar **202** into the view of mechanic **201**. Further, this instruction set also describes how the simulated engine is affected by interactions with mechanic **201**, such as mechanic **201**'s use of tool **204** to make a modification of the engine. This includes both physical instructions which will affect the visual appearance of avatar **202** as well as instructions that describe how this modification will affect the operation of the engine, which will update the internal representation of the simulated engine, thus allowing for further modifications and operations to be performed upon the engine with composited effects, and which may allow the simulation environment to predict the performance characteristics of the modified engine for simulated testing or for evaluation of mechanic **201**'s performance in the training session.

[00050] Tool **204** represents a physical tool being held by mechanic **201**. The sensors of augmented reality device **203** detect the use of tool **204** and its identity. In this embodiment, the camera of device **203** detects the physical form of tool **204** and uses this information to determine the position of tool **204** relative to the position of mechanic **201** and the virtual simulated position of engine **202**. In the figure, physical tool **204** intersects with engine avatar **202** at point **205**, which corresponds to a sub-component of virtual engine avatar **202**. Using

the sensed information from augmented reality device **203**, the simulation system detects that mechanic **201** is attempting to interact with engine avatar **202** using tool **204** at point **205**, and using the file instructions, determines what effect the interaction performed by mechanic **201** will have upon the simulated engine based upon the identity of tool **204** and the tool properties contained within the instruction set or downloaded by the simulation application as prompted by the instruction set. The system makes the appropriate modification to the simulated appearance of engine **202**, and this updated appearance is projected to mechanic **201** via augmented reality device **203**. This provides the appearance to mechanic **201** that the use of tool **204** is modifying avatar **202** just as it would modify a real engine if used at the same point, providing the appearance that mechanic **201** is interacting with a real engine. The modifications made by mechanic **201** are saved to the instruction set file and make the modifications persistent after they are complete.

[00051] After mechanic **201** is finished making modifications to avatar **202** using tool **204**, he may run a simulated test of the virtual engine. The simulation system then uses the saved modifications to calculate the appropriate performance of the modified engine using the file instructions and then projects an avatar of the engine in operation, allowing mechanic **201** to evaluate the changes that he has made. Alternatively, mechanic **201** may request an evaluation of his performance in the training scenario. The simulation system would compare the modifications made by mechanic **201** and the resulting performance to preset parameters contained in the instruction set file and then provide a score and explanation to mechanic **201**.

[00052] FIG. 3 shows one possible embodiment of using a shared augmented reality environment for training, in which a plurality of real participants and real objects are located in distinct geographic spaces, with the shared augmented reality environment populated by virtual avatars of living beings and inanimate objects. Specifically, the figure shown represents the use of the shared augmented reality environment for medical training in two locations, depicted here utilizing two panels **311** and **312** overlaid over map **320** which depicts distinct training locations **309** and **310**. Panel **311** represents a view of the training session at location **309**, and panel **312** represents a view of the training session at location **310**.

[00053] According to this particular embodiment, two human participants including respiratory therapist **304** and nurse **302** are participating in a medical training session concurrently. Participant **302** is located at physical location **309** and participant **304** is located at physical location **310**. Both participants **302** and **304** are participating in the same shared medical training session concurrently, though from different physical locations.

[00054] Participants **302** and **304** are wearing augmented reality devices **313** and **314**, respectively. In this embodiment, these devices provide, in addition to augmented reality projection capability, internet communication, sensors, including multiple cameras, IR tracking devices, inertial measurement units, and other sensors, audio speaker systems, and headphones attached to the device in a modular fashion or built into the device.

[00055] Avatars **303** and **306** represent virtual patient avatars which both represent the same simulated patient. The virtual patient is fully simulated by the system and is interactive with other participants as well as virtual avatars based upon the instruction set being executed by the system. Avatar **303** is being projected by device **313** into the view of participant **302**, and avatar **306** is being projected by device **314** into the view of participant **304**. Both avatars appear the same and react the same way, as they are representing the same underlying simulated patient. Interactions occurring at either location upon either avatar are reflected by both the avatar at the location where the interaction is physically located as well as the avatar at the other location. This is facilitated by internet communication. In this figure, participant **304** is preparing to use bag valve mask **315** on avatar **306**. The use of this tool is detected by sensors on device **314**. Device **314** also detects the relative spatial position of participant **304** to patient avatar **306**. This set of information is then broadcast over the internet, represented by arrow **316**, from location **310**, to device **313** at location **309**. This transmission occurs directly between the two devices, or is relayed through an internet server, or a series of internet servers and other devices, and may first be processed and transformed by a series of internet servers and other devices before arriving at its destination. The resulting information is then used by device **313** to project virtual avatar **301**, which represents participant **304** and is located at the same location relative to virtual patient avatar **303** as the physical participant **304** is relative to virtual patient avatar **306**, into the physical space observed by participant **302**.

[00056] Similarly, device **313** detects participant **302**'s location relative to patient avatar **303**. This information is transmitted over the internet from location **309** to location **310**, directly, or via an internet server, or via a series of internet servers and other devices. This information may first be processed and transformed by a series of internet servers and other devices before arriving at its destination. The resulting information is then used by device **314** to project virtual avatar **305**, representing participant **302**, into the physical space observed by participant **304**. This transmission occurs near-instantaneously, allowing for actions taking by participants **304** or **302** to be observed nearly immediately by the other participant, providing the experience that both participants are working in the same space,

even though they are located in two distinct physical locations that are geographically separated. In addition, non-human objects like tools **315** may also be captured and projected as necessary, so that both participants see the same set of objects, either due to the presence of a real object or a virtual avatar representing that real object, such as virtual tool avatar **317**. [00057] Also in this particular embodiment, participant **304** is currently speaking speech **308**. The audio information comprising this speech is recorded by the microphone sensor present in device **314**. Alternatively, this information could be recorded by any other audio recording equipment present and connected to the augmented reality system, such as a freestanding microphone with wireless or wired internet connectivity, or a different augmented reality device being worn by a different participant. This information is transmitted from device **314** at location **310** to device **313** at location **309**. This transmission occurs directly between the two devices, or is relayed through an internet server, or a series of internet servers and other devices, and may first be processed and transformed by a series of internet servers and other devices before arriving at its destination. Device **313** then uses its headphones to broadcast the audio information to participant **302**. Alternatively, any other device connected to the augmented reality system with audio speaker capability could be used to broadcast the audio information, such as a freestanding speaker system with wireless or wired connectivity. This gives the appearance of avatar **301** speaking speech **307** to participant **302** even though the actual physical speech is occurring at a different physical location. The content of speech **308** is also analyzed by device **314** or another device running a simulation execution application enabling the augmented reality environment, with that content being recognized as a command to the system or other relevant speech, as indicated by the simulation session instruction set. Similarly, other actions by either participant can be recorded by the system and transmitted in order to allow the participant at the other physical location to experience those actions, such as physical movements or interaction with physical objects or virtual avatars. This provides a seamless experience in which participants **302** and **304** appear to experience participating in training at the same location even though they are physically located at two distinct physical locations.

[00058] FIG. 4 shows one possible embodiment of using a shared augmented reality environment for training. Specifically, the figure shown represents the use of the shared augmented reality environment for medical training by two real human participants, physician **401** and nurse **402**. Participants **401** and **402** are wearing augmented reality devices **406** and **407** respectively, which in this embodiment in addition to possessing augmented reality projection capability, includes internet communication, sensors, including multiple

cameras, wireless beacon tracking sensors, and other sensors, and headphones built into the device or attached in a modular fashion to the device.

[00059] According to this particular embodiment, a physical patient dummy **403** is being used for the simulation. The physical dummy **403** physically contains device **405**, which is a combined sensor, wireless receiver, and wireless transmitter, further acting as a trackable wireless beacon for the dummy **403**. Device **405** is able to communicate with augmented reality devices **406** and **407**, which use the information from the device to track the relative position of dummy **403** to participants **401** and **402** respectively. This allows devices **406** and **407** to project a realistic virtual patient avatar into the perception of participants **401** and **402** over the physical location of dummy **403**, providing the illusion that the virtual patient avatar is in the physical location actually occupied by dummy **403**. In addition, devices **406** and **407** transmit the data from beacon **405** via router **408** to laptop **409** which is running the simulation execution application with the simulated patient.

[00060] Physician **401** is currently using real stethoscope tool **407** on what he perceives to be the virtual patient avatar, which is projected over the real physical location of dummy **403**. Since dummy **403** is in the same location, physician **401** receives the tactile sensation caused by the contact between tool **407** and dummy **403**. In addition, device **406** detects using its sensors that physician **401** is using stethoscope **407** on the virtual patient avatar and transmits that information via router **408** to laptop **409**. Device **405** also detects this stethoscope use and transmits that data to laptop **409** via router **408**. Laptop **409** uses the instruction set for the simulation to determine the appropriate response, which is then transmitted back to devices **406** and **407** via router **408**.

[00061] FIG. 5 shows one possible embodiment of using an augmented reality environment for training. Specifically, the figure depicts one participant, physician **501** using the augmented reality environment for medical training. In addition, several of the computer systems facilitating the augmented reality environment are shown, including network router **506**, laptop computer **507**, and server **508**. In addition, one possible instruction file **510** for this medical training session is graphically represented.

[00062] Physician **501** is wearing augmented reality device **502** and is located in location **509**. In this embodiment, in addition to augmented reality projection capability, device **502** has further capabilities built into the device or attached to the device in a modular fashion. Specifically, the embodiment shown includes internet communication, sensors, including multiple cameras, IR tracking devices, inertial measurement units, and other sensors, audio

speaker systems, and headphones. Virtual patient avatar **505** is being projected into the view of physician **501** by device **502**.

[00063] In this particular embodiment, instruction file **510** is the instruction file for the medical training session that physician **501** is currently participating in. Instruction file **510** may contain several subcomponents, including those four subcomponents depicted, metadata **511**, instructions **512**, access rights **513**, and event log **514**. Instruction file **510** was created by an authoring program which generated the file based on instructions and programming created by the user of the authoring program.

[00064] Metadata **511** includes information about the instruction set, which may include a title, type of simulation, number of participants supported, avatar listing, notes for use by individuals running the simulation, and notes for participants.

[00065] Instructions **512** includes an instruction set which is used by the augmented reality simulation to control the virtual simulations and avatars and to mediate any interactions in the system. The physical features of avatar **505** are included in this instruction set. Server **508** uses the instructions on these features to generate a three dimensional virtual avatar which is then projected by device **502**. Actions of the avatar are also governed by these instructions. For example, the breathing rate of the patient simulation represented by avatar **505** is governed by this instruction set. Server **508**, running a simulation execution application, uses these instructions to generate and update the breathing rate of the patient representation, which then updates the animated breathing rate of avatar **505**.

[00066] Reactions of the avatar to interactions are also specified by the instruction set. As physician **501** uses stethoscope **504** to auscultate patient avatar **505**'s tricuspid area, this is detected by the augmented reality device **502** using its sensors, which in this case may include a camera or wireless beacon detector. In this particular embodiment, this is then transmitted to local internet router **506**, which relays the information to server **508**. Server **508** then uses the instruction set contained in instructions **512** to determine what the reaction should be. For example, the instruction set may specify that the virtual patient should gasp as if it were a real patient being exposed to a cold stethoscope head on bare skin. This would then be relayed by server **508** via router **506** to device **502**, which would update avatar **505** to animate it, with the avatar then gasping. In addition, instruction set **512** may specify that the auscultatory heart sound that would be expected from a stethoscope placed over the tricuspid area of a real patient should be heard by the participant using the stethoscope, in this case physician **501**. The appropriate sound file as specified by the instruction set would be loaded by server **508**, and transmitted to device **502** via router **506**. Device **502** would then use its

headphone capability to play this audio sound to physician **501**. In an alternate embodiment, the sound file would have been transmitted to device **502** at the beginning of the session, and then merely locally accessed when its use was triggered. In addition, instructions **512** may specify that the heart rate of the virtual patient simulation should increase when the stethoscope is used on the patient. Server **508** would then update the heart rate of its internal representation of the virtual patient, and transmit a faster heart sound, as appropriate for the specified heart rate, to be played by device **502** to physician **501**. In addition, any associated display of this heart rate, such as a virtual monitor screen, would be updated with the new heart rate.

[00067] When physician **501** first begins to use stethoscope tool **504**, device **502** may further request information about the tool. This request would be relayed by router **506** to server **508**, which would use instructions **512** to determine the nature of the tool. This would then be transmitted back to device **502**. Device **502** may then further request all associated audio data in order to cache the data on the device. This request would be transmitted by router **506** to server **508**, which would use instructions **512** to determine which files are associated with tool **504**. The associated sound files would then be transmitted by server **508** to device **502** in order to reduce future communication time.

[00068] Events log **514** contains a log of the events and interactions that occur within this particular execution of the simulation, which in this embodiment is a medical training session. For example, in this embodiment, physician **501**'s use of a stethoscope over the tricuspid area of virtual patient **505**, when transmitted to server **508**, is logged and appended to file **510** in area **514** along with any associated metadata of the action, the time of the action, and any appropriate information about the state of the simulation, participants, or virtual avatars or displays, as instructed by instructions **512**. This will allow server **508** to use the fact that this event occurred in calculating further evolutions of the state of the simulation if so instructed by the instruction set. This will also allow users to examine the history of past actions that have occurred in this simulation session. In addition, the resulting changes and interactions due to this event as specified by instructions **512** may also be appended to events log **514** if so instructed by instructions **512**. This may also allow for server **508** to create a summary and possible grading of the performance of physician **501** at the conclusion of the training session based on a procedure previously created by the author of the instruction file and contained in instruction set **512**. At the conclusion of the training session, events log **514** may be copied and saved to serve as a record of the session, or it may be deleted, or it may be otherwise processed for statistical purposes.

[00069] In the future, physician **501** may decide after finishing his use of stethoscope **504** to physically adjust the configuration of bed **503** as a medical intervention using his hands. In this embodiment, this action would be detected by the sensors on device **502** or alternatively by sensors or markers on bed **503** or any other external connected sensor, such as a freestanding network enabled camera. This action would be transmitted via router **506** to server **508**, where the physician's physical action would be recorded in events log **514**, and the appropriate response of the patient simulation would be computed based on instructions **512**. The response would then be used to update the patient simulation on server **508**, which would then be used to update the patient avatar. The update would then be transmitted to device **502** via router **506**.

[00070] In this particular embodiment, the simulation session that physician **501** is participating in was previously started by a local training moderator using laptop **507**. The moderator accessed a listing of available training sessions on laptop **507**. This request was transmitted via router **506** to server **508**, which produced a listing of available cases. In order to determine if a case was available for use by the moderator and physician **501**, server **508** examines the access rights of a particular instruction file, such as access rights **513** in instruction file **510**. Server **508** then compares the access rights contained in the file to the access that the moderator possesses, and if the moderator's access is sufficient to satisfy these access rights, the file is included as an available case in the listing sent to the moderator.

[00071] In this particular embodiment, the simulation session that physician **501** is participating in is being concurrently broadcast to laptop **507** for viewing by the training moderator. The training moderator is able to see the scene as seen by physician **501** due to device **502** sensing the scene using its sensors and broadcasting them via router **506** to server **508**. In another embodiment, a distinct camera may be present in the physical training environment, with that camera's audio and video data being transmitted via router **506** to server **508**. Server **508** then rebroadcasts the scene to laptop **507**. In addition, this video information may be appended to events log **514** by server **508** as a record of physician **501**'s perspective during the training session if so desired. In other possible embodiments, server **508** and laptop **507** may be the same computing device or different computing devices, or a set of computing devices, which may be located in the same location as the participants of the simulation, or in a different location, or in multiple different locations, or distributed using cloud computing. The instruction moderator may be distinct from the participants, or it may be one of the participants, or there may be no moderator. The moderator may be located at the same location as the participants of the simulation, or could be in a remote location. There

may be one moderator, multiple moderators, or no moderators. In this scene, the moderator using laptop **507** is also able to make modifications to the current session. For example, the moderator may decide to add an additional sudden medical complication to the training session. This would be entered into laptop **507** and transmitted via router **506** to server **508**. Server **508** would use this input in combination with instructions **512** to determine what changes to make to its internal patient representation. These changes would then be used to update the patient avatar and any other virtual avatars or virtual screens, and the results would then be broadcast via router **506** to device **502** and then projected into the view of physician **501**.

[00072] FIG. 6 shows one possible embodiment of the infrastructure supporting access to instruction files and associated data by components of the augmented reality environment, including both servers, clients, and other associated computing devices. Two different scenarios are depicted, scenarios **601** and **602**.

[00073] In the particular embodiment of scenario **601**, request **603**, which is a request for an instruction file or associated data, such as audio recordings, graphical models, or sub-instruction sets, is transmitted from a client, such as an augmented reality device, a computing device being used by a moderator, or a simulation server, to local router **604**. Router **604** then transmits the request as request **605** to local database server **606**. In other embodiments, the local database server may be the same computing device as any other device used in the simulation system, such as a moderator client device, or a simulation server, or it may be a distinct computing device, or there may be no local database server. Local database **606** then uses request **605** to search its local datastore and finds the data requested. This data is packaged and transmitted as response **607** to local router **604**, which then transmits it as response **608** to the requesting computing device. In other embodiments, there may be additional routers or other networking appliances involved in the communication chain, or the requesting device may be directly networked with the local database server, local database server and the requesting application may be different processes running on the same computing device.

[00074] In the particular embodiment of scenario **602**, request **609** is also a request for an instruction file or associated data. This request is transmitted to local router **610**, which then transmits it as request **611** to local database server **612**. Server **612** uses request **611** to search its local datastore, but does not find the data requested. Server **612** then sends request **613** for the data to router **610**, which then transmits it via the internet to simulation distribution infrastructure **615** as request **614**. This infrastructure may consist of one or more remote

computing servers or a cloud computing infrastructure. Infrastructure **615** locates the data request on server **616** and transmits request **617**. Server **616** then uses request **617** to search its local datastore and retrieve the requested data, which is then transmitted to infrastructure **615** as response **618**. Infrastructure **615** then retransmits the received data as response **619** to router **610**, which transmits it as response **620** to local database server **612**. Local database server may cache the resulting response data in its local datastore and then retransmits the data as response **621** to local router **610**, which retransmits the data as response **622** to the requesting computing device. In other embodiments, multiple routers or other networking appliances may be used in the transmission and retransmission of requests or responses. In other embodiments, server **616** may be a part of infrastructure **615** or may be a standalone server. In other embodiments, local database server **612** may consist of multiple computing devices, all of which search for the data locally before making a request to infrastructure **615**, or there may be no local database server at all, in which case the requesting device would transmit request **609** directly to infrastructure **615** via router **610**. In other embodiments, response **622** may be processed by the requesting device and as a result additional data may be requested via the same process as request **609**. In other embodiments, the request data may be available via an online marketplace accessible via infrastructure **615**, in which case information about the data available would be transmitted back to the requestor which would then decide whether or not to purchase the requested data. In one possible such embodiment, the original author of the instruction set or other content may store this content on a local server, such as server **616**, and infrastructure **615** would mediate the request for the data by the original server **612**, and if a purchase is made, mediate the transfer of valuable consideration from the operators of server **612** to the operators of server **616**, and the transfer of the purchased data from server **616** to server **612**. In addition, infrastructure **615** may mediate the return of required data, such as metadata regarding use of the content, to server **616**. Server **612** may be disallowed from saving the requested content locally, thus requiring a check to be made via infrastructure **615** to ensure that the operators of server **612** continue to have licensing rights to the purchased content and mediating any additional licensing purchases as necessary.

[00075] FIG. 7 shows one possible embodiment of an authoring program for instruction sets used by the augmented reality simulation system. In this embodiment, an author is creating an instruction set for use in a medical training simulation.

[00076] In this particular embodiment, a set of states **701** comprising the instruction set has been created by the author. The author is currently editing one particular state **703**, some

of the parameters for which are displayed on the editing panel **702**. The author is able to configure global physical parameters for case, such as the patient's gender **704**, ethnicity **705**, and age **706** for a virtual patient as may be appropriate in a medical training application of the augmented reality system. In addition, parameters specific to the selected state **703** are configurable, including the physiological variables heart rate **707**, blood pressure **708**, oxygenation **709** and temperature **710**. Additional parameter may also be available to be configured for each state. These parameters could be the same for multiple states, or could be different per state. In addition, free text notes such as **714** may be appended to a state for use by an instruction moderator or participant.

[00077] The set of states **701** also includes conditions, such as condition **711**. These conditions govern transitions of the simulation from one state to another state. Conditions are also configured by the instruction set author, and could involve any aspect of the simulation, such as the passage of time, interactions by participants and virtual avatars, interactions between virtual avatars, use of real or virtual tools, or any other event in the simulation environment. Conditions may be comprised of a single item or any Boolean configuration of items. When conditions are met, they may cause the transition of the simulation from one state to another state. For example, satisfying condition **711** may cause the simulation state to transition from state **703** to state **715**, leading in this example to a change of the physiological characteristics such as the heart rate of the virtual patient with appropriate physical and interactive signs displayed by the virtual avatar representing the patient and on the virtual cardiac monitor displayed in the augmented reality environment.

[00078] One state in the set of states **701** may represent an end state or goal state. In this embodiment, state **712** is a goal state defined by the instruction set author. One or more participants in the simulation encoded by the instruction set may be graded based on whether or not this goal state is achieved during the course of the simulation. In addition, failure states can also be added to the set of states which, if reached, end the simulation or rewind the simulation to an earlier state. At the termination of a simulation, the contributions made by individual participants as well as the summated group performance in progressing through the states of the simulation may be used to provide feedback or grading of performance. In addition, factors such as the length of time required to progress between states, incorrect or irrelevant actions or interactions, communications between participants or between participants and virtual avatars, and other events that occur during the course of the simulation may be used in grading and feedback. The procedure for performing this grading and feedback as well as the factors to be considered are part of the instruction set authored by

the author using the authoring program. Grading and feedback may be provided to participants directly through the augmented reality system, or a printed or electronic report may be provided. Grading and feedback may be recorded permanently and stored, or it may be deleted, or statistics may be compiled and transmitted to a database for storage and future evaluation. Grading and feedback may be provided for the entire group or on an individual basis to participants.

[00079] Instruction set authors may also load other instruction sets, such as by using a load command **713**, in order to include other instruction sets within the instruction set being authored, allowing for the reuse or editing of common components or a modular instruction structure. Other data components, such as tool definitions, audio data, or graphics models, may also be loaded into an instruction set. Components may be loaded from instruction sets located on the authoring device, or from an external piece of computer readable media, or from the internet. Components may also be accessible through a marketplace, and authors may be able to purchase reusable components for use within their instruction sets. Loaded components may be integrated into a set of states or other instruction set and may be used in conjunction with newly defined instructions or states.

[00080] Instruction sets can be saved locally using a save command **716** allowing for use of the instruction set for simulation session. In addition, instruction sets may be uploaded to a local database server or to an internet storage database for distribution. This database may be part of an instruction set marketplace, and other users may then be able to purchase licenses for use of the instruction set, potentially including use for simulation execution or use as subcomponents for instruction set authoring. Fees may be charged on a per instruction set, per use, or per participant basis. Statistics on the use of the instruction set may be collected and transmitted back to the author for use in future development or for tracking.

[00081] FIG. **8** shows one possible embodiment of an authoring program for instruction sets used by the augmented reality simulation system. In this embodiment, an author is creating an instruction set for use in a medical training simulation.

[00082] In this particular embodiment, the author is designing an instruction set for a particular tool, bag valve mask **801**. The authoring program allows the specification of the appearance of the tool as well as its characteristics. In this example, the tool is used by participants on the virtual patient avatar, and the author is configuring the effects of the tool on the patient simulation. This includes the characteristic **802** that the tool affects, the direction **803** of the effect, the magnitude **804** of the effect, and the valid target **805** of the tool.

[00083] The instruction set can be saved using a save command **806**. Saved tool instruction sets can then be loaded into other instruction sets for use in creating a simulation instruction set. The set can be saved locally, on a local database server, or it to an internet storage database for distribution. This database may be part of an instruction set marketplace, and other users may then be able to purchase licenses for use of the instruction set.

[00084] According to one embodiment, the techniques described herein are implemented by one or more special-purpose computing devices. The special-purpose computing devices may be hard-wired to perform the techniques, or may include digital electronic devices such as one or more application-specific integrated circuits (ASICs) or field programmable gate arrays (FPGAs) that are persistently programmed to perform the techniques, or may include one or more general purpose hardware processors programmed to perform the techniques pursuant to program instructions in firmware, memory, other storage, or a combination. Such special-purpose computing devices may also combine custom hard-wired logic, ASICs, or FPGAs with custom programming to accomplish the techniques. The special-purpose computing devices may be desktop computer systems, portable computer systems, handheld devices, networking devices or any other device that incorporates hard-wired and/or program logic to implement the techniques.

[00085] FIG. 9 is a block diagram that illustrates a computer system **900** upon which an embodiment of the invention may be implemented. Computer system **900** includes a bus **902** or other communication mechanism for communicating information, and a hardware processor **904** coupled with bus **902** for processing information. Hardware processor **904** may be, for example, a general purpose microprocessor.

[00086] Computer system **900** also includes a main memory **906**, such as a random access memory (RAM) or other dynamic storage device, coupled to bus **902** for storing information and instructions to be executed by processor **904**. Main memory **906** also may be used for storing temporary variables or other intermediate information during execution of instructions to be executed by processor **904**. Such instructions, when stored in non-transitory storage media accessible to processor **904**, render computer system **900** into a special-purpose machine that is customized to perform the operations specified in the instructions.

[00087] Computer system **900** further includes a read only memory (ROM) **908** or other static storage device coupled to bus **902** for storing static information and instructions for processor **904**. A storage device **910**, such as a magnetic disk, optical disk, or solid-state drive is provided and coupled to bus **902** for storing information and instructions.

[00088] Computer system **900** may be coupled via bus **902** to a display **912**, such as a cathode ray tube (CRT), for displaying information to a computer user. An input device **914**, including alphanumeric and other keys, is coupled to bus **902** for communicating information and command selections to processor **904**. Another type of user input device is cursor control **916**, such as a mouse, a trackball, or cursor direction keys for communicating direction information and command selections to processor **904** and for controlling cursor movement on display **912**. This input device typically has two degrees of freedom in two axes, a first axis (e.g., x) and a second axis (e.g., y), that allows the device to specify positions in a plane.

[00089] Computer system **900** may implement the techniques described herein using customized hard-wired logic, one or more ASICs or FPGAs, firmware and/or program logic which in combination with the computer system causes or programs computer system **900** to be a special-purpose machine. According to one embodiment, the techniques herein are performed by computer system **900** in response to processor **904** executing one or more sequences of one or more instructions contained in main memory **906**. Such instructions may be read into main memory **906** from another storage medium, such as storage device **910**. Execution of the sequences of instructions contained in main memory **906** causes processor **904** to perform the process steps described herein. In alternative embodiments, hard-wired circuitry may be used in place of or in combination with software instructions.

[00090] The term “storage media” as used herein refers to any non-transitory media that store data and/or instructions that cause a machine to operate in a specific fashion. Such storage media may comprise non-volatile media and/or volatile media. Non-volatile media includes, for example, optical disks, magnetic disks, or solid-state drives, such as storage device **910**. Volatile media includes dynamic memory, such as main memory **906**. Common forms of storage media include, for example, a floppy disk, a flexible disk, hard disk, solid-state drive, magnetic tape, or any other magnetic data storage medium, a CD-ROM, any other optical data storage medium, any physical medium with patterns of holes, a RAM, a PROM, and EPROM, a FLASH-EPROM, NVRAM, any other memory chip or cartridge.

[00091] Storage media is distinct from but may be used in conjunction with transmission media. Transmission media participates in transferring information between storage media. For example, transmission media includes coaxial cables, copper wire and fiber optics, including the wires that comprise bus **902**. Transmission media can also take the form of acoustic or light waves, such as those generated during radio-wave and infra-red data communications.

[00092] Various forms of media may be involved in carrying one or more sequences of one or more instructions to processor **904** for execution. For example, the instructions may initially be carried on a magnetic disk or solid-state drive of a remote computer. The remote computer can load the instructions into its dynamic memory and send the instructions over a telephone line using a modem. A modem local to computer system **900** can receive the data on the telephone line and use an infra-red transmitter to convert the data to an infra-red signal. An infra-red detector can receive the data carried in the infra-red signal and appropriate circuitry can place the data on bus **902**. Bus **902** carries the data to main memory **906**, from which processor **904** retrieves and executes the instructions. The instructions received by main memory **906** may optionally be stored on storage device **910** either before or after execution by processor **904**.

[00093] Computer system **900** also includes a communication interface **918** coupled to bus **902**. Communication interface **918** provides a two-way data communication coupling to a network link **920** that is connected to a local network **922**. For example, communication interface **918** may be an integrated services digital network (ISDN) card, cable modem, satellite modem, or a modem to provide a data communication connection to a corresponding type of telephone line. As another example, communication interface **918** may be a local area network (LAN) card to provide a data communication connection to a compatible LAN. Wireless links may also be implemented. In any such implementation, communication interface **918** sends and receives electrical, electromagnetic or optical signals that carry digital data streams representing various types of information.

[00094] Network link **920** typically provides data communication through one or more networks to other data devices. For example, network link **920** may provide a connection through local network **922** to a host computer **924** or to data equipment operated by an Internet Service Provider (ISP) **926**. ISP **926** in turn provides data communication services through the world wide packet data communication network now commonly referred to as the "Internet" **928**. Local network **922** and Internet **928** both use electrical, electromagnetic or optical signals that carry digital data streams. The signals through the various networks and the signals on network link **920** and through communication interface **918**, which carry the digital data to and from computer system **900**, are example forms of transmission media.

[00095] Computer system **900** can send messages and receive data, including program code, through the network(s), network link **920** and communication interface **918**. In the Internet example, a server **930** might transmit a requested code for an application program through Internet **928**, ISP **926**, local network **922** and communication interface **918**.

[00096] The received code may be executed by processor **904** as it is received, and/or stored in storage device **910**, or other non-volatile storage for later execution.

[00097] In the foregoing specification, embodiments of the invention have been described with reference to numerous specific details that may vary from implementation to implementation. The specification and drawings are, accordingly, to be regarded in an illustrative rather than a restrictive sense. The sole and exclusive indicator of the scope of the invention, and what is intended by the applicants to be the scope of the invention, is the literal and equivalent scope of the set of claims that issue from this application, in the specific form in which such claims issue, including any subsequent correction.

CLAIMS (38)

What is claimed is:

1. A method comprising:
establishing, using at least one computing device, an augmented reality environment;
wherein the augmented reality environment is comprised of a real space in which a
participant is physically located;
wherein the augmented reality environment is populated with a virtual avatar projected into
the real space;
sensing, by at least one sensor, a particular physical action in the real space in which the
participant is physically located;
in response to sensing the particular physical action in the real space in which the participant
is physically located, updating, by at least one application executing on the at least
one computing device, a set of one or more properties of the virtual avatar based on
the particular physical action sensed by the at least one sensor;
wherein updating the set of one or more properties of the virtual avatar based on the
particular physical action sensed by the at least one sensor causes a plurality of
participants that share the augmented reality environment to simultaneously or near
simultaneously view a change in a displayed behavior of the virtual avatar within the
augmented reality environment.
2. The method according to claim 1, wherein the virtual avatar is either two-dimensional
or three-dimensional.
3. The method according to claim 1, further comprising receiving, through a
vocalization or manual input into a computing device, a command to change the
displayed behavior of the virtual avatar; in response to receiving the command,
changing the displayed behavior of the virtual avatar as the virtual avatar is projected
into the augmented reality environment.
4. The method according to claim 1, wherein the virtual avatar is one of a plurality of
virtual avatars projected into the augmented reality environment, wherein each virtual
avatar of the plurality of virtual avatars is a projection of at least one of a piece of a
virtual representation of piece of equipment or a virtual representation of a live being.

5. The method according to claim 1, wherein the virtual avatar mirrors at least one of a location, orientation, deformation, appearance, or movement of a real object in the real space.
6. The method according to claim 1, wherein if a plurality of real objects and a plurality of real beings occupy a plurality of geographically distinct physical spaces, a plurality of virtual avatars is projected into each participant's augmented reality environment, representing a plurality of non-located real beings and other objects from a plurality of other participants' real spaces, such that all participants experience a shared augmented reality experience mimicking the effect of having the plurality of participants and plurality of real objects all in the same physical space.
7. The method according to claim 1, wherein the participant views the augmented reality environment by wearing at least one apparatus that projects virtual avatars into the real space in which the participant is physically located; wherein the at least one apparatus includes the at least one sensor, at least one display, through which projections of the virtual avatars are viewed, and at least one processor.
8. The method according to claim 7, wherein the at least one apparatus worn by the participant allows for binocular vision to immerse the participant within the augmented reality environment.
9. The method according to claim 1, wherein at least one participant of the plurality of participants views the augmented reality environment including the change in the behavior of the virtual avatar without being physically located in the real space.
10. The method according to claim 1, wherein the at least one sensor includes at least one of a digital video camera, an electromagnetic sensor, an accelerometer, or a gravimeter.
11. The method according to claim 7, wherein the at least one apparatus transmits, during execution of a simulation application, a plurality of information over a network to at least one other apparatus worn by a different participant to ensure that the virtual

avatar is simultaneously or near simultaneously seen by the plurality of participants in the augmented reality environment and appears similarly at any given time to the plurality of participants as if it were a physical object that the plurality of participants were to be able to simultaneously view in the same physical space, enabling a coordinated view of at least one virtual avatar.

12. The method according to claim 11, wherein the plurality of information transmitted about a virtual avatar is comprised of location data, properties regarding the identity of the virtual avatar, properties regarding the effect of the virtual avatar on other virtual avatars, properties regarding the physical object that virtual avatar resembles, or appearance data.
13. The method according to claim 1, wherein the particular physical action by the at least one participant, sensed by the at least one sensor triggers a change in the augmented reality environment.
14. The method according to claim 13, wherein the particular physical action by the at least one participant is comprised of at least one body movement, direct input of data into the at least one computer device, at least one vocalization, or the expression of specific ideas via body movement or vocalization.
15. The method according to claim 1, wherein at least one simulation execution application runs on a computer apparatus and functions as a host simulation execution application and at least one simulation execution application runs on a different computer apparatus and functions as a client simulation execution application, wherein the host and client exchange data regarding the augmented reality environment.
16. The methods according to claims 15, wherein the client simulation execution application utilizes the data received from the host to download additional data needed to create or change the augmented reality environment from a local source or a remote server.

17. The methods according to claims 15, wherein the host simulation execution application utilizes data from multiple client simulation execution applications to control a plurality of virtual avatars displayed on a plurality of client displays and coordinate the augmented reality environment shared between clients.

18. A method comprising;
receiving, by an authoring application running on a computing device, a set of one or more values that define at least one of a physical or a physiological property of a virtual avatar;
in response to receiving the set of one more values, generating, by the authoring application running on the computing device, an instruction set for virtual avatar projection into an augmented reality environment;
wherein the instruction set includes instructions used by an augmented reality application to project the virtual avatar into real space such that the virtual avatar exhibits a behavior based , at least in part, on at least one of the physical or the physiological properties defined through the authoring application.

19. The method according to claim 18, wherein the instruction set generated by the authoring application is operable to trigger changes to the augmented reality environment over time or based upon the passage of time, such that a sequence of events occurs in the augmented reality environment as defined by the instruction set.

20. The method according to claim 19, wherein the a sequence of events occurring over time and defined by the instruction set is operable to be navigated by pausing execution, reversing execution, accelerating execution, moving to any time point in the instruction set and starting execution from that point, resuming execution, or stopping execution for all participants sharing the augmented reality environment.

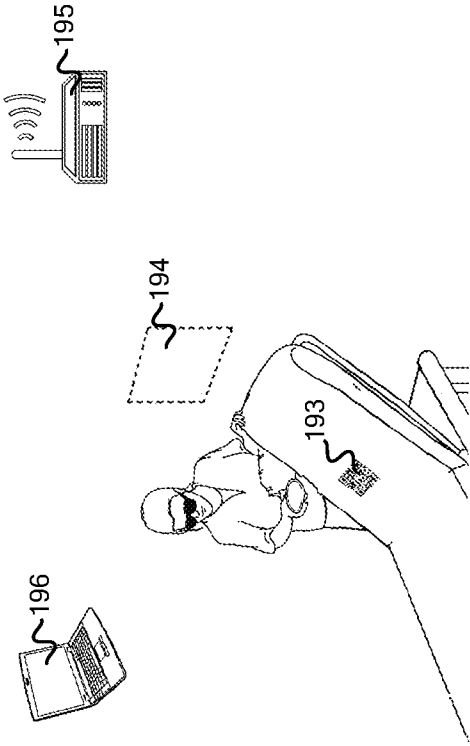
21. The method according to claim 18, wherein generating the instruction set comprises selecting from a set of predefined instructions, composing new instructions, or uploading instructions from an external piece of computer readable media.

22. The method according to claim 18, wherein the authoring application allows for an author to allow at least one characteristic of at least one virtual avatar to change in response to any change in the augmented reality environment.
23. The method according to claim 18, wherein instructions generated by the authoring application can be distributed to other users via an online marketplace, allowing for control of access to those instructions, charging of fees for those instruction, or collection of data regarding the usage of those instructions.
24. A method of processing interactions within an augmented reality environment, the method comprising:
identifying, within a real space of the augmented reality environment using at least one sensor, at least one marker that is associated with a physical object in the real space;
in response to identifying the at least one marker that is associated with a physical object in the real space, identifying a virtual avatar for projection into the augmented reality environment;
projecting the virtual avatar into the augmented reality environment such that the virtual avatar occupies a three dimensional space that overlays, at least in part, the physical object;
detecting, by the at least one sensor, a change to the physical object in the real space;
in response to detecting the change to the physical object, changing a behavior exhibited by the virtual avatar as the virtual avatar is projected into the augmented reality environment.
25. The method according to claim 24, wherein at least one real object can be registered with at least one virtual avatar such that the at least one real object can be identified by the simulation execution application via at least one sensor input, with physical and physiological properties automatically assigned to the at least one virtual avatar based upon the identity of the at least one real object.
26. The method according to claim 24, wherein the at least one virtual avatar's marker is comprised of a visible marking pattern or an electromagnetic beacon.

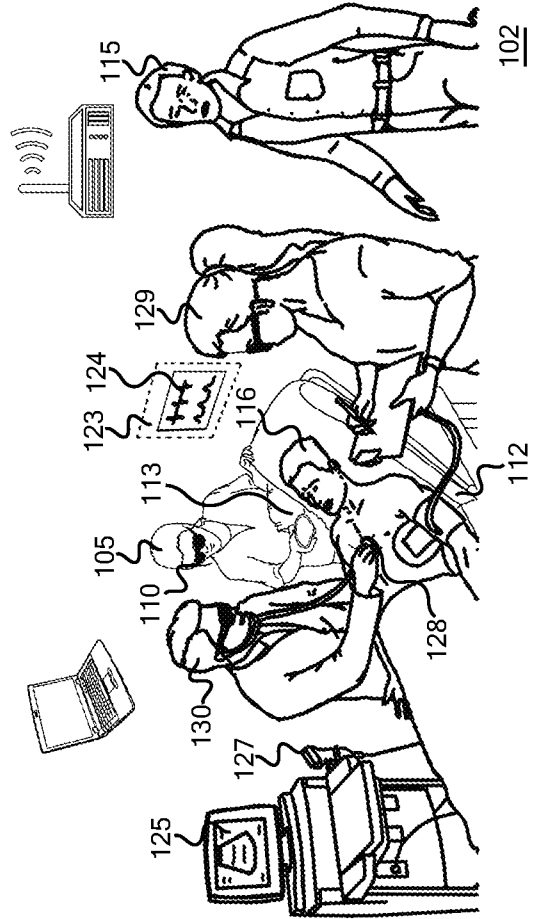
27. The method according to claim 24, wherein the at least one virtual avatar's marker is a virtual marker generated as a result of a pattern recognition algorithm.
28. The method according to claim 24, wherein the at least one real object can be used upon at least one virtual avatar or at least one virtual avatar can be used upon at least one real object in the augmented reality environment, where the effect upon the augmented reality environment can be determined based upon the properties of at least one virtual avatar registered to the at least one real object and the nature of the interaction between the at least one registered virtual object and the at least one virtual object upon which the at least one real object is being used.
29. The method according to claims 24, wherein at least one real object can send at least one piece of data to or receive at least one piece of data from at least one computer apparatus running a simulation execution application.
30. The method according to claim 29, wherein the at least one piece of information is comprised of location data, properties defining a virtual avatar, or properties of the real object.
31. The method according to claim 29, wherein the at least one real object physically contains at least one sensing or transmitting apparatus.
32. The method according to claim 29, wherein the at least one real object sensed by at least one external sensing system.
33. A method comprising;
detecting, using at least one sensor, an occurrence of an action within an augmented reality environment;
recording, using at least one computer device, the occurrence of an action within an augmented reality environment;
comparing a records of the action to a performance metric that identifies a pre-determined set of goal actions;

generating, based at least in part on said comparing, a performance evaluation that includes one or more measures that indicate a performance of at least one participant in the augmented reality environment.

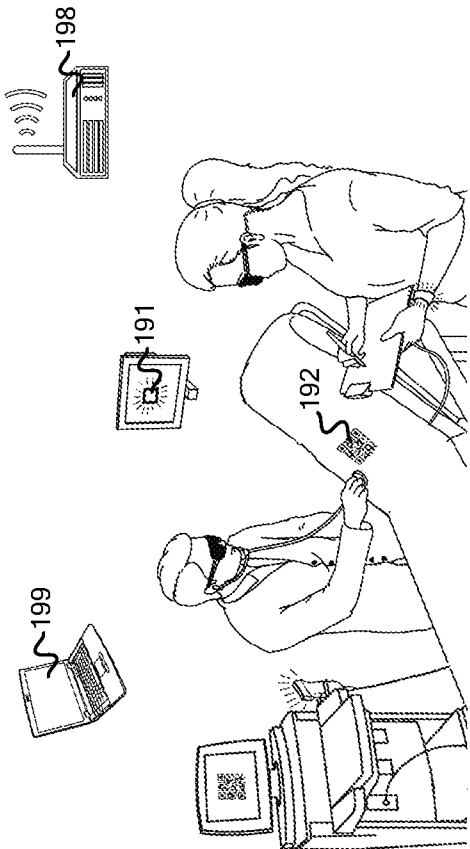
34. The method according to claim 33, wherein the action by the at least one participant that is detected and recorded is comprised of at least one body movement, direct input of data into the at least one computer device, at least one vocalization, or the expression of specific ideas via body movement or vocalization.
35. The method according to claim 33, wherein the actions recorded within an augmented reality environment are appended to a record of the augmented reality environment session.
36. The method according to claim 35, wherein the record of the augmented reality environment session is comprised of the record of the execution of a file containing the an instruction set controlling the augmented reality environment, timing data regarding when instructions were executed and events occurred, a plurality of events occurring over the course of execution of an instruction set, a plurality of data collected from a plurality of participant apparatuses, and video representing the augmented reality environment from the perspective of at least one participant or a virtual 3rd party perspective.
37. The method according to claim 36, wherein an event is comprised of any change to the augmented reality environment.
38. One or more non-transitory computer-readable media storing instructions which, when executed by one or more computing devices, causes performance of any of the methods of Claims 1 to 37.



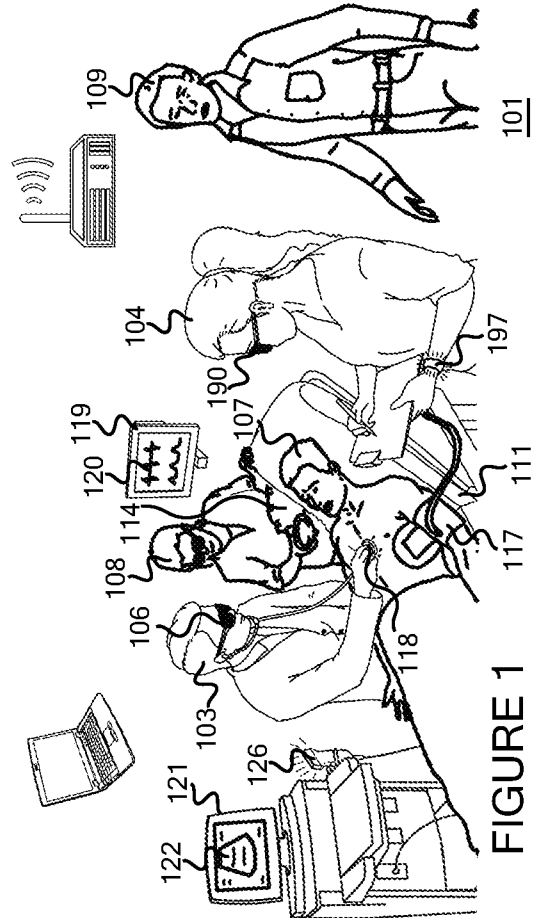
102



102



101



101

FIGURE 1

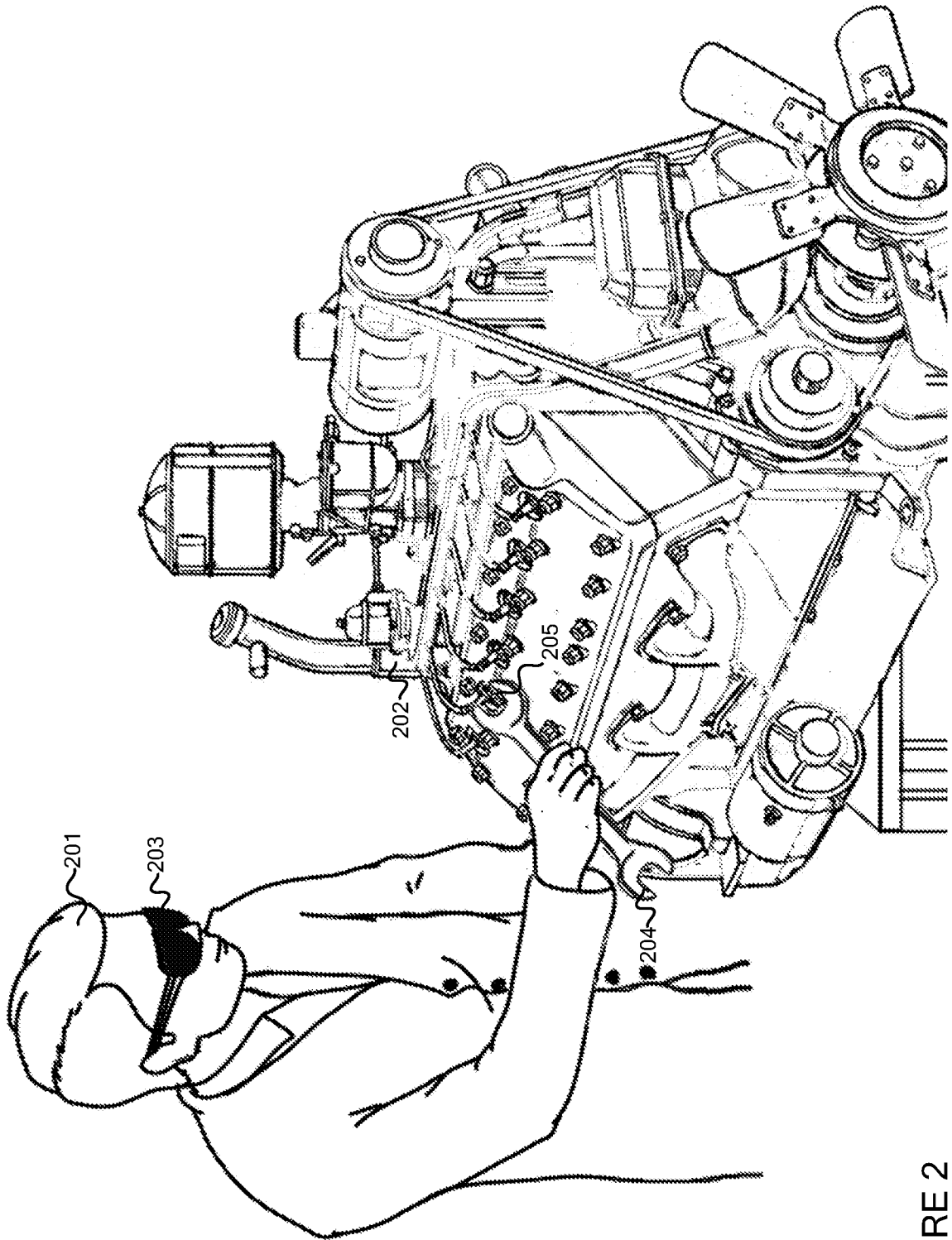


FIGURE 2

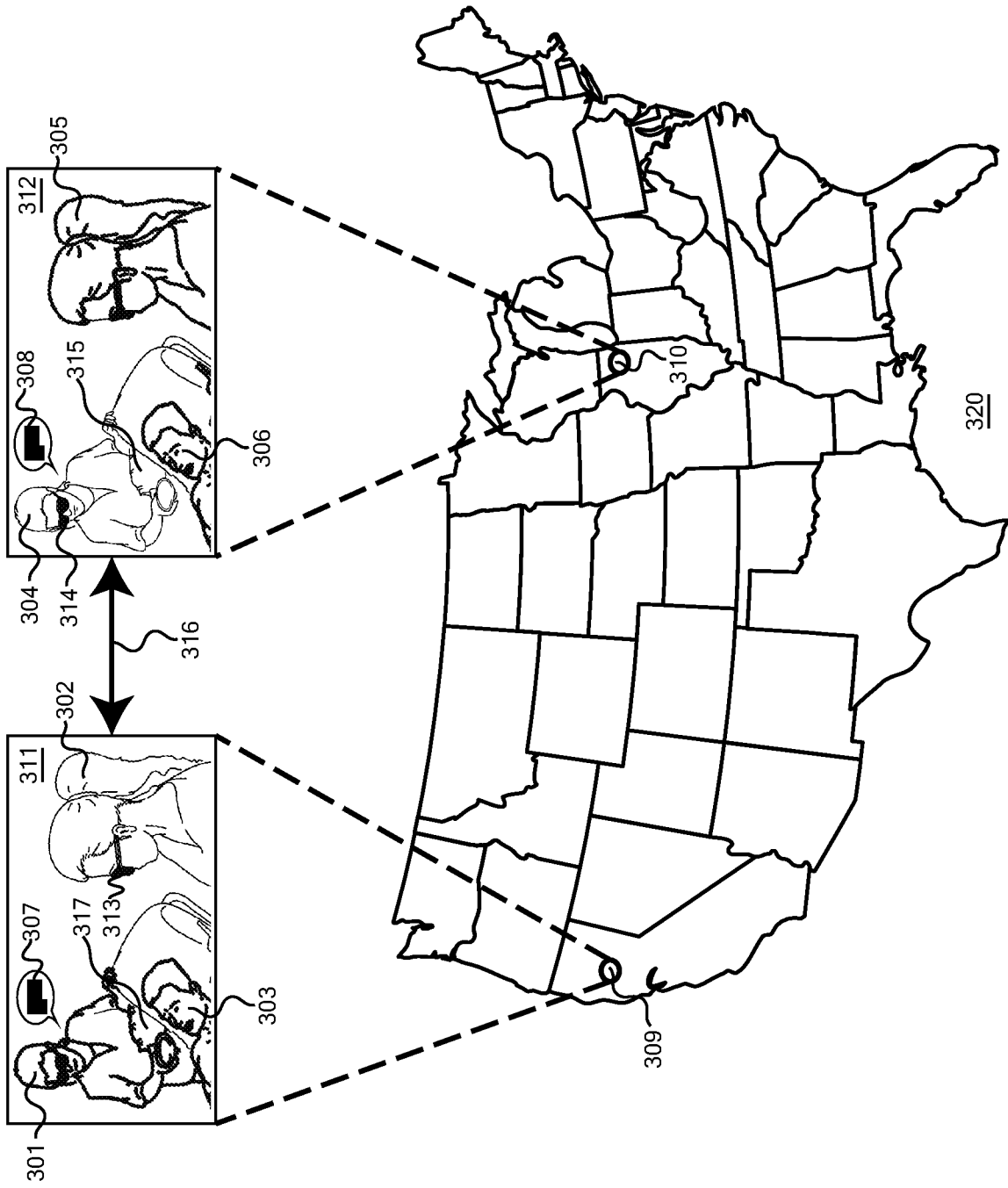


FIGURE 3

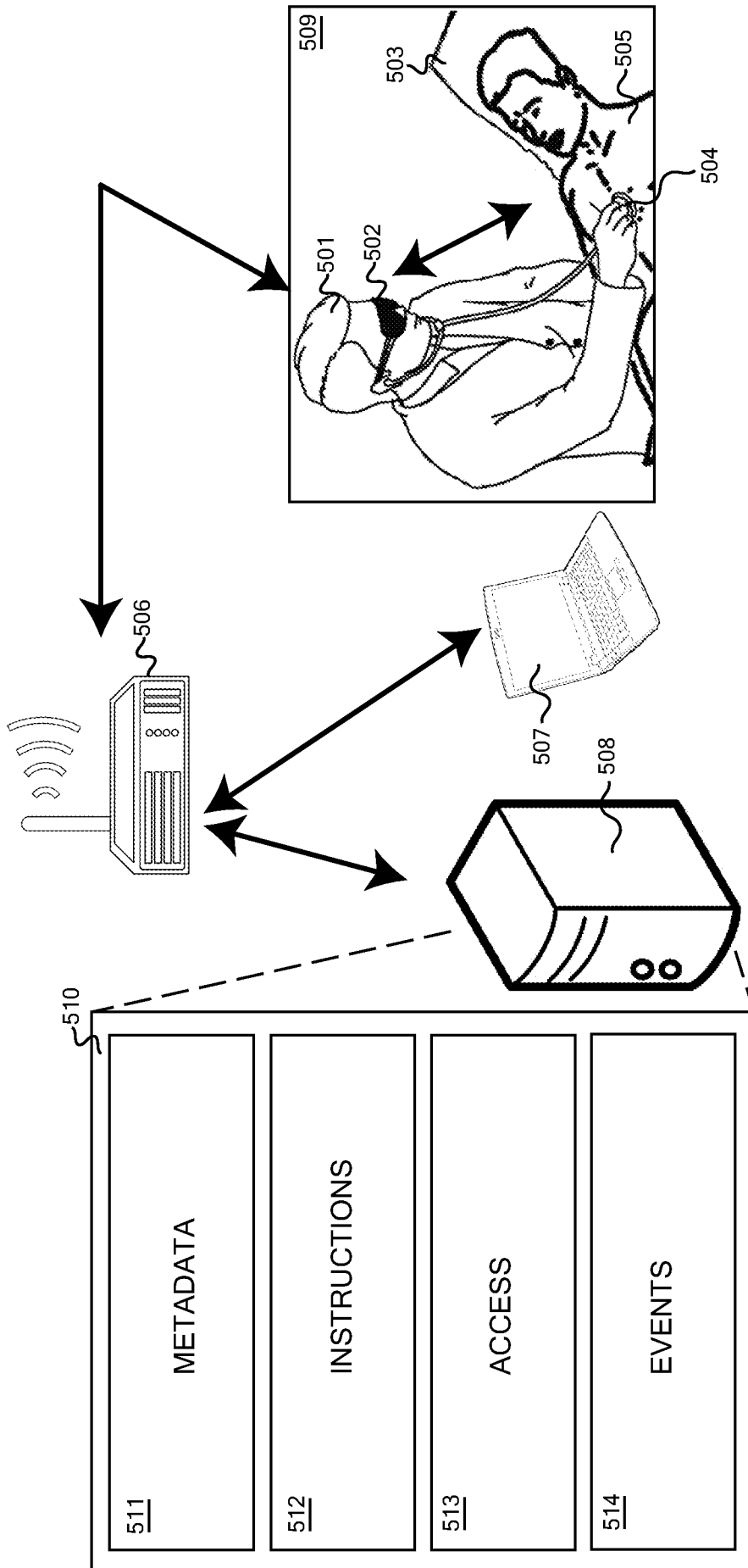


FIGURE 5

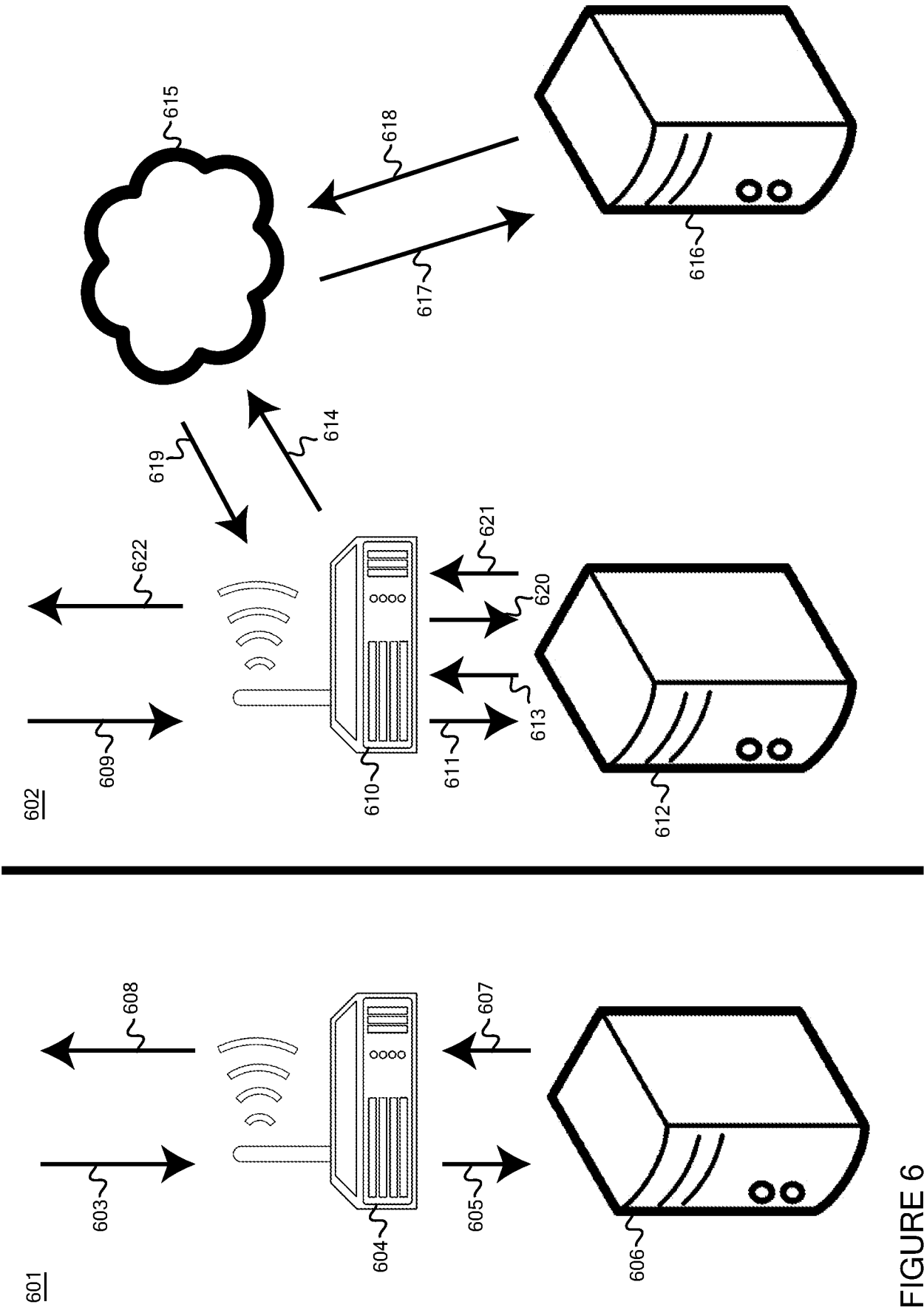


FIGURE 6

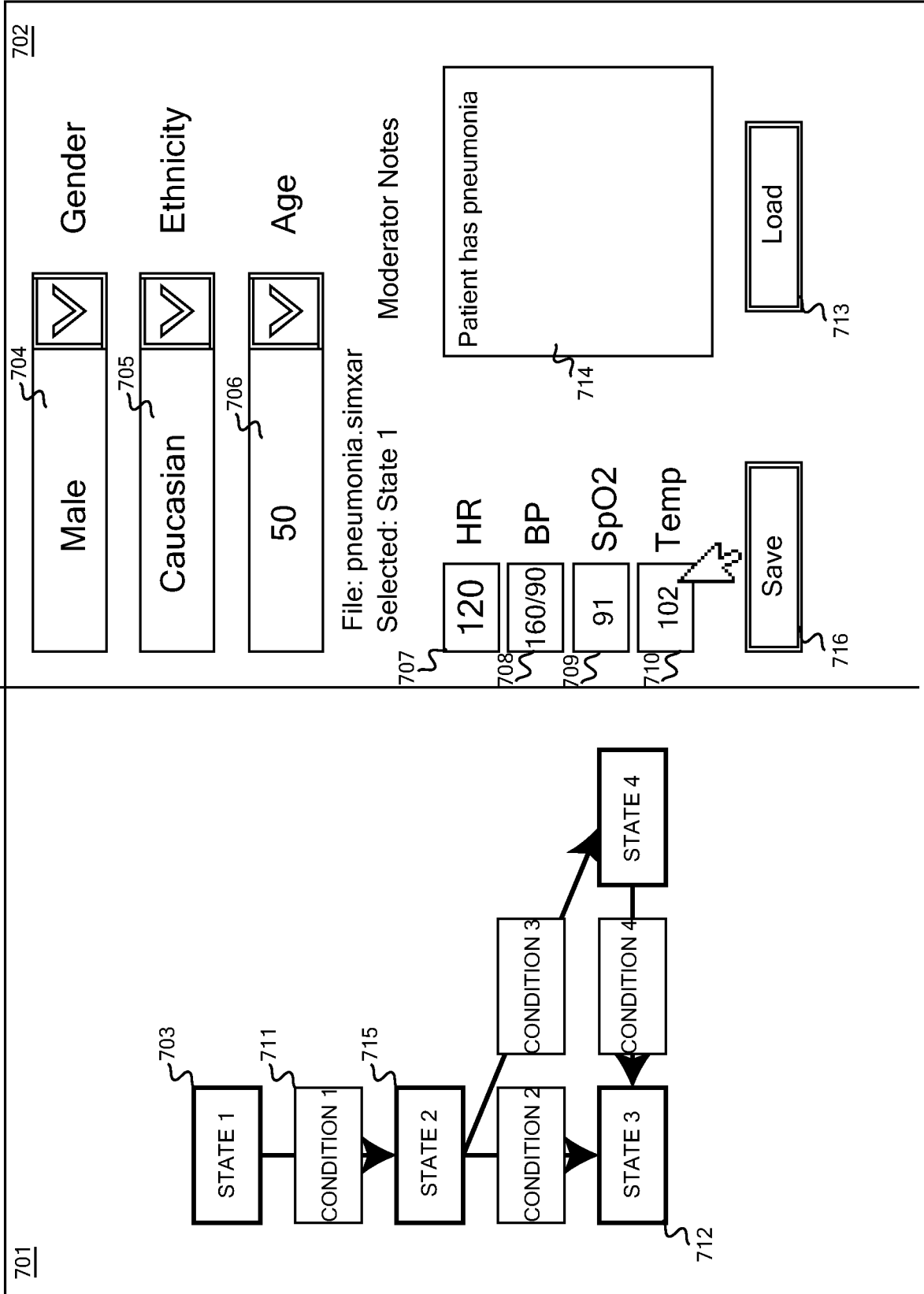


FIGURE 7

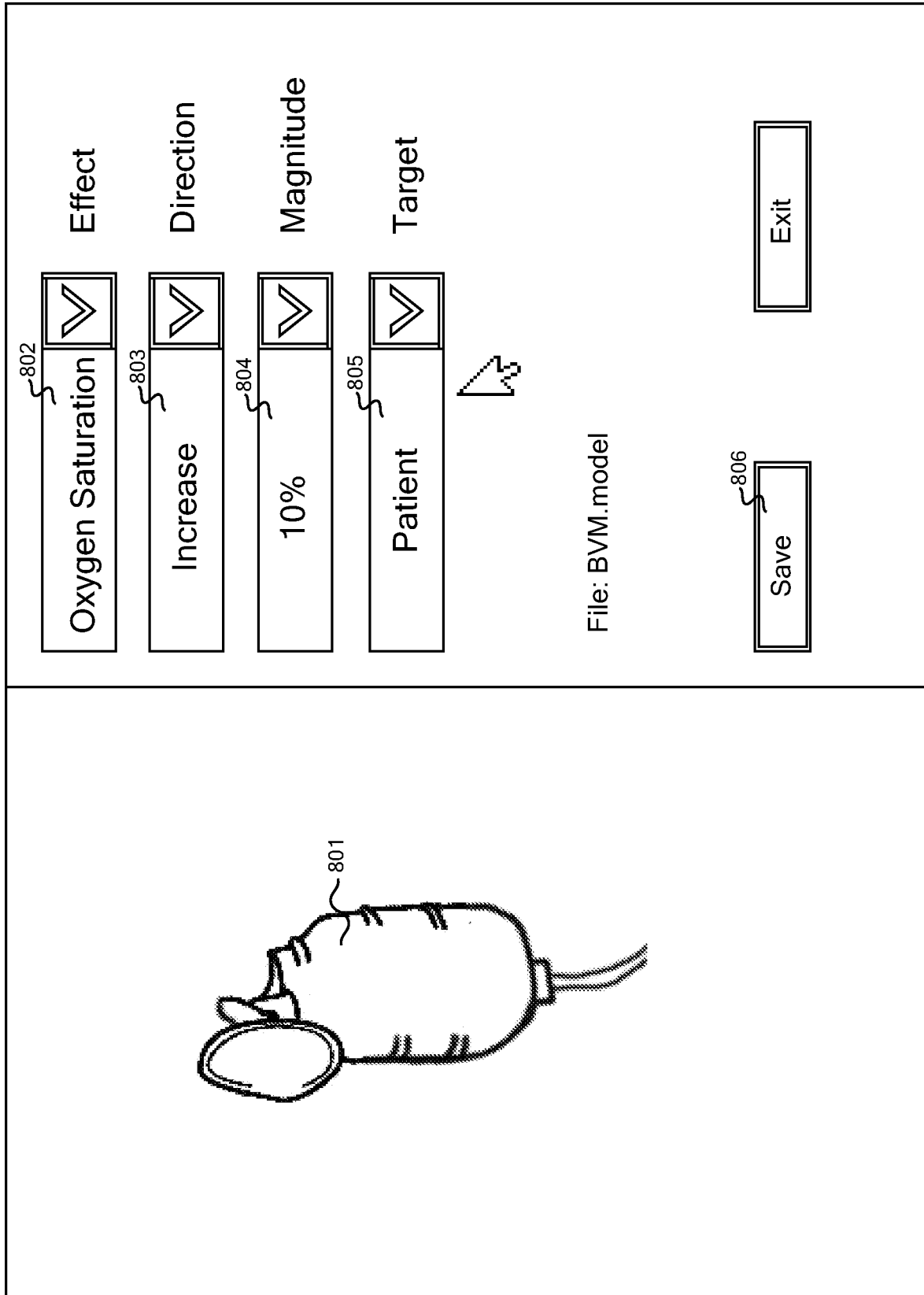


FIGURE 8

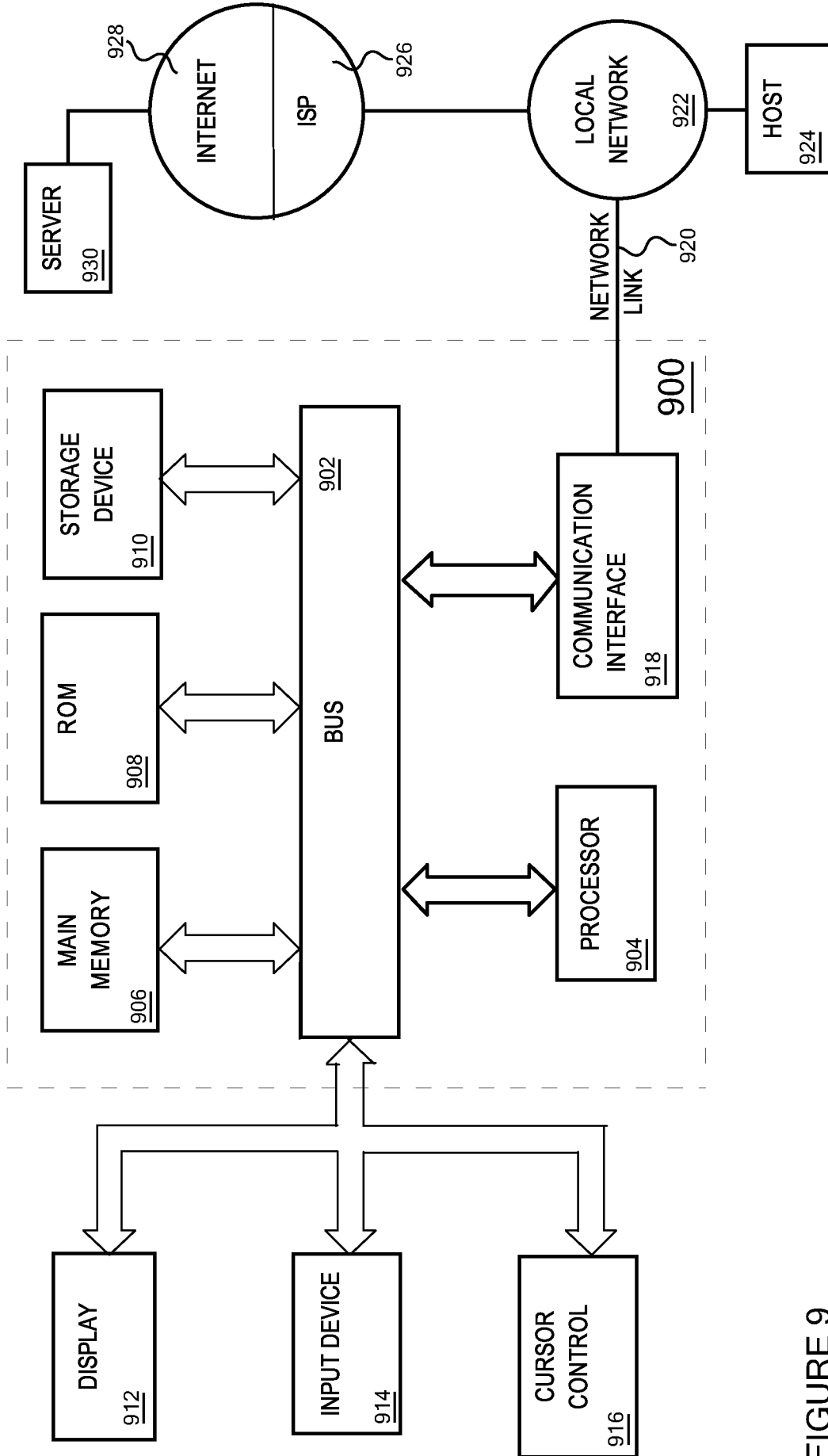


FIGURE 9

INTERNATIONAL SEARCH REPORT

1015/049021/21.01.2016

International application No.

PCT/US2015/049021

A. CLASSIFICATION OF SUBJECT MATTER IPC(8) - G06T19/00 (2015.01) CPC - G06T 19/006 (2015.10) According to International Patent Classification (IPC) or to both national classification and IPC		
B. FIELDS SEARCHED Minimum documentation searched (classification system followed by classification symbols) IPC(8) - G06F3/033; G06F3/0346; G06T 19/00 (2015.01) CPC - G06F 3/011; G06F 3/017; G06T 19/006; H04N 5/23258 (2015.10)		
Documentation searched other than minimum documentation to the extent that such documents are included in the fields searched U.S. Class/Subclass(es): 345/156; 345/158; 345/633 (Keyword delimited)		
Electronic data base consulted during the international search (name of data base and, where practicable, search terms used) PatBase, Google Patents, Google Scholar, Google. Search terms used: augmented, reality, avatar, real, world, score		
C. DOCUMENTS CONSIDERED TO BE RELEVANT		
Category*	Citation of document, with indication, where appropriate, of the relevant passages	Relevant to claim No.
X	US 2013/0293468 A1 (PEREZ et al) 07 November 2013 (07.11.2013) entire document	1-17, 24-32, 38
X	US 2013/0257877 A1 (VIDEX, INC.) 03 October 2013 (03.10.2013) entire document	18-23
X	US 2014/0164037 A1 (QUEST 2 EXCEL, INC) 12 June 2014 (12.06.2014) entire document	33-37
A	US 2011/0216060 A1 (WEISING et al) 08 September 2011 (08.09.2011) entire document	1-38
A	US 2012/0154557 A1 (PEREZ et al) 21 June 2012 (21.06.2012) entire document	1-38
<input type="checkbox"/> Further documents are listed in the continuation of Box C. <input type="checkbox"/> See patent family annex.		
* Special categories of cited documents: "A" document defining the general state of the art which is not considered to be of particular relevance "E" earlier application or patent but published on or after the international filing date "L" document which may throw doubts on priority claim(s) or which is cited to establish the publication date of another citation or other special reason (as specified) "O" document referring to an oral disclosure, use, exhibition or other means "P" document published prior to the international filing date but later than the priority date claimed "T" later document published after the international filing date or priority date and not in conflict with the application but cited to understand the principle or theory underlying the invention "X" document of particular relevance; the claimed invention cannot be considered novel or cannot be considered to involve an inventive step when the document is taken alone "Y" document of particular relevance; the claimed invention cannot be considered to involve an inventive step when the document is combined with one or more other such documents, such combination being obvious to a person skilled in the art "&" document member of the same patent family		
Date of the actual completion of the international search 23 December 2015		Date of mailing of the international search report 21 JAN 2016
Name and mailing address of the ISA/ Mail Stop PCT, Attn: ISA/US, Commissioner for Patents P.O. Box 1450, Alexandria, VA 22313-1450 Facsimile No. 571-273-8300		Authorized officer Blaine R. Copenheaver PCT Helpdesk: 571-272-4300 PCT OSP: 571-272-7774

INTERNATIONAL SEARCH REPORT

International application No. **013/049021/2015.01.2010**

PCT/US2015/049021

Box No. II Observations where certain claims were found unsearchable (Continuation of item 2 of first sheet)

This international search report has not been established in respect of certain claims under Article 17(2)(a) for the following reasons:

1. Claims Nos.:
because they relate to subject matter not required to be searched by this Authority, namely:

2. Claims Nos.:
because they relate to parts of the international application that do not comply with the prescribed requirements to such an extent that no meaningful international search can be carried out, specifically:

3. Claims Nos.:
because they are dependent claims and are not drafted in accordance with the second and third sentences of Rule 6.4(a).

Box No. III Observations where unity of invention is lacking (Continuation of item 3 of first sheet)

This International Searching Authority found multiple inventions in this international application, as follows:

See supplemental page

1. As all required additional search fees were timely paid by the applicant, this international search report covers all searchable claims.
2. As all searchable claims could be searched without effort justifying additional fees, this Authority did not invite payment of additional fees.
3. As only some of the required additional search fees were timely paid by the applicant, this international search report covers only those claims for which fees were paid, specifically claims Nos.:

4. No required additional search fees were timely paid by the applicant. Consequently, this international search report is restricted to the invention first mentioned in the claims; it is covered by claims Nos.:

Remark on Protest

- The additional search fees were accompanied by the applicant's protest and, where applicable, the payment of a protest fee.
- The additional search fees were accompanied by the applicant's protest but the applicable protest fee was not paid within the time limit specified in the invitation.
- No protest accompanied the payment of additional search fees.

Continued from Box No. III Observations where unity of invention is lacking

This application contains the following inventions or groups of inventions which are not so linked as to form a single general inventive concept under PCT Rule 13.1. In order for all inventions to be examined, the appropriate additional examination fees must be paid.

Group I, claims 1-17, drawn to a method comprising: establishing, using at least one computing device, an augmented reality environment.

Group II, claims 18-23, drawn to a method comprising: receiving, by an authoring application running on a computing device, a set of one or more values.

Group III, claims 24-32, drawn to a method of processing interactions within an augmented reality environment.

Group IV, claims 33-38, drawn to a method comprising: detecting, using at least one sensor, an occurrence of an action within an augmented reality environment.

The inventions listed as Groups I, II, III or IV do not relate to a single general inventive concept under PCT Rule 13.1 because, under PCT Rule 13.2, they lack the same or corresponding special technical features for the following reasons: the special technical feature of the Group I invention: wherein updating the set of one or more properties of the virtual avatar based on the particular physical action sensed by the at least one sensor causes a plurality of participants that share the augmented reality environment to simultaneously or near simultaneously view a change in a displayed behavior of the virtual avatar within the augmented reality environment as claimed therein is not present in the invention of Groups II, III or IV. The special technical feature of the Group II invention: generating, by the authoring application running on the computing device, an instruction set for virtual avatar projection into an augmented reality environment; wherein the instruction set includes instructions used by an augmented reality application to project the virtual avatar into real space as claimed therein is not present in the invention of Groups I, III or IV. The special technical feature of the Group III invention: identifying, within a real space of the augmented reality environment using at least one sensor, at least one marker that is associated with a physical object in the real space; in response to identifying the at least one marker that is associated with a physical object in the real space as claimed therein is not present in the invention of Groups I, II or IV. The special technical feature of the Group IV invention: comparing a records of the action to a performance metric that identifies a pre-determined set of goal actions; generating, based at least in part on said comparing, a performance evaluation that includes one or more measures that indicate a performance of at least one participant in the augmented reality environment as claimed therein is not present in the invention of Groups I, II or III.

Groups I, II, III, and IV lack unity of invention because even though the inventions of these groups require the technical feature of an augmented reality environment comprising a participant; augmented reality environment is populated with a virtual avatar projected into the real space; sensing, by at least one sensor, a particular physical action in the real space, this technical feature is not a special technical feature as it does not make a contribution over the prior art.

Specifically, US 2012/0154557 A1 (PEREZ et al) 21 June 2012 (21.06.2012) teaches an augmented reality environment comprising a participant (an augmented reality system is provided. In one approach, the method includes determining objects or people of interest in a scene the user is viewing using a see-through display device, Para. 5); augmented reality environment is populated with a virtual avatar projected into the real space (the surrounding space, may be captured, analyzed, and tracked to perform one or more controls or actions within the application and/or animate an avatar or on-screen character, Para. 38); sensing, by at least one sensor, a particular physical action in the real space (the inertial sensors are for sensing position, orientation, and sudden accelerations of head mounted display device 2, Para. 45).

Since none of the special technical features of the Group I, II, III, or IV inventions are found in more than one of the inventions, unity of invention is lacking.