US00D404656S

United States Patent [19]

Yamamoto

[11] Patent Number: Des. 404,656

[45] Date of Patent: **Jan. 26, 1999

[54] **WATCH CASE**

[75] Inventor: **Yasushi Yamamoto**, Fussa, Japan

[73] Assignee: **Casio Keisanki Kabushiki Kaisha**, Tokyo, Japan

[**] Term: **14 Years**

[21] Appl. No.: **86,430**

[22] Filed: **Apr. 13, 1998**

[51] **LOC (6) Cl.** **10-02**

[52] **U.S. Cl.** **D10/30**; D10/38

[58] **Field of Search** D10/1–40, 122–132; 368/280–282, 276–277, 28–30, 285, 239–242, 82–84, 41–44

[56] **References Cited**

U.S. PATENT DOCUMENTS

D. 333,100	2/1993	Morishima	D10/30 X
D. 339,302	9/1993	Yamamoto	D10/38
D. 339,530	9/1993	Morishima	D10/38
D. 339,750	9/1993	Nakai	D10/30 X
D. 349,061	7/1994	Morishima	D10/38
D. 354,237	1/1995	Ishizaka	D10/31
D. 354,240	1/1995	Hanagata	D10/39
4,783,773	11/1988	Houlihan	368/240

Primary Examiner—Nelson C. Holtje

Attorney, Agent, or Firm—Frishauf, Holtz, Goodman, Langer & Chick

[57] **CLAIM**

The ornamental design for watch case, as shown and described.

DESCRIPTION

FIG. **1** is a front elevational view of watch case showing my new design;

FIG. **2** is a top plan view thereof;

FIG. **3** is a right side elevational view thereof;

FIG. **4** is a left side elevational view thereof;

FIG. **5** is a rear elevational view thereof;

FIG. **6** is a bottom plan view thereof; and,

FIG. **7** is a perspective view thereof.

1 Claim, 3 Drawing Sheets

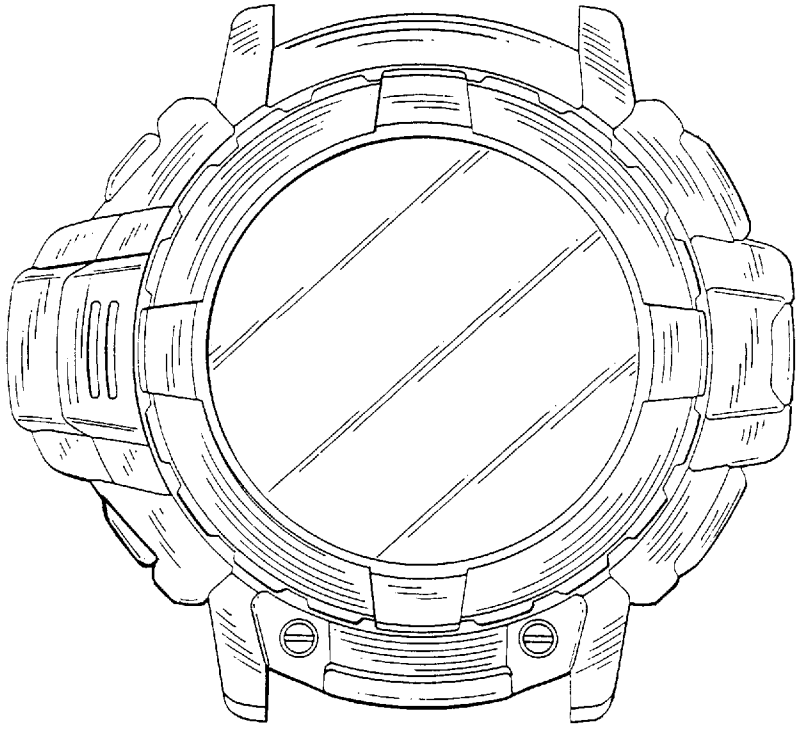

FIG.2

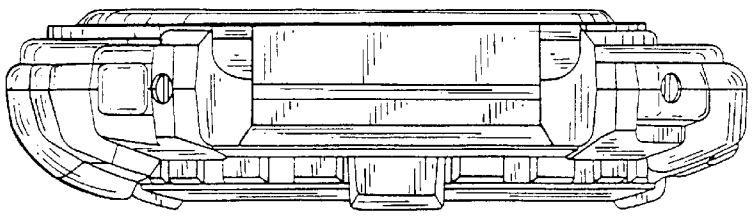

FIG.1

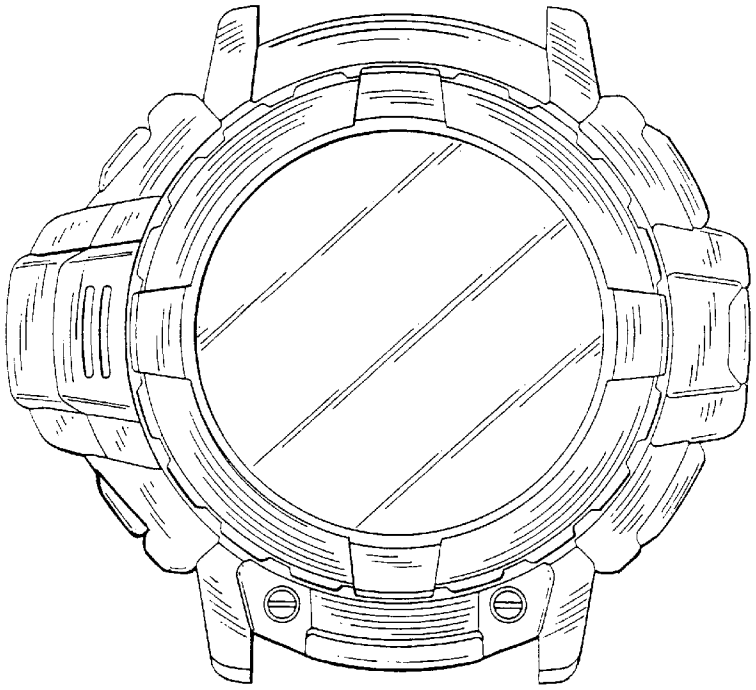

FIG.3

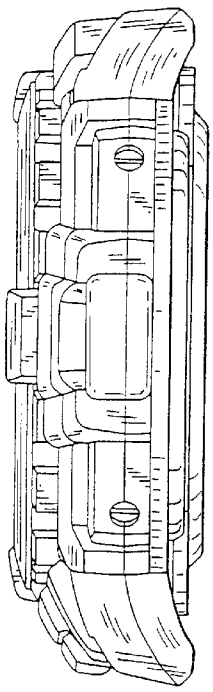

FIG.4

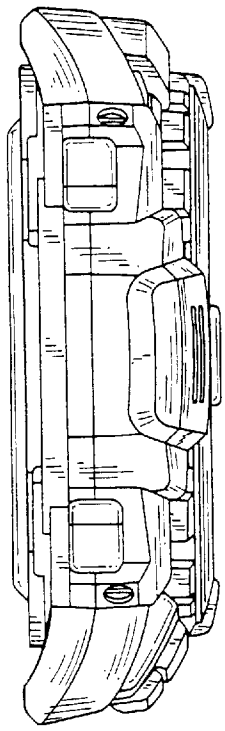

FIG.5

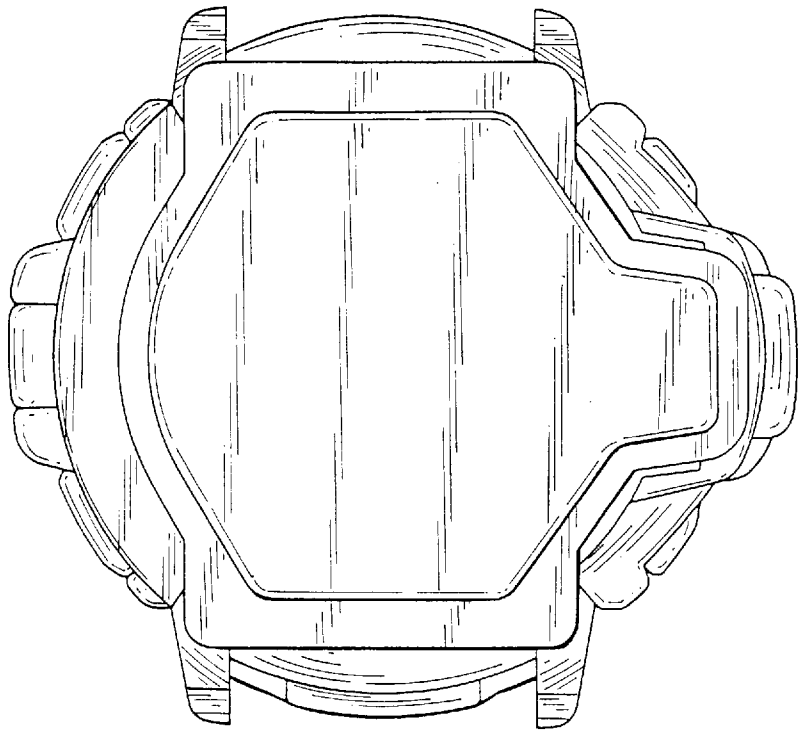

FIG.6

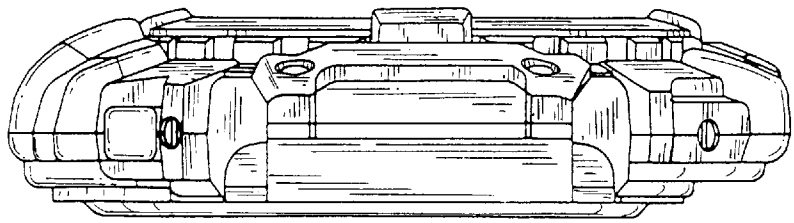

FIG.7

