



US00D477061S

(12) **United States Design Patent** (10) **Patent No.:** **US D477,061 S**
Schriefer (45) **Date of Patent:** **** Jul. 8, 2003**

(54) **TOILET SEAT AND COVER COMBINATION**

(75) Inventor: **Bernd Schriefer**, Schwäbisch Gmünd (DE)

(73) Assignee: **Pressalit A/S**, Ry (DK)

(**) Term: **14 Years**

(21) Appl. No.: **29/159,379**

(22) Filed: **Apr. 19, 2002**

(51) **LOC (7) Cl.** **23-02**

(52) **U.S. Cl.** **D23/311**

(58) **Field of Search** D23/270-271,
D23/273-274, 295-301, 303, 309, 311-312;
4/663-664, 667, 300, 312, 315-316, 444,
456, 473, 478, 483, 217, 234, 237-239,
242.1, 244.3, 245.1, 245.6, 902, DIG. 6,
DIG. 8

(56) **References Cited**

U.S. PATENT DOCUMENTS

D237,969 S	*	12/1975	Firdmann	D23/311
D322,847 S	*	12/1991	Haletsky et al.	D23/311
D330,755 S	*	11/1992	Gerlach	D23/311
5,426,793 A	*	6/1995	Mac	4/237

* cited by examiner

Primary Examiner—Louis S. Zarfes
Assistant Examiner—Robert A. Delehanty
(74) *Attorney, Agent, or Firm*—Ladas & Parry

(57) **CLAIM**

I claim the ornamental design for toilet seat and cover combination, as shown and described.

DESCRIPTION

FIG. 1 is a rear, top, left side perspective view of a toilet seat and cover combination showing my new design with the cover in the lowered position, the right side being a mirror image thereof to the extent not shown;

FIG. 2 is a front, top, left side perspective view thereof with the cover in the raised position;


FIG. 3 is a front, top, left side perspective view of the seat shown separately for clarity of illustration;

FIG. 4 is a rear, bottom, right side perspective view of the seat shown separately for clarity of illustration;

FIG. 5 is a rear, bottom, right perspective view of the cover shown separately for clarity of illustration; and,

FIG. 6 is a front, top, left side perspective view of the cover shown separately for clarity of illustration.

1 Claim, 6 Drawing Sheets






FIG. 1




FIG. 2




FIG. 3




FIG. 4




FIG. 5




FIG. 6