



US00D679853S

(12) **United States Design Patent**
Chiou et al.

(10) **Patent No.:** **US D679,853 S**

(45) **Date of Patent:** **** Apr. 9, 2013**

(54) **LIGHT EMITTING DIODE LAMP**

(75) Inventors: **Ying Tsung Chiou**, New Taipei (TW);
Feng-Ting Hsu, New Taipei (TW)

(73) Assignee: **Everlight Electronics Co., Ltd.** (TW)

(**) Term: **14 Years**

(21) Appl. No.: **29/405,708**

(22) Filed: **Nov. 4, 2011**

(30) **Foreign Application Priority Data**

May 13, 2011 (CN) 2011 3 0119487

(51) **LOC (9) Cl.** **26-03**

(52) **U.S. Cl.** **D26/89; D26/63**

(58) **Field of Classification Search** D26/61,
D26/63, 65, 67-72, 84, 89, 92; 362/249.01-249.06,
362/294, 373, 431

See application file for complete search history.

(56) **References Cited**

U.S. PATENT DOCUMENTS

D119,792 S *	4/1940	Pieper	D26/63
D191,062 S *	8/1961	Gross	D26/71
D304,088 S *	10/1989	Kelley et al.	D26/72
D362,058 S	9/1995	Di Pietro	
D492,441 S *	6/2004	Bradford et al.	D26/92
D544,987 S	6/2007	Hargreaves	
D614,336 S *	4/2010	Zheng et al.	D26/71
D615,233 S *	5/2010	Josefowicz et al.	D26/71

D619,747 S *	7/2010	Jung	D26/71
D630,790 S *	1/2011	Josefowicz et al.	D26/71
D641,094 S *	7/2011	Chang	D26/71
8,246,196 B2 *	8/2012	Chung et al.	362/225
8,303,130 B2 *	11/2012	Sayers et al.	362/147

FOREIGN PATENT DOCUMENTS

JP	D1407485	2/2011
KR	300572970	9/2010
KR	300572971	9/2010
KR	300583922	1/2011
TW	D130542	8/2009

* cited by examiner

Primary Examiner — Clare E Heflin

(74) *Attorney, Agent, or Firm* — Andy M. Han; Han IP Law PLLC

(57) **CLAIM**

The ornamental design for an light emitting diode lamp, as shown and described.

DESCRIPTION

FIG. 1 is a first perspective view of an light emitting diode lamp incorporating a design according to the present disclosure;

FIG. 2 is a second perspective view thereof;

FIG. 3 is a front elevational view thereof;

FIG. 4 is a rear elevational view thereof;

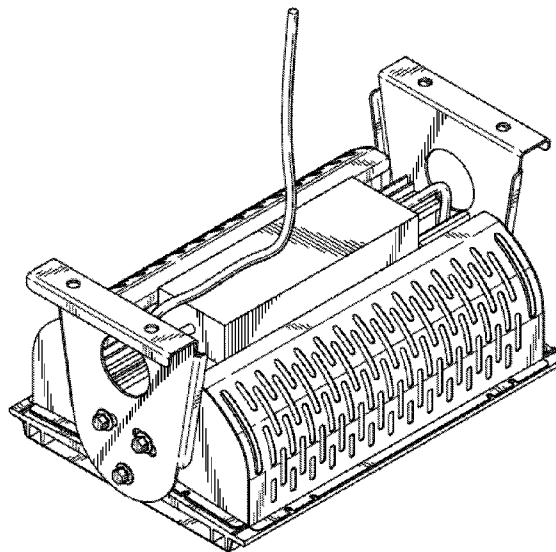

FIG. 5 is a left side elevational view thereof;

FIG. 6 is a right side elevational view thereof;

FIG. 7 is a top plan view thereof; and,

FIG. 8 is a bottom plan view thereof.

1 Claim, 8 Drawing Sheets






FIG. 1

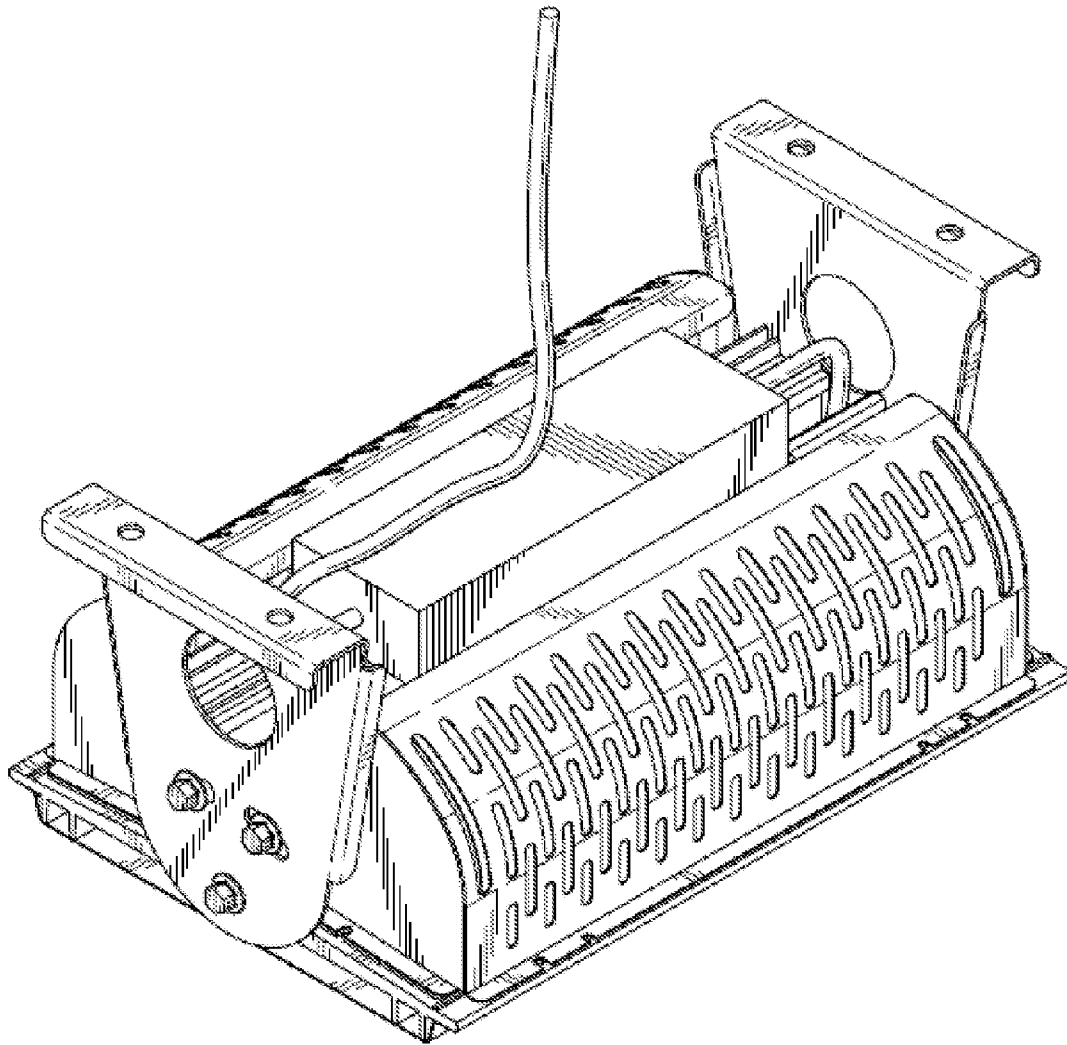


FIG. 2

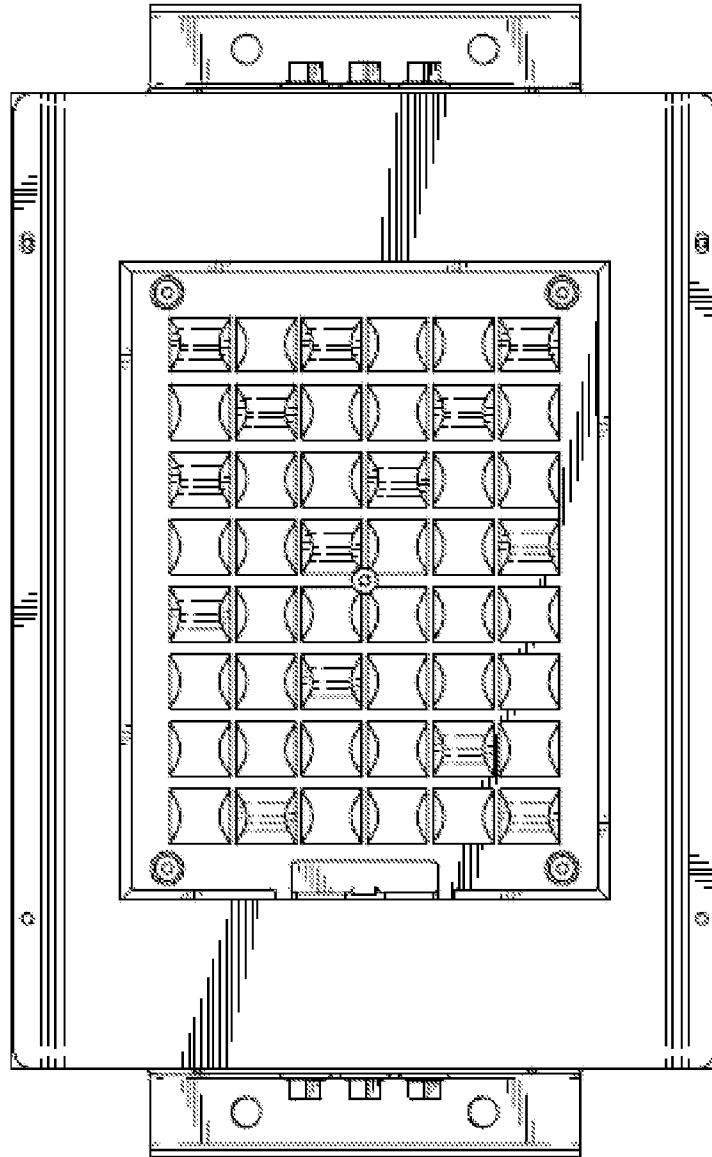


FIG. 3

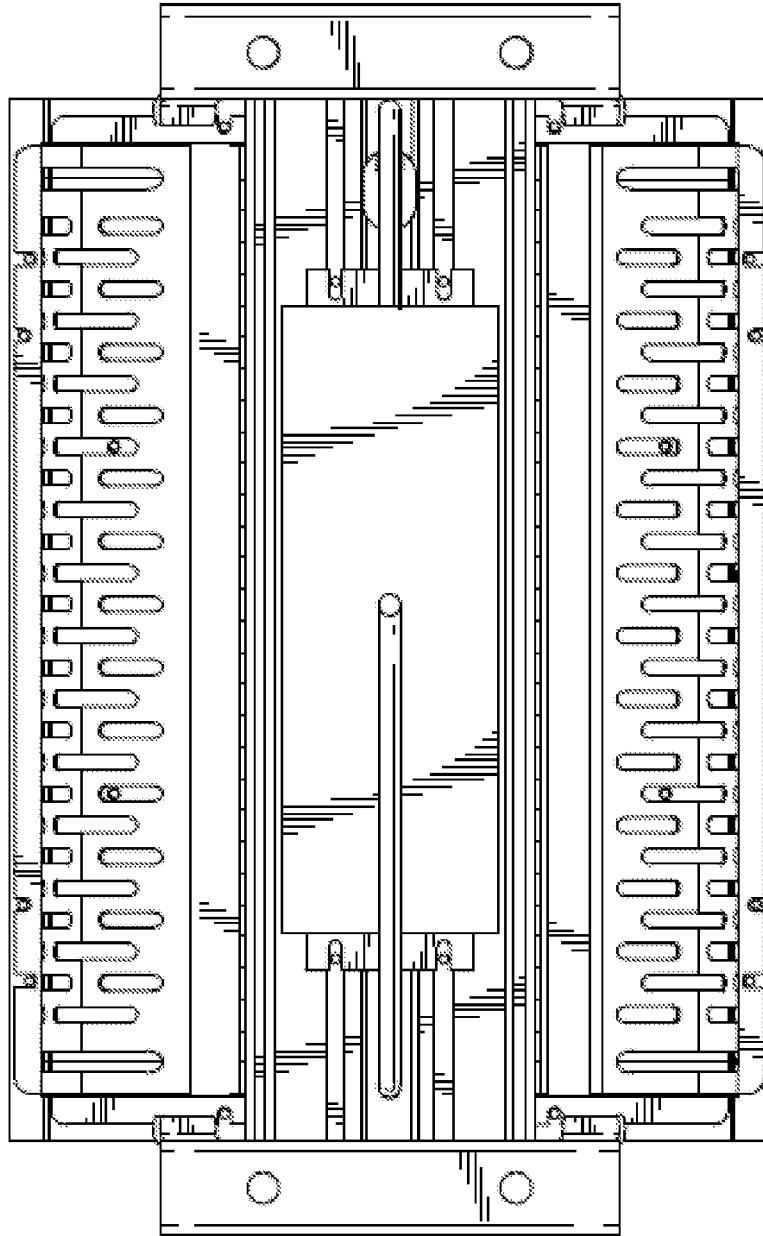


FIG. 4

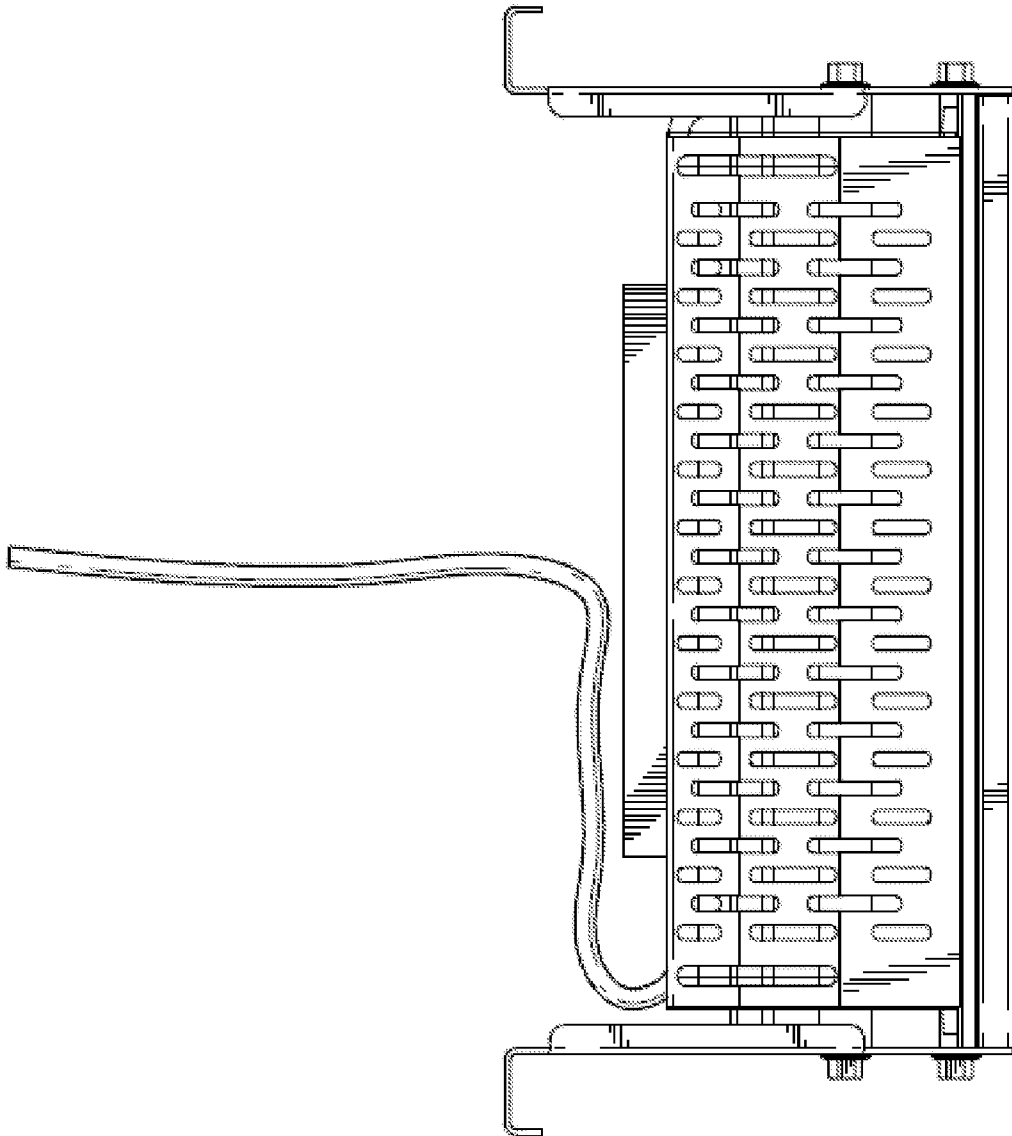


FIG. 5

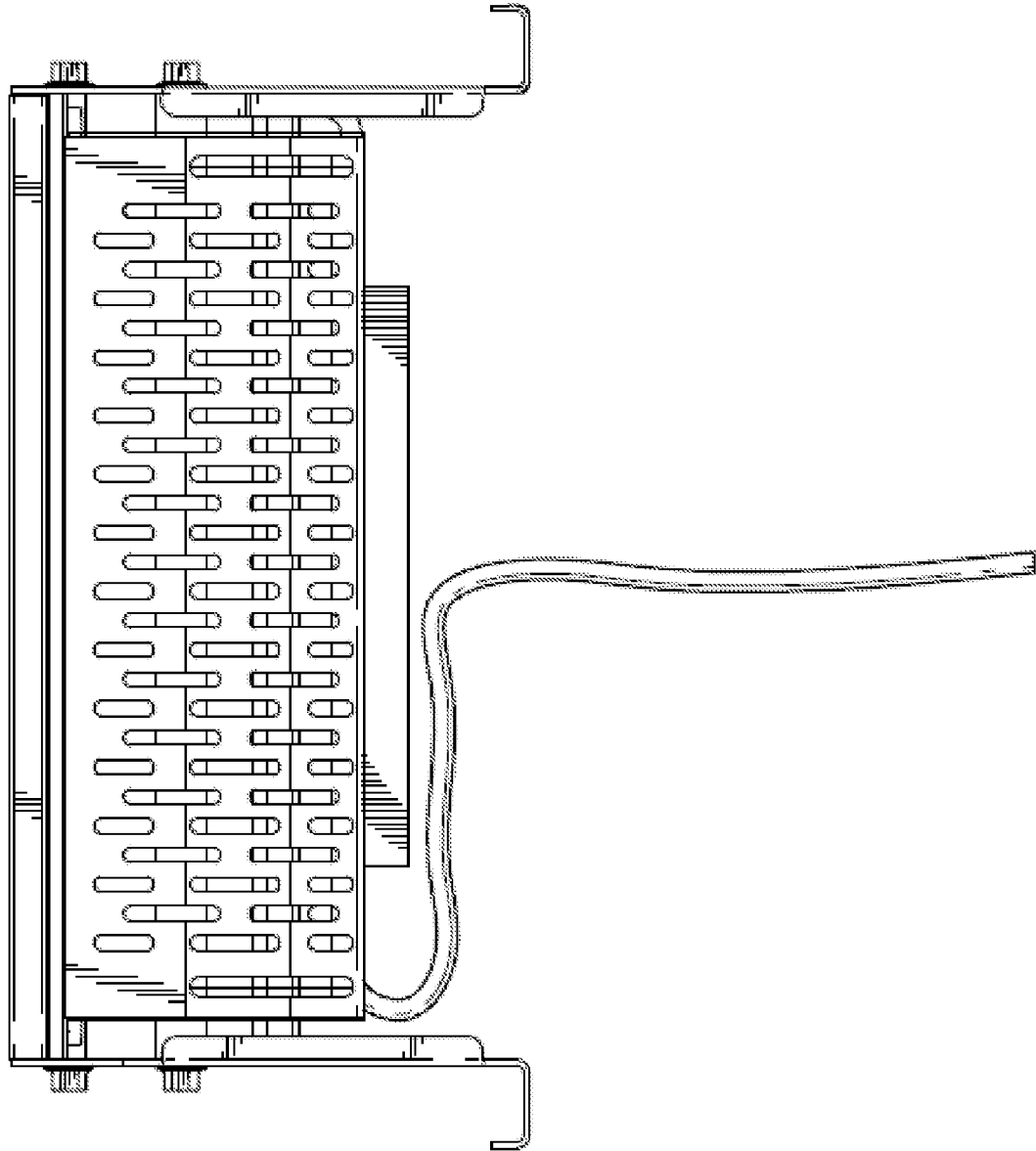


FIG. 6

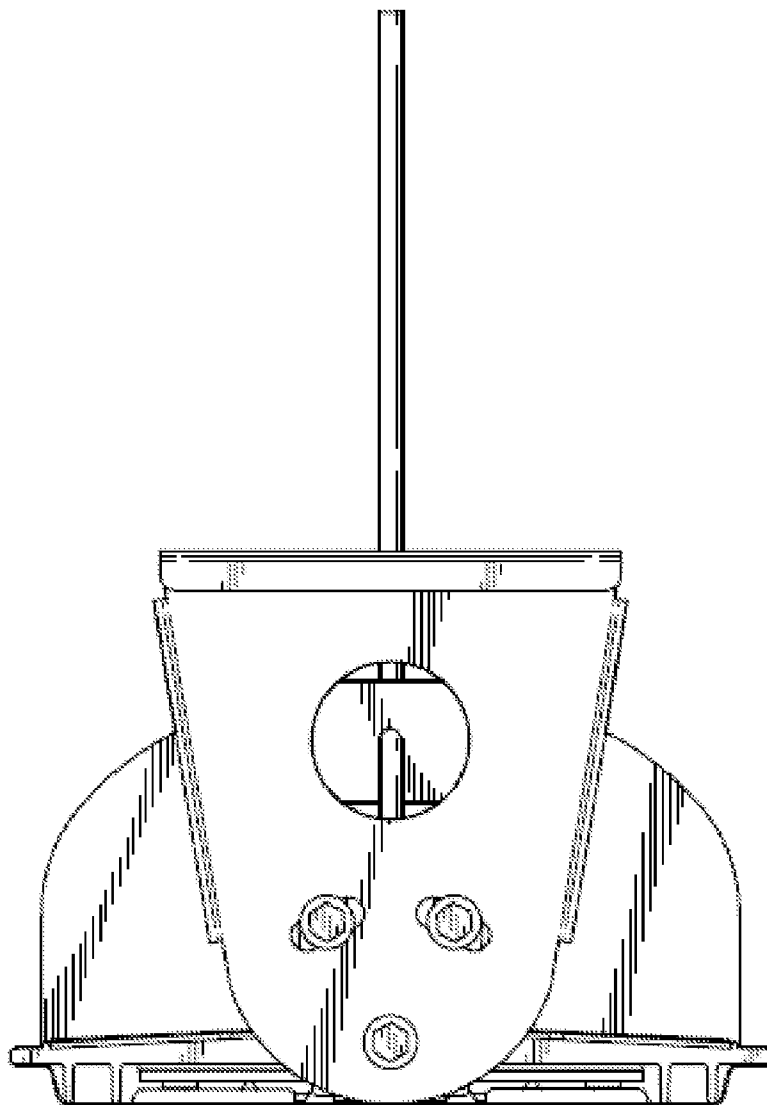


FIG. 7

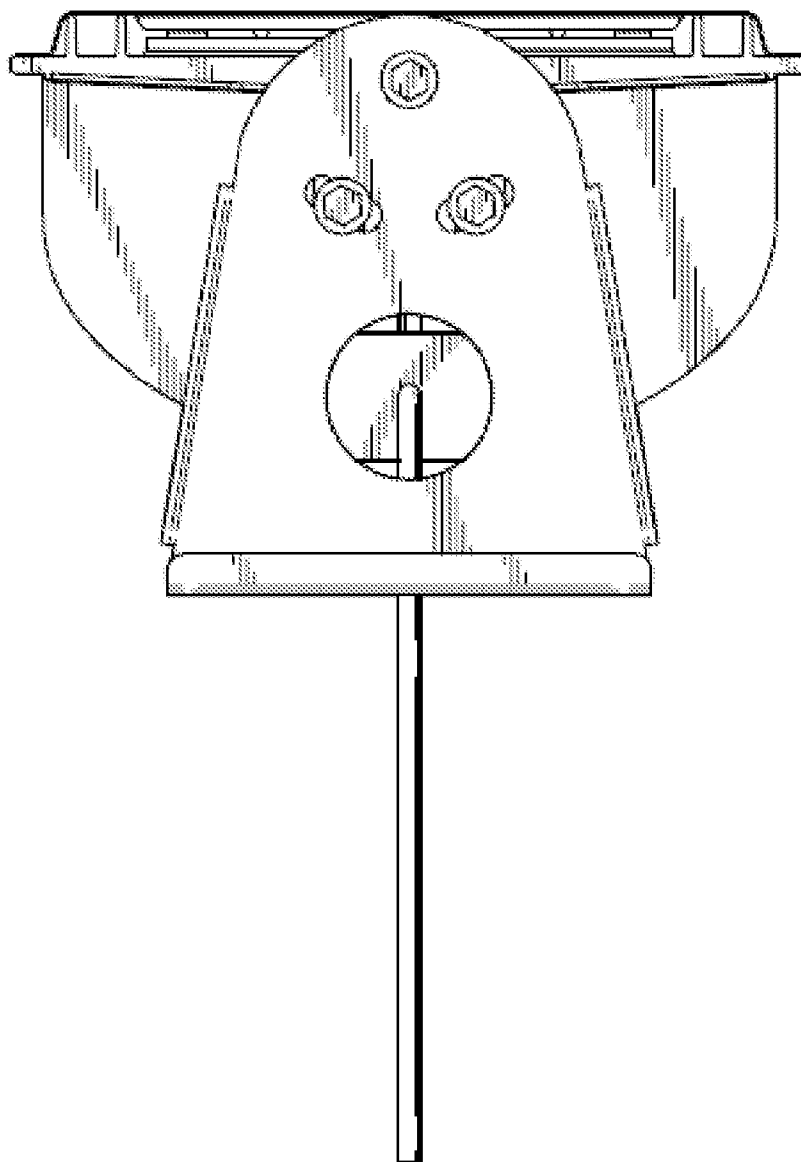


FIG. 8