(No Model.)

G. A. MOSS.

SUSPENSION HOOK.

No. 484,335. Patented Oct. 11, 1892.



Fig. 1.

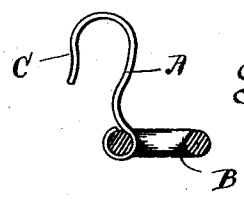

Fig. 2.

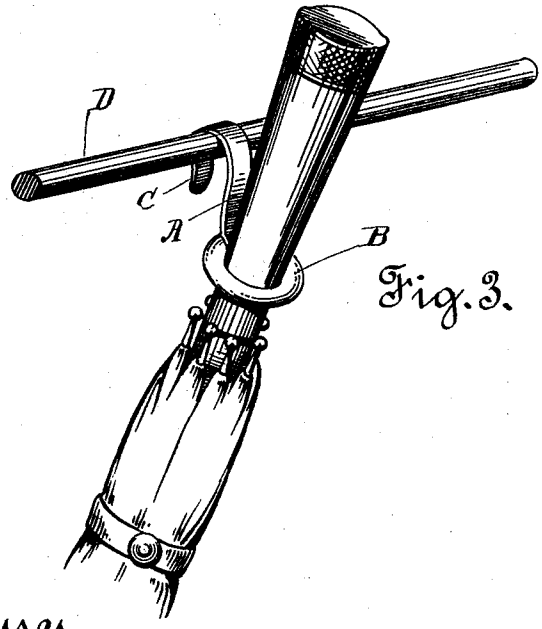

Fig. 3.

Witnesses.

F. E. Monteverde.

Geo. H. Stolt

Inventor.

George A. Moss

By N. A. Acker

Atty

THE NORRIS PETERS CO., PHOTO-LITHO., WASHINGTON, D. C.

UNITED STATES PATENT OFFICE.

GEORGE A. MOSS, OF SAN FRANCISCO, CALIFORNIA.

SUSPENSION-HOOK.

SPECIFICATION forming part of Letters Patent No. 484,335, dated October 11, 1892.

Application filed February 17, 1892. Serial No. 421,852. (No model.)

To all whom it may concern:

Be it known that I, GEORGE A. MOSS, a citizen of the United States, residing at San Francisco, in the county of San Francisco and State of California, have invented certain new and useful Improvements in Suspension-Hooks; and I do hereby declare the following to be a full, clear, and exact description of said invention, such as will enable others skilled in the art to which it most nearly appertains to make, use, and practice the same.

My invention relates to suspension-hooks for use more especially in connection with show-windows of stores, which consists in the arrangement of parts and details of construction, as will be hereinafter more fully set forth in the drawings, described, and pointed out in the specification.

Heretofore it has been impossible to suspend canes, umbrellas, &c., within show-windows unless by suspending same by means of cord or wire, either of which has a tendency to mar the polished surface of the wood. Consequently the object of my invention is to provide a hook which will permit of varying-sized canes, umbrellas, &c., to be held thereby and suspended within show-windows in a manner similar to gloves, thus allowing the articles held thereby to be displayed to the public gaze without damage resulting to the polished surface of the wood.

Referring to the drawings forming a part of this application, wherein similar letters of reference denote corresponding parts throughout the entire specification, Figure 1 is a perspective view of the hook; Fig. 2, a sectional elevation, and Fig. 3 a front view showing hook secured to window-strip and article suspended thereby.

The letter A is used to indicate body of the hook, to the lower end of which is secured the elastic fastener or holding-ring B. The upper end of body portion A is bent to form hook end C, which is adapted to fit over rod D. By preference I form the body portion and hooked end from one piece of metal; but, if so desired, the two may be separate and suitably united. The elastic ring B is continuous or solid, as shown in the drawings, and should be so secured to lower end of body portion as to project laterally therefrom, although this feature is immaterial. By providing an elastic ring I allow for holding of various-sized canes, umbrellas, &c.

When in use, the hooked end C is secured over rod or cord D, located in show-window, and end of article to be displayed is held between elastic ring or holder B, as fully shown in Fig. 3. By employing a continuous or solid elastic ring I obviate all scratching of the article displayed, and also avoid injury to the polish thereof.

Instead of hooked end C, I may in case the article is to be displayed against a wall secure to upper end of body portion an inwardly-projecting point, thus allowing of same being fastened firmly into the wall.

I am aware that it is not broadly new to provide a suspension device consisting of a hook and a loop at the end of the same, and I make no broad claim to such a device.

Having thus described my invention, what I claim as new, and desire to secure by Letters Patent, is—

A device for displaying canes, umbrellas, and similar articles of merchandise, consisting of a flat inelastic hook adapted to fit over a horizontal rod and depend therefrom and a continuous or solid elastic ring secured to the lower end of said hook so as to project laterally therefrom and adapted to encircle and bind around the article to be displayed.

In testimony whereof I affix my signature in presence of two witnesses.

GEORGE A. MOSS.

Witnesses:
N. A. ACKER,
GEO. H. HOLT.