

Feb. 24, 1953

E. A. BARTON

2,629,378

WET COMPRESS AND CONTAINER

Filed May 7, 1951

2 SHEETS—SHEET 1

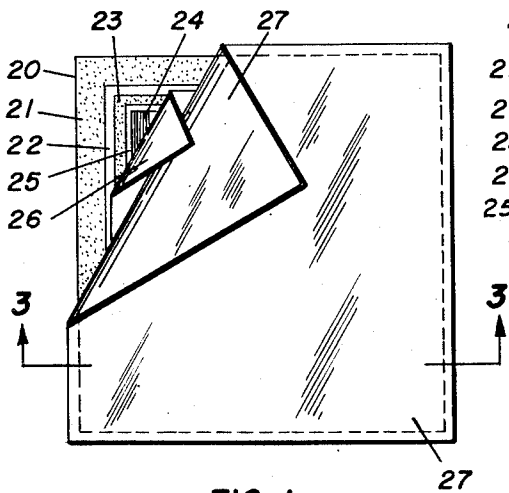


FIG. 1

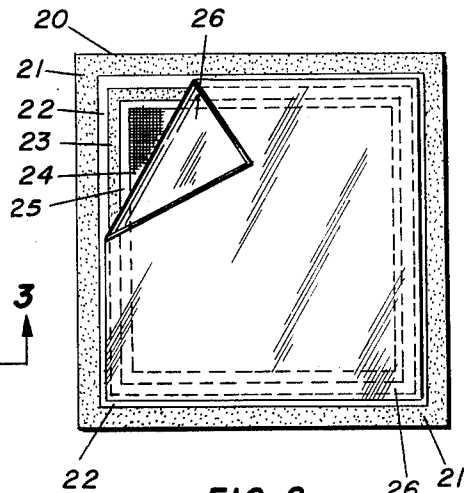


FIG. 2

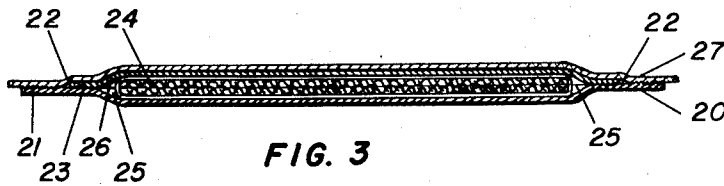


FIG. 3




FIG. 5

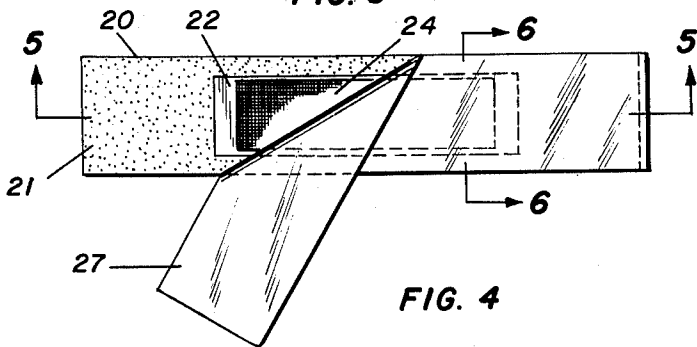


FIG. 4

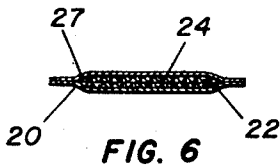


FIG. 6

INVENTOR.  
EUGENE A. BARTON

BY *Howard J. Whelan.*

ATTORNEY

Feb. 24, 1953

E. A. BARTON

2,629,378

WET COMPRESS AND CONTAINER

Filed May 7, 1951

2 SHEETS—SHEET 2

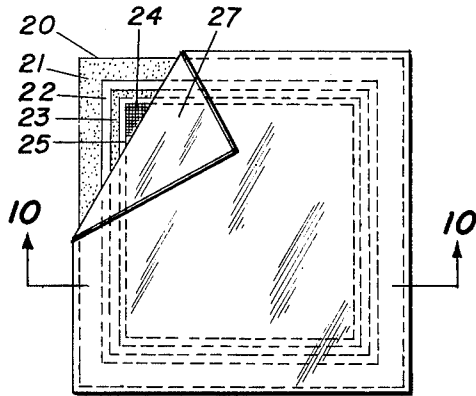


FIG. 8

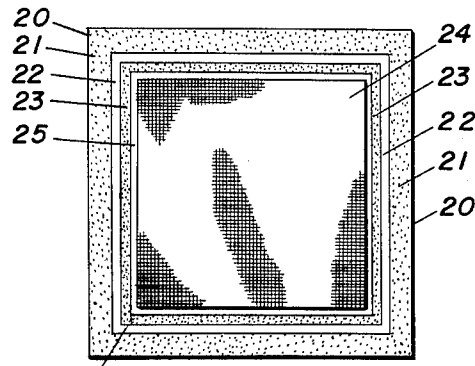


FIG. 9

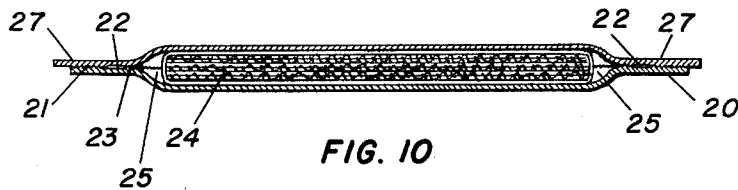


FIG. 10

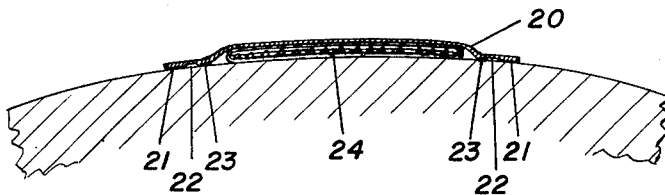


FIG. 7

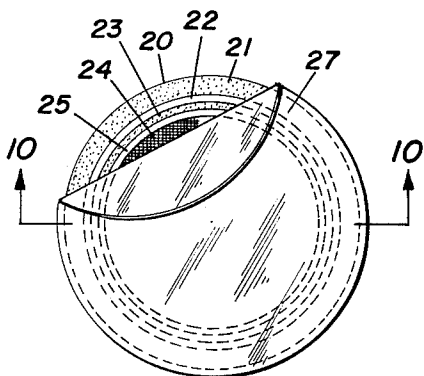


FIG. 11

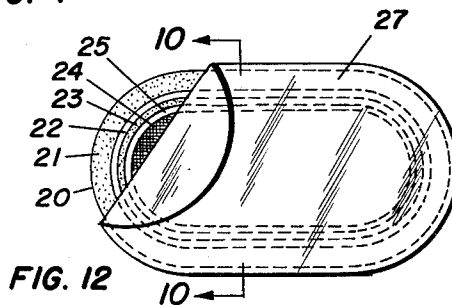


FIG. 12

INVENTOR.  
EUGENE A. BARTON

BY *Howard J. Whelan*  
ATTORNEY

## UNITED STATES PATENT OFFICE

2,629,378

## WET COMPRESS AND CONTAINER

Eugene A. Barton, Baltimore, Md., assignor of  
fifty per cent to James Frenkil, Baltimore, Md.

Application May 7, 1951, Serial No. 224,904

4 Claims. (Cl. 128—268)

1

This invention relates to medical supplies and more particularly to pads for covering and treating wounds.

The pads customarily employed for wounds are of the wet and dry types, depending on the treatment to be used in the specific instance. The wet types are such that they must be wetted just prior to their use, at the place of medical care. This is often inconvenient and otherwise objectionable. They may be overwetted or underwetted. In the first instance the excess moisture becomes diffused, when placed on the body of a patient, and spreads over areas not intended and into his clothes. This situation tends to keep the patient at home or in seclusion and thus interferes with his earned income. The dry type is not any more convenient because its use involves the additional inclusion of napkins, safety pins, tape and other extraneous items to retain it in place. In the invention included in this application, the pads are made primarily for commercial handling, in a condition ready for use, whether they are wet or dry. The wet type are enclosed so as to provide for the application of the moisture at the locus that requires it. The moisture is already incorporated into the pad at the factory and remains enclosed in it while in storage, relieving the user of all effort, care and time required to wet the pad for use. It is applied easily and remains in place, while at the same time, preventing the moisture from escaping out of the pad structure to other parts of the body of the user or into his clothes.

It is an object of this invention to provide a new and improved medicated pad that will avoid one or more of the disadvantages and limitations of the previous articles of this nature.

Another object of the invention is to provide a new and improved medical pad for use on the body of an individual that will serve as a wet compress without allowing its moisture to spread beyond the specific area it is intended for and applied to.

A further object of the invention is to provide a new and improved medical pad that can be constructed in a form that will permit its being commercialized, rendered suitable for placement on the shelf, kept sanitary and ready for convenient use in a most effective way.

Other objects of the invention will become apparent as the invention is more fully described.

For a clearer understanding of the invention and the objects thereof, reference is made to the accompanying drawings wherein particular

2

forms of the invention are illustrated by way of example. These drawings are described in the following specification while the claims are included to indicate the scope of the invention.

In the drawings:

Figure 1 is a plan view of a medical pad embodying this invention with a corner partially overlapped to show the interior construction;

Figure 2 shows the pad with its outside membrane removed;

Figure 3 is a sectional view taken transversely through the pad shown in Figure 1 on line 3—3;

Figure 4 is another modified form of pad;

Figure 5 is a sectional view on line 5—5 of Figure 4;

Figure 6 is a sectional view taken on line 6—6 of Figure 5;

Figure 7 indicates the general position of a pad on the body;

Figure 8 is a plan showing another modified form of the pad;

Figure 9 is a plan of the pad shown in Figure 8 with the covering membrane removed;

Figure 10 is a sectional view on line 10—10 of Figure 8;

Figure 11 is a plan view of another modified form where a circular contour is preferred; and

Figure 12 is a plan view of an elliptical contoured form of pad.

Similar reference characters refer to the same parts throughout the drawings.

In the form of pad shown in Figure 1, its structure consists of a flexible backing 20 of rectangular contour. It is preferably made of fabric or plastic of a waterproof nature. It has a non-drying cement 24 applied on a strip of the material adjacent to the peripheral borders of the backing. In practical forms the width of this cement strip is from  $\frac{3}{4}$ " to 1". Next to this strip 24 is a space 22 free of cement. Another strip of cement 23 of about half the width of the strip 24 is arranged parallel to it around the central area 25 of the backing. Within the central area of the pad and spaced closely to the strip 23 is a made-up package 24 of sterile gauze and filler. Medication may also be included in it, as well as sufficient moisture to make it "wet." This package 24 is cemented to the backing 20 so as to make it secure thereto. This package 20 is the compress that is intended to be placed on the injured area of the body to be treated. A waterproof inside cover or membrane 26 is fastened to the backing 29 over the package and is kept attached by being impressed against the inner border strip 23 of

3

cement. The cover or membrane 26 is removable from this strip 23 and can be reattached if required. The edge portion of the cover 26 projects over into the uncemented space 22 so that it can be readily picked up by the user and pulled off. This cover retains the moisture in the package indefinitely and enables it to be kept ready for use for a long time. Another cover or membrane 27 termed the outside cover or membrane is held to the backing 20 by the outer strip of cement 21 and encloses the cover 26 and package 24. It overlaps the backing slightly to enable it to be more readily picked up by the fingers and pulled off. This cover 27 keeps the interior usable part of the pad sanitary. When it is removed, it exposes the strip of cement 21 so it can be employed to fasten the pad to the body of the user at the area selected. However before the pad is so attached the inside cover 26 is also removed to expose the package or compress 24 and its contents so it may be placed in contact with the injured part. The cements used are those that are available on the commercial markets and suitable for the purpose.

When the pad is attached, the ingredients of the compress 24 spread over the injured area and keep it in the proper medical condition. When the period of treatment is completed, the pad is pulled up so it will be released from the patient's body. This leaves the treated and injured area exposed for such further attention as it may need.

The form of pad shown in Figure 8 is similar to that of Figure 1 except that no inside membrane 26 is used with it. The form indicated in Figure 11 is made circular and is preferably utilized for special parts of the body that it will fit more readily, such as the breast. In Figure 12 the form is suitable for the back of the human body. In the form shown in Figure 4, the pad is usable for winding about the wrist or other limb, for the protection of the injured part. This form still comprises the outer cemented strip 21 and the spacing 22 between the strip and the medicated package 24.

The features of this invention enable it to be made up in quantities and commercialized. It is suitable for commerce since it is ready without further processing for use. Other pads in conventional use are not adaptable for saturated compresses. My pads can be used by an individual without inconvenience. His clothes need not be soiled by the use of the pad and when in use is inconspicuous. The spacing 22 between the cement strips prevents moisture from the compress 24 escaping to the exterior of the pad. If moisture should pass from the central area of the backing, it will reach the space 22 and collect there and stop. The outer strip 21 will prevent further escape of the moisture. The pad is quick-

4

ly applied or removed. It can be made economically and has an attractive appearance as well as an effective action.

While several forms of the invention have been indicated, it is not desired to limit this application for Letters Patent to such forms, as it is appreciated that other forms using the same principles can be designed and made, and come within the scope of the appended claims.

Having thus described the invention, what is claimed is:

1. A medical pad comprising a flexible backing having, on one face thereof, an adhesive area following the outer periphery of the backing, a medicated package located centrally of the backing in the portion thereof free of the adhesive area, there being a space left between the confines of the medicated package and the adhesive area to prevent escape of moisture from the package when in use, and a waterproof membrane covering the package and secured to the aforesaid adhesive area.

2. A medical pad comprising a flexible backing having, on one face thereof, an adhesive border strip, a second adhesive border strip within and spaced from the border strip, a medicated package located centrally of the flexible backing on the face thereof having the adhesive strips, a membrane covering the package and secured to the second adhesive border strip, said membrane having its edges received in the space between the two strips, and a second membrane, covering said first membrane and having its edges secured to the first adhesive border strip.

3. A medical pad comprising a flexible backing having on one face thereof an adhesive border strip, a second adhesive border strip within and spaced from the border strip, a medicated package located centrally of the flexible backing and spaced from said second adhesive strip, and covering means for said package secured to both adhesive strips.

4. A medical pad as set forth in claim 3, wherein said covering means consists of a waterproof membrane.

EUGENE A. BARTON.

#### REFERENCES CITED

The following references are of record in the file of this patent:

#### UNITED STATES PATENTS

Number	Name	Date
716,265	McAllister	Dec. 16, 1902
2,296,207	Kittinger	Sept. 15, 1942

#### FOREIGN PATENTS

Number	Country	Date
18,751	Great Britain	of 1892
134,212	Switzerland	Sept. 16, 1929
755,273	France	Sept. 4, 1933