

(19) AUSTRALIAN PATENT OFFICE

- (54) Title
Adamantane derivatives, processes for their preparation and pharmaceutical composition containing them
- (51)⁶ International Patent Classification(s)
C07C 237/30 29/00
(2006.01) 20060101ALI2006052
A61P 29/00 (2006.01) 1BMWO **A61P**
A61P 37/00 (2006.01) 37/00
C07C 237/30 20060101ALI2006052
20060101AFI2005100 1BMWO
sBMWP **A61P** PCT/SE2004/000227
- (21) Application No: 2004213356 (22) Application Date: 2004 .02 .19
- (87) WIPO No: W004/074224
- (30) Priority Data
- | | | |
|-------------|--------------|--------------|
| (31) Number | (32) Date | (33) Country |
| 0300480-1 | 2003 .02 .21 | SE |
- (43) Publication Date : 2004 .09 .02
- (71) Applicant(s)
AstraZeneca AB
- (72) Inventor(s)
Pimm, Austen, Caffrey, Moya, Ford, Rhonan
- (74) Agent/Attorney
Freehills Patent & Trade Mark Attorneys, GPO Box 128, Melbourne, VIC, 3000
- (56) Related Art
US 20030013704 A (Lillian Alcaez et al.) 16 January 2003
US 6201024 B1 (Andrew Baxter et al.) 13 March 2001
US 6492355 B1 (Lillian Alcaez et al.) 10 December 2002
US 20010003121 A (Andrew Baxter et al.) 7 June 2001

(19) World Intellectual Property
Organization
International Bureau



(43) International Publication Date
2 September 2004 (02.09.2004)

PCT

(10) International Publication Number
WO 2004/074224 A1

(51) International Patent Classification⁷: C07C 13/615,
A61P 37/00, 29/00, A61K 31/166

(21) International Application Number:
PCT/SE2004/000227

(22) International Filing Date: 19 February 2004 (19.02.2004)

(25) Filing Language: English

(26) Publication Language: English

(30) Priority Data:
0300480-1 21 February 2003 (21.02.2003) SE

(71) Applicant (for all designated States except U/S): AS-
TRAZENECA AB [SE/SE]; S-151 85 Södertälje (SE).

(72) Inventors; and

(75) Inventors/Applicants (for US only): CAFFREY, Moya
[GB/GB]; AstraZeneca R & D Charnwood, Bakewell
Road, Loughborough, Leicestershire LE11 5RII (GB).
FORD, Rhonan [GB/GB]; AstraZeneca R & D Charn-
wood, Bakewell Road, Loughborough, Leicestershire
LE11 5RII (GB). PIMM, Austen [GB/GB]; AstraZeneca
R & D Charnwood, Bakewell Road, Loughborough,
Leicestershire LE11 5RII (GB).

(74) Agent: GLOBAL INTELLECTUAL PROPERTY; As-
traZeneca AB, S-151 85 Södertälje (SE).

(81) Designated States (unless otherwise indicated, for every
kind of national protection available): AE, AG, AL, AM,
AT, AU, AZ, BA, BB, BG, BR, BW, BY, BZ, CA, CH, CN,
CO, CR, CU, CZ, DE, DK, DM, DZ, EC, EE, EG, ES, FI,

GB, GD, GE, GH, GM, HR, HU, ID, IL, IN, IS, JP, KE,
KG, KP, KR, KZ, LC, LK, LR, LS, LT, LU, LV, MA, MD,
MG, MK, MN, MW, MX, MZ, NA, NI, NO, NZ, OM, PG,
PH, PL, PT, RO, RU, SC, SD, SE, SG, SK, SL, SY, TJ, TM,
TN, TR, TT, TZ, UA, UG, US, UZ, VC, VN, YU, ZA, ZM,
ZW.

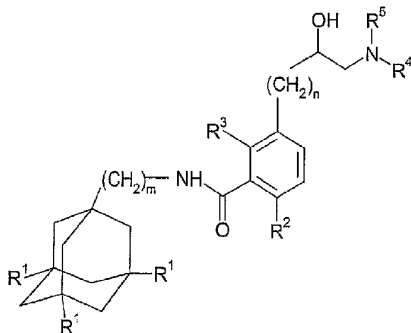
(84) Designated States (unless otherwise indicated, for every
kind of regional protection available): ARIPO (BW, GH,
GM, KE, LS, MW, MZ, SD, SL, SZ, TZ, UG, ZM, ZW),
Eurasian (AM, AZ, BY, KG, KZ, MD, RU, TJ, TM), Euro-
pean (AT, BE, BG, CH, CY, CZ, DE, DK, EE, ES, FI, FR,
GB, GR, HU, IE, IT, LU, MC, NL, PT, RO, SE, SI, SK,
TR), OAPI (BF, BJ, CF, CG, CI, CM, GA, GN, GQ, GW,
ML, MR, NE, SN, TD, TG).

Declaration under Rule 4.17:

— as to applicant's entitlement to apply for and be granted
a patent (Rule 4.17(ii)) for the following designations AE,
AG, AL, AM, AT, AU, AZ, BA, BB, BG, BR, BW, BY, BZ,
CA, CH, CN, CO, CR, CU, CZ, DE, DK, DM, DZ, EC, EE,
EG, ES, FI, GB, GD, GE, GH, GM, HR, HU, ID, IL, IN, IS,
JP, KE, KG, KP, KR, KZ, LC, LK, LR, LS, LT, LU, LV, MA,
MD, MG, MK, MN, MW, MX, MZ, NA, NI, NO, NZ, OM,
PG, PH, PL, PT, RO, RU, SC, SD, SE, SG, SK, SL, SY, TJ,
TM, TN, TR, TT, TZ, UA, UG, UZ, VC, VN, YU, ZA, ZM,
ZW, ARIPO patent (BW, GH, GM, KE, LS, MW, MZ, SD,
SL, SZ, TZ, UG, ZM, ZW), Eurasian patent (AM, AZ, BY,
KG, KZ, MD, RU, TJ, TM), European patent (AT, BE, BG,
CH, CY, CZ, DE, DK, EE, ES, FI, FR, GB, GR, HU, IE, IT,
LU, MC, NL, PT, RO, SE, SI, SK, TR), OAPI patent (BF, BJ,
CF, CG, CI, CM, GA, GN, GQ, GW, ML, MR, NE, SN, TD,
TG)

[Continued on next page]

(54) Title: ADAMANTANE DERIVATIVES, PROCESSES FOR THEIR PREPARATION AND PHARMACEUTICAL COMPO-
SITION CONTAINING THEM



(I)

(57) Abstract: The invention provides compounds of
formula (I) in which m, n, R¹, R², R³, R⁴, R⁵, and
R⁶ have the meanings defined in the specification;
processes for their preparation; pharmaceutical com-
positions containing them; a process for preparing the
pharmaceutical compositions; and their use in therapy.

WO 2004/074224 A1



Published:

— with international search report

For two-letter codes and other abbreviations, refer to the "Guidance Notes on Codes and Abbreviations" appearing at the beginning of each regular issue of the PCT Gazette.

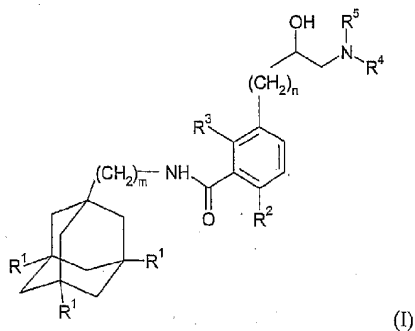
Adamantane derivatives, processes for their preparation and pharmaceutical compositions containing them.

The present invention relates to adamantane derivatives, processes for their preparation, pharmaceutical compositions containing them, a process for preparing the pharmaceutical compositions, and their use in therapy.

The P2X₇ receptor (previously known as P2Z receptor), which is a ligand-gated ion channel, is present on a variety of cell types, largely those known to be involved in the inflammatory/immune process, specifically, macrophages, mast cells and lymphocytes (T and B). Activation of the P2X₇ receptor by extracellular nucleotides, in particular adenosine triphosphate, leads to the release of interleukin-1 β (IL-1 β) and giant cell formation (macrophages/microglial cells), degranulation (mast cells) and proliferation (T cells), apoptosis and L-selectin shedding (lymphocytes). P2X₇ receptors are also located on antigen-presenting cells (APC), keratinocytes, salivary acinar cells (parotid cells), hepatocytes and mesangial cells.

It would be desirable to make compounds effective as P2X₇ receptor antagonists for use in the treatment of inflammatory, immune or cardiovascular diseases, in the aetiologies of which the P2X₇ receptor may play a role.

In accordance with the present invention, there is therefore provided a compound of formula



wherein m represents 1, 2 or 3, preferably 1 or 2;

each R^1 independently represents a hydrogen or halogen (e.g. fluorine, chlorine, bromine or iodine) atom, preferably a hydrogen atom;

one of R^2 and R^3 represents halogen, nitro, amino, hydroxyl, or a group

- 5 selected from (i) C_1-C_6 alkyl optionally substituted by at least one halogen atom, (ii) C_3-C_8 cycloalkyl, (iii) C_1-C_6 alkoxy optionally substituted by at least one halogen atom, and (iv) C_3-C_8 cycloalkyloxy, and the other of R^2 and R^3 represents a hydrogen or halogen atom;

n represents 0, 1 or 2; and

- 10 R^4 and R^5 each independently represent a hydrogen atom or a C_1-C_6 alkyl group optionally substituted by at least one substituent selected from hydroxyl, halogen and C_1-C_6 alkoxy; or a pharmaceutically acceptable salt or solvate thereof.

- In the context of the present specification, unless otherwise indicated, an alkyl substituent or alkyl moiety in a substituent group may be linear or branched. Examples of alkyl groups/moieties containing up to 6 carbon atoms include methyl, ethyl, n-propyl, isopropyl, n-butyl, isobutyl, tert-butyl, n-pentyl and n-hexyl. Further, it should be appreciated that if R^4 and/or R^5 represents a C_1-C_6 alkyl group substituted by at least one substituent being a hydroxyl or C_1-C_6 alkoxy group, the hydroxyl or alkoxy substituent will not be attached to the carbon atom which is adjacent to the nitrogen atom.
- 20

- One of R^2 and R^3 represents a halogen (e.g. fluorine, chlorine, bromine or iodine), nitro, amino ($-NH_2$), hydroxyl, or a group selected from (i) C_1-C_6 alkyl, preferably C_1-C_4 alkyl, optionally substituted by at least one (e.g. one, two, three or four) halogen atom(s) as defined above, (ii) C_3-C_8 cycloalkyl (e.g. cyclopropyl, cyclobutyl, cyclopentyl or cyclohexyl), (iii) C_1-C_6 alkoxy, preferably C_1-C_4 alkoxy, optionally substituted by at least one (e.g. one, two, three or four) halogen atom(s) as defined above, and (iv) C_3-C_8 cycloalkyloxy (e.g. cyclopropyloxy, cyclobutyloxy, cyclopentyloxy or cyclohexyloxy), and the other of R^2 and R^3 represents a hydrogen or halogen atom as defined above.
- 25
- 30

In one embodiment of the invention, one of R^2 and R^3 represents a halogen (such as a chlorine or bromine) atom and the other of R^2 and R^3 represents a hydrogen atom.

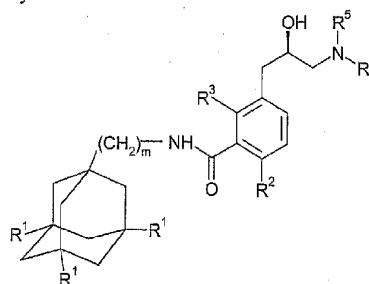
5 In an embodiment of the invention, m is 1.

In another embodiment of the invention, R^3 represents a hydrogen atom.

In another embodiment of the invention, n is 1.

10

In a further embodiment of the invention, n is 1 and the compound of formula (I) has the following stereochemistry:



15 R^4 and R^5 each independently represent a hydrogen atom or a C_1 - C_6 , for example, C_1 - C_4 or C_1 - C_3 , alkyl group which may be optionally substituted by at least one substituent (e.g. one, two, three or four substituents independently) selected from hydroxyl, halogen (e.g. fluorine, chlorine, bromine or iodine) and C_1 - C_6 , for example, C_1 - C_4 , alkoxy (e.g. methoxy, ethoxy, n-propoxy, n-butoxy, n-pentoxy and n-hexoxy).

20

In an embodiment of the invention, R^4 and R^5 each independently represent a hydrogen atom or a C_1 - C_6 alkyl group which may be optionally substituted by at least one, e.g. one or two, hydroxyl group(s).

In another embodiment of the invention, R^4 and R^5 each independently represent a hydrogen atom or a group selected from $-CH_3$, $-C_2H_5$, $-CH(CH_3)_2$, $-CH_2OH$, $-(CH_2)_2OH$, $-(CH_2)_3OH$, $-CH(CH_3)CH_2OH$, $-CH_2CH(CH_3)OH$, $-CH_2CH(OH)CH_3$, $-CH_2CH(OH)CH_2OH$, $-CH_2C(CH_3)_2OH$, $-CH(isopropyl)CH_2OH$, $-CH(CH_2OH)_2$, or

5 $-CH_2C(CH_3)_2CH_2OH$.

In a further embodiment of the invention, R^4 and R^5 each independently represent a hydrogen atom or a group selected from $-CH_3$, $-C_2H_5$, $-CH(CH_3)_2$ and $-(CH_2)_3OH$.

10 In an embodiment of the invention, there is provided a subset of compounds of formula (I), and pharmaceutically acceptable salts and solvates thereof, in which:

m represents 1;

each R^1 represents a hydrogen atom;

one of R^2 and R^3 represents a halogen atom, and the other of R^2 and R^3 represents a

15 hydrogen atom;

n is 0, 1 or 2; and

R^4 and R^5 each independently represent a hydrogen atom or a group selected from $-CH_3$, $-C_2H_5$, $-CH(CH_3)_2$ and $-(CH_2)_3OH$.

20 In another embodiment of the invention, there is provided a further subset of compounds of formula (I), and pharmaceutically acceptable salts and solvates thereof, in which:

m represents 1;

each R^1 represents a hydrogen atom;

one of R^2 and R^3 represents a halogen atom, and the other of R^2 and R^3 represents a

25 hydrogen atom;

n is 0, 1 or 2; and

one of R^4 and R^5 represents a hydrogen atom or $-CH_3$ and the other of R^4 and R^5 represents a group selected from $-CH_3$, $-C_2H_5$, $-CH(CH_3)_2$ and $-(CH_2)_3OH$.

30 Examples of compounds of the invention include:

2-Chloro-5-[(3S)-3-hydroxy-4-(methylamino)butyl]-*N*-(tricyclo[3.3.1.1^{3,7}]dec-1-ylmethyl)benzamide,

2-Chloro-5-[(3S)-3-hydroxy-4-(ethylamino)butyl]-*N*-(tricyclo[3.3.1.1^{3,7}]dec-1-ylmethyl)benzamide,

5 2-Chloro-5-[(3S)-3-hydroxy-4-(1-methylethylamino)butyl]-*N*-(tricyclo[3.3.1.1^{3,7}]dec-1-ylmethyl)benzamide,

2-Chloro-5-[(3R)-3-hydroxy-4-(methylamino)butyl]-*N*-(tricyclo[3.3.1.1^{3,7}]dec-1-ylmethyl)benzamide,

2-Chloro-5-[(2R)-3-(ethylamino)-2-hydroxypropyl]-*N*-(tricyclo[3.3.1.1^{3,7}]dec-1-ylmethyl)-
10 benzamide hydrochloride,

2-Chloro-5-[(2R)-2-hydroxy-3-[(1-methylethyl)amino]propyl]-*N*-(tricyclo[3.3.1.1^{3,7}]dec-1-ylmethyl)-benzamide hydrochloride,

2-Chloro-5-[(2R)-2-hydroxy-3-[(3-hydroxypropyl)amino]propyl]-*N*-(tricyclo[3.3.1.1^{3,7}]dec-1-ylmethyl)-benzamide hydrochloride,

15 2-Chloro-5-[(2R)-3-(dimethylamino)-2-hydroxypropyl]-*N*-(tricyclo[3.3.1.1^{3,7}]dec-1-ylmethyl)-benzamide hydrochloride,

2-Chloro-5-[(1S)-1-hydroxy-2-(methylamino)ethyl]-*N*-(tricyclo[3.3.1.1^{3,7}]dec-1-ylmethyl)benzamide hydrochloride,

2-Chloro-5-[(1R)-1-hydroxy-2-(methylamino)ethyl]-*N*-(tricyclo[3.3.1.1^{3,7}]dec-1-ylmethyl)benzamide hydrochloride,

2-Chloro-5-[(1R)-2-(ethylamino)-1-hydroxyethyl]-*N*-(tricyclo[3.3.1.1^{3,7}]dec-1-ylmethyl)benzamide,

2-Chloro-5-[(1R)-1-hydroxy-2-[(3-hydroxypropyl)amino]ethyl]-*N*-(tricyclo[3.3.1.1^{3,7}]dec-1-ylmethyl)benzamide,

25 2-Chloro-5-[(2S)-2-hydroxy-3-(methylamino)propyl]-*N*-(tricyclo[3.3.1.1^{3,7}]dec-1-ylmethyl)-benzamide hydrochloride,

2-Chloro-5-[(2S)-3-(ethylamino)-2-hydroxypropyl]-*N*-(tricyclo[3.3.1.1^{3,7}]dec-1-ylmethyl)-benzamide hydrochloride,

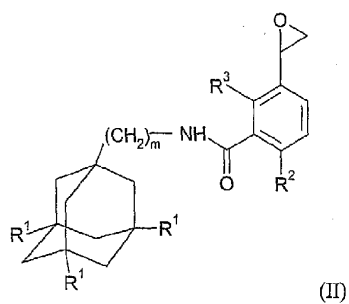
2-Chloro-5-[(2R)-2-hydroxy-3-(methylamino)propyl]-*N*-(tricyclo[3.3.1.1^{3,7}]dec-1-ylmethyl)benzamide benzoic acid salt,

and all pharmaceutically acceptable salts and solvates of any one thereof.

The present invention further provides a process for the preparation of a compound of formula (I) as defined above, or a pharmaceutically acceptable salt or solvate thereof,

5 which comprises:

(i) when n is 0, reacting a compound of formula

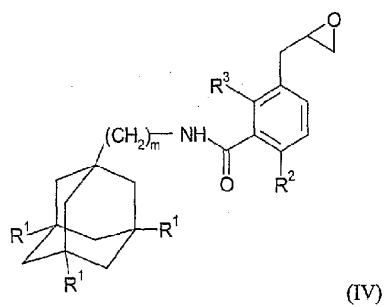


10

wherein m, R¹, R² and R³ are as defined in formula (I), with a compound of formula (III), HNR⁴R⁵, wherein R⁴ and R⁵ are as defined in formula (I); or

(ii) when n is 1, reacting a compound of formula

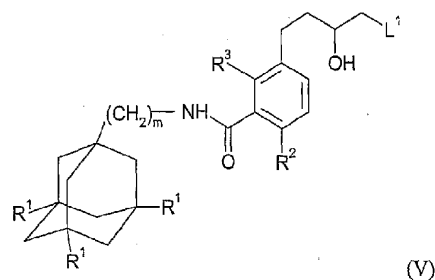
15



wherein m , R^1 , R^2 and R^3 are as defined in formula (I), with a compound of formula (III) as defined in (i) above; or

(iii) when n is 2, reacting a compound of formula

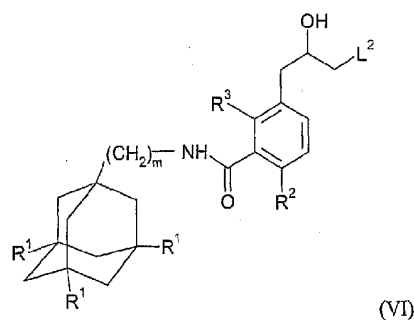
5



wherein L^1 is a leaving group (e.g. halogen, nitrobenzenesulfonyl, methanesulfonyl or an alternative leaving group for nucleophilic displacement reactions) and m , R^1 , R^2 and R^3 are as defined in formula (I), with a compound of formula (III) as defined in (i) above; or

10

(iv) when n is 1, reacting a compound of formula



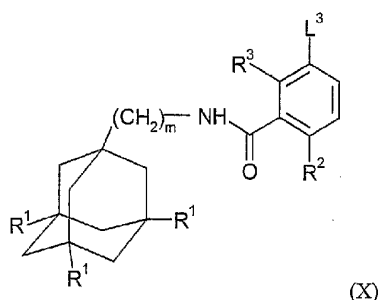
wherein L^2 is a leaving group (e.g. halogen, nitrobenzenesulfonyl, methanesulfonyl or an alternative leaving group for nucleophilic displacement reactions) and m , R^1 , R^2 and R^3 are as defined in formula (I), with a compound of formula (III) as defined in (i) above;

15

and optionally after (i), (ii) (iii) or (iv) carrying out one or more of the following:

- converting the compound obtained to a further compound of formula (I)
- forming a pharmaceutically acceptable salt or solvate of the compound.

- 5 In process (i), the compound of formula (II) may be conveniently synthesised by reacting a compound of formula



wherein L^3 represents a leaving group (e.g. halogen, phosphate, trifluoromethane sulphonate or an alternative leaving group for metal catalysed coupling reactions) and m,

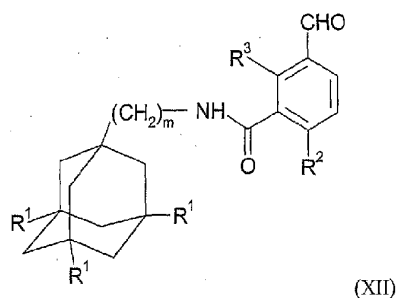
- 10 R^1 , R^2 and R^3 are as defined in formula (I), with a compound of formula



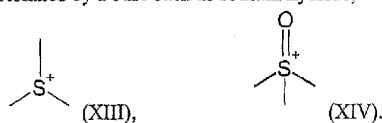
wherein L^4 represents a leaving group (e.g. trialkyltin, boronic acid or an alternative leaving group for metal catalysed coupling reactions) under metal catalysed coupling conditions such as *tetrakis*(triphenylphosphine)palladium(0).

- 15 The subsequent oxidation reaction may be performed with a reagent such as *m*-chloroperbenzoic acid in a suitable solvent such as dichloromethane.

Compounds of formula (II) may also be prepared by reacting a compound of formula



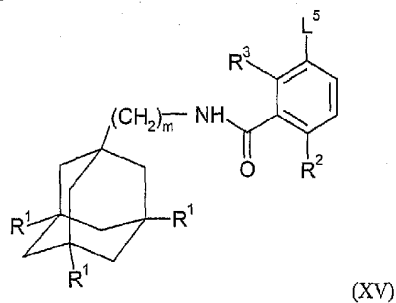
wherein m , R^1 , R^2 and R^3 are as defined in formula (I), with a compound of formula (XIII) or (XIV) suitably deprotonated by a base such as sodium hydride,



5

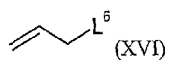
Reaction of the resultant epoxide may be performed by addition of the required amine of formula (III) at room temperature or at elevated temperature. An example of a compound of formula (XIII) is trimethylsulfonium iodide.

- 10 In process (ii), the compound of formula (IV) may be conveniently synthesised by reacting a compound of formula



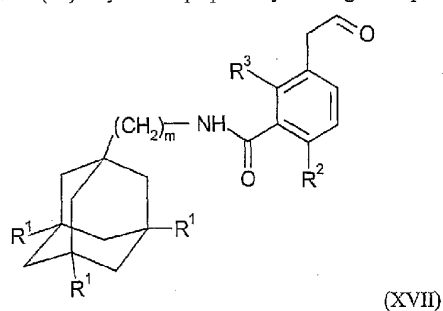
wherein L^5 represents a leaving group (e.g. halogen, phosphate, trifluoromethane sulphonate or an alternative leaving group for metal catalysed coupling reactions) and m ,

- 15 R^1 , R^2 and R^3 are as defined in formula (I), with a compound of formula



wherein L^6 represents a leaving group (e.g. trialkyltin, trialkylsilane, boronate, boronic acid or an alternative leaving group for metal catalysed coupling reactions) under metal catalysed coupling conditions such as dichlorobis(triphenylphosphine)palladium(II). The subsequent oxidation reaction may be performed with a reagent such as *m*-chloroperoxybenzoic acid or a combination of pyrazole, methyltrioxorhenium(VII) and hydrogen peroxide in a suitable solvent such as dichloromethane.

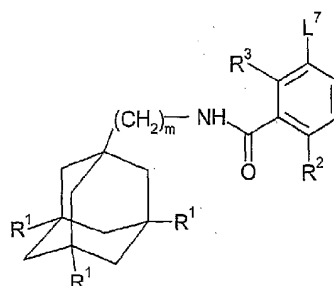
Compounds of formula (IV) may also be prepared by reacting a compound of formula



wherein m , R^1 , R^2 and R^3 are as defined in formula (I), with a compound of formula (XIII) or (XIV) as defined above suitably deprotonated by a base such as sodium hydride.

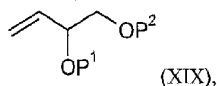
Reaction of the resultant epoxide may be performed by addition of the required amine of formula (III) at room temperature or at elevated temperature.

In process (iii), the compound of formula (V) may be conveniently synthesised by reacting a compound of formula



(XVIII)

wherein L⁷ represents a leaving group (e.g. halogen, phosphate, trifluoromethane sulphonate or an alternative leaving group for metal catalysed coupling reactions) and m, R¹, R² and R³ are as defined in formula (I), with a compound of formula

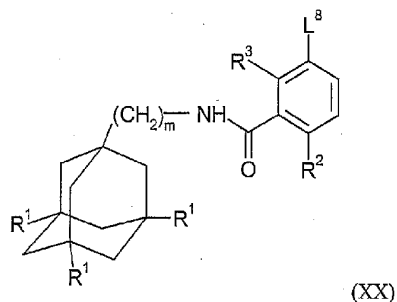


(XIX),

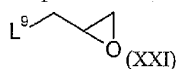
wherein P¹ and P² each independently represent a protecting group, in the presence of tetrakis(triphenylphosphine)palladium(0), followed by removal of the protecting groups with a reagent such as hydrochloric acid and reaction with a reagent such as methanesulphonyl chloride. Protecting groups P¹ and P² may be selected from any of the wide range of hydroxyl protecting groups known in the art.

The compound of formula (V) may be reacted with the amine of formula (III) at room temperature or at elevated temperature.

In process (iv), the compound of formula (VI) may be conveniently synthesised by reacting a compound of formula



wherein L^8 represents a leaving group (e.g. halogen, phosphate, trifluoromethane sulphonate or an alternative leaving group for metal catalysed coupling reactions) and m , R^1 , R^2 and R^3 are as defined in formula (I) (suitably metallated with a reagent such as butyllithium or *isopropylmagnesium chloride* followed by addition of copper(I) bromide dimethylsulphide complex), with a compound of formula



wherein L^9 is a leaving group (e.g. halogen, nitrobenzenesulfonyl, methanesulfonyl or an alternative leaving group for nucleophilic displacement reactions), followed by reaction with a reagent such as methanesulphonyl chloride.

The compound of formula (VI) may be reacted with the amine of formula (III) at room temperature or at elevated temperature.

- Compounds of formula (I) can be converted into further compounds of formula (I) using standard procedures. For example, compounds of formula (I) in which one of R^2 and R^3 represents a halogen atom may be converted to a corresponding compound of formula (I) in which one of R^2 and R^3 represents a C_1 - C_6 alkyl group by reaction with an alkyl Grignard reagent (e.g. methyl magnesium bromide) in the presence of a catalyst such as [1,3-bis(diphenylphosphino)propane]dichloronickel (II) in a solvent such as tetrahydrofuran.

Compounds of formula (X), (XII), (XV), (XVII), (XVIII) referred to above may be prepared by known chemistry, for example by methods according or analogous to those described in WO 99/29661 and WO 00/61569.

5 It will be appreciated by those skilled in the art that in the processes of the present invention certain functional groups such as hydroxyl or amino groups in the starting reagents or intermediate compounds may need to be protected by protecting groups. Thus, the preparation of the compounds of formula (I) may involve, at various stages, the addition and removal of one or more protecting groups.

10

The protection and deprotection of functional groups is described in 'Protective Groups in Organic Chemistry', edited by J.W.F. McOmie, Plenum Press (1973) and 'Protective Groups in Organic Synthesis', 2nd edition, T.W. Greene and P.G.M. Wuts, Wiley-Interscience (1991).

15

The compounds of formula (I) above may be converted to a pharmaceutically acceptable salt or solvate thereof, preferably an acid addition salt such as a hydrochloride, hydrobromide, phosphate, acetate, fumarate, maleate, tartrate, citrate, oxalate, methanesulphonate or *p*-toluenesulphonate, or an alkali metal salt such as a sodium or
20 potassium salt.

Certain compounds of formula (I) are capable of existing in stereoisomeric forms. It will be understood that the invention encompasses all geometric and optical isomers of the compounds of formula (I) and mixtures thereof including racemates. Tautomers and
25 mixtures thereof also form an aspect of the present invention. Enantiomerically pure forms are particularly desired.

The compounds of the present invention are advantageous in that they possess pharmacological activity. They are therefore indicated as pharmaceuticals for use in the
30 treatment of rheumatoid arthritis, osteoarthritis, psoriasis, allergic dermatitis, asthma,

chronic obstructive pulmonary disease (COPD), hyperresponsiveness of the airway, septic shock, glomerulonephritis, inflammatory bowel disease, Crohn's disease, ulcerative colitis, atherosclerosis, growth and metastases of malignant cells, myoblastic leukaemia, diabetes, Alzheimer's disease, meningitis, osteoporosis, burn injury, ischaemic heart disease, stroke, varicose veins, sarcoidosis, rhinitis, acute and chronic pain, multiple sclerosis, myeloma, bone loss associated with malignancy and inflammatory and neurodegenerative diseases of the eye such as scleritis, episcleritis, uveitis, Sjogrens syndrome-keratoconjunctivitis, sclerokeratitis, optic neuritis, diabetic retinopathy, retinitis pigmentosa, antimalarial - induced retinopathy.

10

Accordingly, the present invention provides a compound of formula (I) or a pharmaceutically acceptable salt or solvate thereof as hereinbefore defined for use in therapy.

- 15 In another aspect, the invention provides the use of a compound of formula (I) or a pharmaceutically acceptable salt or solvate thereof as hereinbefore defined in the manufacture of a medicament for use in therapy.

In the context of the present specification, the term "therapy" also includes "prophylaxis" unless there are specific indications to the contrary. The terms "therapeutic" and "therapeutically" should be construed accordingly.

The invention further provides a method of effecting immunosuppression (e.g. in the treatment of rheumatoid arthritis, osteoarthritis, inflammatory bowel disease, atherosclerosis or psoriasis) which comprises administering a therapeutically effective amount of a compound of formula (I) or a pharmaceutically acceptable salt or solvate thereof as hereinbefore defined to a patient.

The invention also provides a method of treating an obstructive airways disease (e.g. asthma or COPD) which comprises administering to a patient a therapeutically effective

30

amount of a compound of formula (I) or a pharmaceutically acceptable salt or solvate thereof as hereinbefore defined to a patient.

For the above-mentioned therapeutic uses the dosage administered will, of course, vary
5 with the compound employed, the mode of administration, the treatment desired and the disorder indicated. The daily dosage of the compound of formula (I)/salt/solvate (active ingredient) may be in the range from 0.001 mg/kg to 30 mg/kg.

The compounds of formula (I) and pharmaceutically acceptable salts and solvates thereof
10 may be used on their own but will generally be administered in the form of a pharmaceutical composition in which the formula (I) compound/salt/solvate (active ingredient) is in association with a pharmaceutically acceptable adjuvant, diluent or carrier. Depending on the mode of administration, the pharmaceutical composition will preferably comprise from 0.05 to 99 %w (per cent by weight), more preferably from 0.10 to 70 %w,
15 of active ingredient, and, from 1 to 99.95 %w, more preferably from 30 to 99.90 %w, of a pharmaceutically acceptable adjuvant, diluent or carrier, all percentages by weight being based on total composition.

Thus, the present invention also provides a pharmaceutical composition comprising a
20 compound of formula (I) or a pharmaceutically acceptable salt or solvate thereof as hereinbefore defined in association with a pharmaceutically acceptable adjuvant, diluent or carrier.

The invention further provides a process for the preparation of a pharmaceutical
25 composition of the invention which comprises mixing a compound of formula (I) or a pharmaceutically acceptable salt or solvate thereof as hereinbefore defined with a pharmaceutically acceptable adjuvant, diluent or carrier.

The pharmaceutical composition of the invention may be administered topically (e.g. to the
30 lung and/or airways or to the skin) in the form of solutions, suspensions, heptafluoroalkane

aerosols and dry powder formulations; or systemically, e.g. by oral administration in the form of tablets, capsules, syrups, powders or granules, or by parenteral administration in the form of solutions or suspensions, or by subcutaneous administration or by rectal administration in the form of suppositories or transdermally.

5

The invention further relates to combination therapies for the treatment of any one of rheumatoid arthritis, osteoarthritis, osteoporosis, psoriasis, inflammatory bowel diseases, COPD, asthma, allergic rhinitis or cancer or the neurodegenerative diseases such as multiple sclerosis, Alzheimer's disease or stroke.

10

For the treatment of rheumatoid arthritis, the compounds of the invention may be combined with "biological agents" such as TNF- α inhibitors such as anti-TNF monoclonal antibodies (such as Remicade, CDP-870 and Humira) and TNF receptor immunoglobulin molecules (such as Enbrel.reg.). IL-1 receptor antagonist (such as Anakinra) and IL-1 trap, IL-18 receptor, anti-IL-6 Ab, anti-CD20 Ab, anti-IL-15 Ab and CTLA4Ig.

15

Suitable agents to be used in combination include standard non-steroidal anti-inflammatory agents (hereinafter NSAID's) such as piroxicam, diclofenac, propionic acids such as naproxen, flubiprofen, fenoprofen, ketoprofen and ibuprofen, fenamates such as mefenamic acid, indomethacin, sulindac, apazone, pyrazolones such as phenylbutazone, salicylates such as aspirin. The COX-2 inhibitors (such as mcloxicam, celecoxib, rofecoxib, valdecoxib and etoricoxib) and the cyclo-oxygenase inhibiting nitric oxide donors (CINOD's) and the "disease modifying agents" (DMARDs) such as methotrexate, sulphasalazine, cyclosporine A, lefunomide; ciclosonide; hydroxychloroquine, d-penicillamine, auranofin or parenteral or oral gold.

20

The present invention still further relates to the combination of a compound of the invention together with a leukotriene biosynthesis inhibitor, 5-lipoxygenase (5-LO) inhibitor or 5-lipoxygenase activating protein (FLAP) antagonist selected from the group consisting of zileuton; ABT-761; fenleuton; tepoxalin; Abbott-79175; Abbott-85761; N-(5-

25

substituted)-thiophene-2-alkylsulfonamides; 2,6-di-tert-butylphenol hydrazones;
methoxytetrahydropyrans such as Zeneca ZD-2138; the compound SB-210661; pyridinyl-
substituted 2n cyanonaphthalene compounds such as L-739,010; 2-cyanoquinoline
compounds such as L-746,530; indole and quinoline compounds such as MK-591, MK-
5 886, and BAY x 1005.

The present invention still further relates to the combination of a compound of the
invention together with a receptor antagonists for leukotrienes LTB₄, LTC₄, LTD₄, and
LTE₄ selected from the group consisting of the phenothiazin-3-ones such as L-651,392;
10 amidino compounds such as CGS-25019c; benzoxalamines such as ontazolast;
benzenecarboximidamides such as BIIL 284/260; and compounds such as zafirlukast,
ablukast, montelukast, pranlukast, verlukast (MK-679), RG-12525, Ro-245913, iralukast
(CGP 45715A), and BAY x 7195.

15 The present invention still further relates to the combination of a compound of the
invention together with a PDE4 inhibitor including inhibitors of the isoform PDE4D.

The present invention still further relates to the combination of a compound of the
invention together with an antihistaminic H₁ receptor antagonists including cetirizine,
20 loratadine, desloratadine, fexofenadine, astemizole, azelastine, and chlorpheniramine.

The present invention still further relates to the combination of a compound of the
invention together with a gastroprotective H₂ receptor antagonist or the proton pump
inhibitors (such as omeprazole)

25 The present invention still further relates to the combination of a compound of the
invention together with an α_1 - and α_2 -adrenoceptor agonist vasoconstrictor
sympathomimetic agent, including propylhexedrine, phenylephrine, phenylpropanolamine,
pseudoephedrine, naphazoline hydrochloride, oxymetazoline hydrochloride,
30 tetrahydrozoline hydrochloride, xylometazoline hydrochloride, and

ethylnorepinephrine hydrochloride.

The present invention still further relates to the combination of a compound of the invention together with anticholinergic agents including ipratropium bromide; tiotropium bromide; oxitropium bromide; pirenzepine; and telenzepine.

The present invention still further relates to the combination of a compound of the invention together with a β_1 - to β_4 -adrenoceptor agonists including metaproterenol isoproterenol, isoprenaline, albuterol, salbutamol, formoterol, salmeterol, terbutaline, orciiprenaline, bitolterol mesylate, and pirbuterol; or methylxanthanines including theophylline and aminophylline; sodium cromoglycate; or muscarinic receptor (M1, M2, and M3) antagonist.

The present invention still further relates to the combination of a compound of the invention together with other modulators of chemokine receptor function such as CCR1, CCR2, CCR2A, CCR2B, CCR3, CCR4, CCR5, CCR6, CCR7, CCR8, CCR9, CCR10 and CCR11 (for the C-C family); CXCR1, CXCR3, CXCR4 and CXCR5 (for the C-X-C family) and CX₃CR1 for the C-X₃-C family.

The present invention still further relates to the combination of a compound of the invention together with an insulin-like growth factor type I (IGF-I) mimetic.

The present invention still further relates to the combination of compound of the invention together with an inhaled glucocorticoid with reduced systemic side effects, including prednisone, prednisolone, flunisolide, triamcinolone acetonide, beclomethasone dipropionate, budesonide, fluticasone propionate, and mometasone furoate.

The present invention still further relates to the combination of a compound of the invention together with (a) tryptase inhibitors; (b) platelet activating factor (PAF) antagonists; (c) interleukin converting enzyme (ICE) inhibitors; (d) IMPDH inhibitors; (e)

adhesion molecule inhibitors including VLA-4 antagonists; (f) cathepsins; (g) MAP kinase inhibitors; (h) glucose-6 phosphate dehydrogenase inhibitors; (i) kinin-B₁ - and B₂ - receptor antagonists; (j) anti-gout agents, e.g., colchicine; (k) xanthine oxidase inhibitors, e.g., allopurinol; (l) uricosuric agents, e.g., probenecid, sulfinpyrazone, and
 5 benzbromarone; (m) growth hormone secretagogues; (n) transforming growth factor (TGFβ); (o) platelet-derived growth factor (PDGF); (p) fibroblast growth factor, e.g., basic fibroblast growth factor (bFGF); (q) granulocyte macrophage colony stimulating factor (GM-CSF); (r) capsaicin cream; (s) Tachykinin NK₁ and NK₂ receptor antagonists selected from the group consisting of NKP-608C; SB-233412 (talnctant); and D-4418; and (t)
 10 elastase inhibitors selected from the group consisting of UT-77 and ZD-0892 (u) induced nitric oxide synthase inhibitors (iNOS) or (v) chemoattractant receptor-homologous molecule expressed on TH2 cells, (CRTH2 antagonists).

The present invention still further relates to the combination of a compound of the
 15 invention together with an inhibitor of matrix metalloproteases (MMP's), i.e., the stromelysins, the collagenases, and the gelatinases, as well as aggrecanase; especially collagenase-1 (MMP-1), collagenase-2 (MMP-8), collagenase-3 (MMP-13), stromelysin-1 (MMP-3), stromelysin-2 (MMP-10), and stromelysin-3 (MMP-11).

20 The compounds of the invention can also be used in combination with existing therapeutic agents for the treatment of osteoarthritis. Suitable agents to be used in combination include standard non-steroidal anti-inflammatory agents (hereinafter NSAID's) such as piroxicam, diclofenac, propionic acids such as naproxen, flubiprofen, fenoprofen, ketoprofen and ibuprofen, fenamates such as mefenamic acid, indomethacin, sulindac, apazone,
 25 pyrazolones such as phenylbutazone, salicylates such as aspirin, induced nitric oxide synthase inhibitors (iNOS inhibitors), COX-2 inhibitors such as celecoxib, valdecoxib, rofecoxib and etoricoxib, and the cyclo-oxygenase inhibiting nitric oxide donors (CINOD's) analgesics (such as paracetamol and tramadol), cartilage sparing agents such as diacerein, doxycycline and glucosamine, and intra-articular therapies such as corticosteroids
 30 and hyaluronic acids such as hyalgan and synvisc.

The compounds of the invention can also be used in combination with existing therapeutic agents for the treatment of inflammatory bowel diseases (Ulcerative colitis and Crohn's disease). Suitable agents to be used include sulphasalazine, 5-amino-salicylates, the
5 thiopurines, azathioprine and 6-mecaptopurine and corticosteroids such as budesonide.

The compounds of the present invention may also be used in combination with anticancer agents such as endostatin and angiostatin or cytotoxic drugs such as adriamycin, daunomycin, cis-platinum, etoposide, taxol, taxotere and farnesyl transferase inhibitors,
10 VegF inhibitors, COX-2 inhibitors and antimetabolites such as methotrexate, antineoplastic agents, especially antimitotic drugs including the vinca alkaloids such as vinblastine and vincristine.

The compounds of the invention may also be used in combination with antiviral agents
15 such as Viracept, AZT, aciclovir and famciclovir, and antiseptis compounds such as Valant.

The compounds of the present invention may also be used in combination with cardiovascular agents such as calcium channel blockers, lipid lowering agents such as
20 statins, fibrates, beta-blockers, Ace inhibitors, Angiotensin-2 receptor antagonists and platelet aggregation inhibitors.

The compounds of the present invention may also be used in combination with CNS agents such as antidepressants (such as sertraline), anti-Parkinsonian drugs (such as deprenyl, L-
25 dopa, Requip, Mirapex, MAOB inhibitors such as selegine and rasagiline, comP inhibitors such as Tasmar, A-2 inhibitors, dopamine reuptake inhibitors, NMDA antagonists, Nicotine agonists, Dopamine agonists and inhibitors of neuronal nitric oxide synthase), and anti Alzheimer's drugs such as donepezil, tacrine, COX-2 inhibitors, propentofylline or metryfonate.

30

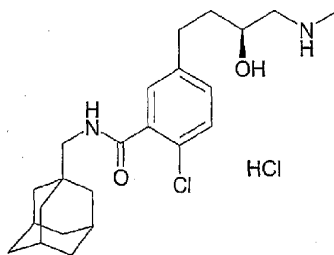
The compounds of the present invention may also be used in combination with osteoporosis agents such as roloxifene, droloxifene, lasofoxifene or fosomax and immunosuppressant agents such as FK-506, rapamycin, cyclosporine, azathioprine, and methotrexate.

5

The present invention will now be further explained by reference to the following illustrative examples. In the examples the NMR spectra were measured on a Varian Unity spectrometer at a proton frequency of either 300 or 400MHz. The MS spectra were measured on either a Agilent 1100 MSD G1946D spectrometer or a Hewlett Packard
10 HP1100 MSD G1946A spectrometer. Preparative HPLC separations were performed using a Waters' Symmetry™ or Xterra™ column or a Novapak™ column.

Example 1

2-Chloro-5-[(3*S*)-3-hydroxy-4-(methylamino)butyl]-*N*-(tricyclo[3.3.1.1^{3,7}]dec-1-ylmethyl)benzamide, hydrochloride
15



a) 5-Ethenyl-2,2,3,3,8,8,9,9-octamethyl-(5*S*) 4,7-dioxo-3,8-disiladecane

Imidazole (4g) was added portionwise to a solution of (2*S*)-3-butene-1,2-diol (2g) and chloro(1,1-dimethylethyl)dimethyl-silane (7g) in *N,N*-dimethylformamide (20 mL). The
20 mixture was stirred at room temperature for 24 hours. The biphasic reaction mixture was poured into ether and washed with water (x3) and brine, dried over anhydrous magnesium sulfate, filtered and evaporated, to give an oil (7.5g). Purification by bulb-bulb distillation (130-150°C at 3mm Hg), gave the sub-titled compound as an oil (5.3g).

¹H NMR (300 MHz, CDCl₃) δ 5.92 - 5.81 (1H, m), 5.26 (1H, d), 5.11 (1H, d), 4.16 (1H, q), 3.57 - 3.42 (2H, m), 0.90 (18H, s), 0.05 (12 H,s).

b) **2-Chloro-5-[(3*S*)-3,4-dihydroxybutyl]-*N*-(tricyclo[3.3.1.1^{3,7}]dec-1-**

5 **ylmethyl)benzamide**

9-Borabicyclo[3.3.1]nonane dimer (1.8g) was added at room temperature to a solution of 5-ethenyl-2,2,3,3,8,8,9,9-octamethyl-(5*S*) 4,7-dioxo-3,8-disiladecane (Example 1 a) (1.0g) in tetrahydrofuran (20 mL), under nitrogen. *N,N*-dimethylformamide (20 mL) was added to the reaction mixture and degassed by bubbling nitrogen through the reaction mixture for 30 minutes. A solution of 2-chloro-5-iodo-*N*-(tricyclo[3.3.1.1^{3,7}]dec-1-ylmethyl)benzamide (1.3g) (prepared as described in WO99/29661) in *N,N*-dimethylformamide (10 mL) was added to the reaction mixture and degassing continued for 45min. Potassium carbonate (1.0g) and *tetrakis*(triphenylphosphine)palladium(0) (0.2g) were added to the reaction mixture and heated to 80-90°C for 24 hours under nitrogen. On cooling to room temperature the reaction mixture was poured into ethyl acetate and the organic layer washed with water, aqueous hydrochloric acid (2M), brine, dried over anhydrous magnesium sulfate, filtered and evaporated. The resulting oil was redissolved in dichloromethane (50 mL) and hydrochloric acid in 1,4-dioxane (4M, 5 mL) was added. After 18 hours the reaction mixture was concentrated and purified by column chromatography (gradient 0-5% methanol in dichloromethane). Further purification by reverse phase HPLC (gradient 25-95% acetonitrile (MeCN) in 0.2% aqueous ammonium acetate (NH₄AcO) on Symmetry™ column) gave the sub-titled product as a white solid (0.36g).

25 ¹H NMR (300 MHz, CDCl₃) δ 7.57 (1H, d), 7.31 (1H, d), 7.20 (1H, dd), 6.30 (1H, s), 3.76 - 3.56 (2H, m), 3.46 (1H, t), 3.18 (2H, d), 2.87 - 2.66 (2H, m), 2.34 (1H, s), 2.07 - 1.91 (4H, m), 1.80 - 1.54 (14H, m).

MS (APCI+) ion [M+H]⁺ 392/4

m.p. 145-147 °C

$[\alpha]_D^{25}$ (C=0.16 in MeOH) -16.4°

c) 2-Chloro-5-[(3*S*)-3-hydroxy-4-[(methylsulfonyl)oxy]butyl]-*N*-(tricyclo[3.3.1.1^{3,7}]dec-1-ylmethyl)benzamide

Methanesulfonylchloride (0.08 mL) was added to a solution of 2-chloro-5-[(3*S*)-3,4-dihydroxybutyl]-*N*-(tricyclo[3.3.1.1^{3,7}]dec-1-ylmethyl)benzamide (Example 1 b) (0.33g) and triethylamine (0.33 ml) in dichloromethane (10 mL). After 1 hour the reaction mixture was concentrated, redissolved in ethyl acetate and the organic layer washed with water, brine, dried over anhydrous magnesium sulfate, filtered and evaporated. Purification by normal phase HPLC (gradient 0-5% ethanol (EtOH) in dichloromethane on silica NovapakTM column), gave the sub-titled compound (0.14g).

¹H NMR (300 MHz, CDCl₃) δ 7.57 (1H, d), 7.33 (1H, d), 7.20 (1H, dd), 6.31 (1H, s), 4.25 - 4.09 (2H, m), 3.96 - 3.81 (1H, m), 3.18 (2H, d), 3.06 (3H, s), 2.93 - 2.65 (2H, m), 2.30 (1H, d), 2.01 (3H, s), 1.87 - 1.57 (14H, m).

MS (APCI+) ion [M+H]⁺ 470/2

d) 2-Chloro-5-[(3*S*)-3-hydroxy-4-(methylamino)butyl]-*N*-(tricyclo[3.3.1.1^{3,7}]dec-1-ylmethyl)benzamide

Aqueous methylamine (40%) (3 mL) was added to a solution of 2-chloro-5-[(3*S*)-3-hydroxy-4-[(methylsulfonyl)oxy]butyl]-*N*-(tricyclo[3.3.1.1^{3,7}]dec-1-ylmethyl)benzamide (Example 1 c) (0.13g) in acetonitrile (20 mL) and heated at 50°C for 4 hours. Further aqueous methylamine (40%) (2 mL) was added and heating at 50°C continued for a further 1 hour. On cooling the reaction mixture was concentrated and purified by solid phase extraction on Waters' SCX resin, eluting with ammonia in methanol (7M). The residue was dissolved in methanol (5 mL) and hydrochloric acid in dioxane (4M, 1 mL) was added, evaporation gave the titled compound (0.12g).

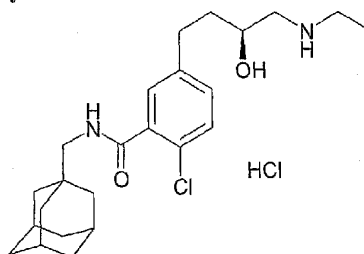
¹H NMR (300 MHz, d₆-DMSO) δ 8.69 - 8.37 (2H, m), 8.29 (1H, t), 7.39 (1H, d), 7.31 - 7.22 (2H, m), 5.60 - 5.21 (1H, m), 3.81 - 3.65 (1H, m), 3.07 - 2.88 (3H, m), 2.88 - 2.57 (3H, m), 2.54 (3H, s), 1.95 (3H, s), 1.75 - 1.55 (8H, m), 1.52 (6H, s).

MS (APCI+) ion [M+H]⁺ 405/7

m.p. >200 °C dec
 $[\alpha]_D^{21}$ (C=0.15 in MeOH) -2.4°

Example 2

2-Chloro-5-[(3*S*)-3-hydroxy-4-(ethylamino)butyl]-*N*-(tricyclo[3.3.1.1^{3,7}]dec-1-ylmethyl)benzamide, hydrochloride



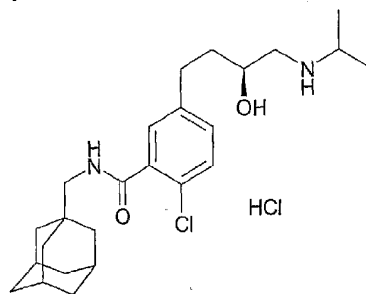
Aqueous ethylamine (70%) (2 mL) was added to a solution of 2-chloro-5-[(3*S*)-3-hydroxy-4-[(methylsulfonyl)oxy]butyl]-*N*-(tricyclo[3.3.1.1^{3,7}]dec-1-ylmethyl)benzamide (Example 1 c) (0.2 g) in acetonitrile (5 mL) and heated at 50°C for 2.5 hours. On cooling the reaction mixture was concentrated and purified by solid phase extraction on Waters' SCX resin, eluting with ammonia in methanol (7M). Further purification by reverse phase HPLC (gradient 25-95% acetonitrile in 0.2% aqueous trifluoroacetic acid (TFA) on SymmetryTM column). The residue was dissolved in methanol (5 mL) and hydrochloric acid in 1,4-dioxane (4M, 1 mL) was added, evaporation and recrystallisation from acetonitrile, gave the titled compound (0.13g).

¹H NMR (300 MHz, d₆-DMSO) δ 8.74 - 8.32 (2H, m), 8.30 (1H, t), 7.39 (1H, d), 7.33 - 7.21 (2H, m), 5.46 (1H, d), 3.84 - 3.68 (1H, m), 3.05 - 2.85 (5H, m), 2.85 - 2.55 (3H, m), 1.94 (3H, s), 1.79 - 1.55 (8H, m), 1.52 (6H, s), 1.19 (3H, t).

MS (APCI-) ion $[M+H]^+$ 419/421

Example 3

2-Chloro-5-[(3*S*)-3-hydroxy-4-(1-methylethylamino)butyl]-*N*-(tricyclo[3.3.1.1^{3,7}]dec-1-ylmethyl)benzamide, hydrochloride



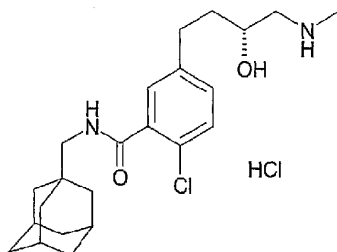
1-Methylethylamine (3 mL) was added to a solution of 2-chloro-5-[(3*S*)-3-hydroxy-4-
 [(methylsulfonyl)oxy]butyl]-*N*-(tricyclo[3.3.1.1^{3,7}]dec-1-ylmethyl)benzamide (Example
 1 c) (0.22 g) in acetonitrile (10 mL) and heated at 50°C for 18 hours. On cooling the
 reaction mixture was concentrated and purified by solid phase extraction on Waters' SCX
 resin, eluting with ammonia in methanol (7M). Further purification by reverse phase
 HPLC (gradient 25-95% acetonitrile in 0.2% aqueous trifluoroacetic acid on SymmetryTM
 column). The residue was dissolved in methanol (5 mL) and hydrochloric acid in dioxane
 (4M, 1 mL) was added, evaporation and recrystallisation from MeCN, gave the titled
 compound as the hydrochloric acid salt (30mg).

¹H NMR (300 MHz, d₆-DMSO) δ 8.70 - 8.21 (3H, m), 7.40 (1H, d), 7.30 - 7.25 (2H, m),
 5.44 (1H, d), 3.83 - 3.67 (1H, m), 3.38 - 3.19 (1H, m), 3.05 - 2.86 (3H, m), 2.87 - 2.55 (3H,
 m), 1.93 (3H, s), 1.77 - 1.47 (14H, m), 1.24 (3H, d), 1.22 (3H, d).

MS (APCI+) ion $[M+H]^+$ 433/435

Example 4

2-Chloro-5-[(3*R*)-3-hydroxy-4-(methylamino)butyl]-*N*-(tricyclo[3.3.1.1^{3,7}]dec-1-ylmethyl)benzamide



a) 5-Ethenyl-2,2,3,3,8,8,9,9-octamethyl-(5*R*) 4,7-dioxo-3,8-disiladecane

The sub-titled compound was prepared by the method of Example 1(a) using (2*R*)-3-butene-1,2-diol.

¹H NMR (300 MHz, CDCl₃) δ 5.92 - 5.81 (1H, m), 5.26 (1H, d), 5.11 (1H, d), 4.16 (1H, q), 3.57 - 3.42 (2H, m), 0.90 (18H, s), 0.05 (12H, s).

b) 2-Chloro-5-[(3*R*)-3,4-dihydroxybutyl]-*N*-(tricyclo[3.3.1.1^{3,7}]dec-1-ylmethyl)benzamide

The sub-titled compound was prepared by the method of Example 1(b) using 5-ethenyl-2,2,3,3,8,8,9,9-octamethyl-(5*R*) 4,7-dioxo-3,8-disiladecane (product of Example 4a).

¹H NMR (300 MHz, CDCl₃) δ 7.57 (1H, d), 7.31 (1H, d), 7.20 (1H, dd), 6.30 (1H, s), 3.76 - 3.56 (2H, m), 3.46 (1H, t), 3.18 (2H, d), 2.87 - 2.66 (2H, m), 2.44 (1H, s), 2.07 (1H, s), 2.01 (3H, s), 1.80 - 1.54 (14H, m).

MS (APCI+) ion [M+H]⁺ 392/4
[α]_D²⁴ (C=0.26 in MeOH) +14.0°

c) 2-Chloro-5-[(3*R*)-3-hydroxy-4-[(methylsulfonyl)oxy]butyl]-*N*-(tricyclo[3.3.1.1^{3,7}]dec-1-ylmethyl)benzamide

The sub-titled compound was prepared by the method of Example 1(c) using 2-chloro-5-[(3*R*)-3,4-dihydroxybutyl]-*N*-(tricyclo[3.3.1.1^{3,7}]dec-1-ylmethyl)benzamide.

¹H NMR (300 MHz, CDCl₃) δ 7.57 (1H, d), 7.33 (1H, d), 7.20 (1H, dd), 6.31 (1H, s),
 4.25 - 4.09 (2H, m), 3.96 - 3.81 (1H, m), 3.18 (2H, d), 3.06 (3H, s), 2.93 - 2.65 (2H, m),
 2.40 (1H, s), 2.01 (3H, s), 1.87 - 1.57 (14H, m).

MS (APCI+) ion [M+H]⁺ 470/2

d) 2-Chloro-5-[(3*R*)-3-hydroxy-4-(methylamino)butyl]-*N*-(tricyclo[3.3.1.1^{3,7}]dec-1-ylmethyl)benzamide

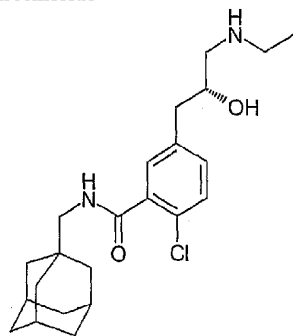
The titled compound was prepared by the method of Example 1(d) using 2-chloro-5-[(3*R*)-3-hydroxy-4-[(methylsulfonyl)oxy]butyl]-*N*-(tricyclo[3.3.1.1^{3,7}]dec-1-ylmethyl)benzamide.

¹H NMR (300 MHz, DMSO) δ 8.69 - 8.37 (2H, m), 8.29 (1H, t), 7.39 (1H, d), 7.31 - 7.22 (2H, m), 5.60 - 5.21 (1H, m), 3.81 - 3.65 (1H, m), 3.07 - 2.88 (3H, m), 2.88 - 2.57 (3H, m),
 2.54 (3H, s), 1.95 (3H, s), 1.75 - 1.55 (8H, m), 1.52 (6H, s).

MS (APCI+) ion [M+H]⁺ 405/7

Example 5

2-Chloro-5-[(2*R*)-3-(ethylamino)-2-hydroxypropyl]-*N*-(tricyclo[3.3.1.1^{3,7}]dec-1-ylmethyl)-benzamide, hydrochloride



a) **2-Chloro-5-(2-propenyl)-*N*-(tricyclo[3.3.1.1^{3,7}]dec-1-ylmethyl)-benzamide**

2-Chloro-5-iodo-*N*-(tricyclo[3.3.1.1^{3,7}]dec-1-ylmethyl)-benzamide

(prepared as described in WO 99/29661) (7.74g), tri-*n*-butylalyltin (5.99g),

- 5 dichlorobis(triphenylphosphine)palladium(II) (1.24g), triphenylphosphine (1.86g), lithium chloride (6.11g) and *N,N*-dimethylformamide (260 mL) were heated together under nitrogen from 110°C to 130°C over 20 minutes, and then at 130°C for 25 minutes. The mixture was then cooled, poured into brine (500 mL), extracted into ethyl acetate (3 x 250mL), dried over anhydrous magnesium sulfate, filtered and concentrated to give an oil.
- 10 The crude mixture was purified by column chromatography eluting with 9:1 *iso*hexane/ethyl acetate to give the sub-titled compound (5.23g).

- ¹H NMR (300 MHz, CDCl₃) δ 7.54 (1H, s), 7.33-7.31 (1H, d), 7.20-7.16 (1H, d), 6.25 (1H, br s), 5.99-5.85 (1H, m), 5.13-5.06 (2H, m), 3.39-3.37 (2H, d), 3.19-3.17 (2H, d), 2.01 (3H, br s), 1.76-1.63 (6H, br AB), 1.58 (6H, br s).

MS (ES⁺) ion [M+H]⁺ 344, 346

b) **2-Chloro-5-(oxiranylmethyl)-*N*-(tricyclo[3.3.1.1^{3,7}]dec-1-ylmethyl)-benzamide**

2-Chloro-5-(2-propenyl)-*N*-(tricyclo[3.3.1.1^{3,7}]dec-1-ylmethyl)-benzamide (Example 5 a)

- 20 (9.4g), pyrazole (0.45g) and methyltrioxorhenium(VII) (0.40g) were stirred together in dichloromethane (40 mL) under nitrogen, and hydrogen peroxide (27.5% wt. solution in water, 13 mL) was added dropwise. The reaction was then monitored by HPLC/MS and further portions of pyrazole, methyltrioxorhenium(VII) and hydrogen peroxide were added over a period of 2 days until the reaction mixture consisted of a 1:1 mixture of starting
- 25 material and product. The mixture was then poured into water (500 mL), extracted into dichloromethane (3 x 300 mL), washed with 2M aqueous hydrochloric acid (300 mL), brine (300 mL), saturated aqueous sodium thiosulfate (300 mL), dried over anhydrous magnesium sulfate, filtered and concentrated to give an oil. This was purified by column chromatography eluting with 2:1 *iso*hexane/ethyl acetate to give the sub-titled compound
- 30 (4.71g).

¹H NMR (300 MHz, CDCl₃) δ 7.60 (1H, d), 7.38-7.34 (1H, d), 7.28-7.25 (1H, dd), 6.28 (1H, br t), 3.22-3.18 (2H, d), 3.17-3.11 (1H, m), 2.86-2.79 (3H, m), 2.53-2.52 (1H, m), 2.01 (3H, br s), 1.75-1.64 (6H, br AB), 1.59 (6H, br s).

5 MS (ES+) ion [M+H]⁺ 360, 362

c) 2-Chloro-5-[(2*R*)-2-oxiranylmethyl]-*N*-(tricyclo[3.3.1.1^{3,7}]dec-1-ylmethyl)-benzamide

(1*R*, 2*R*)-(-)-*N,N'*-Bis(3,5-di-*t*-butylsalicydene)-1,2-cyclohexanediaminocobalt(II) (0.30g),
10 acetic acid (0.15 mL) and toluene (3 mL) were stirred together in air for 1.25 hours. The solvents were then removed *in vacuo* and the resultant brown glass was dried under high vacuum for 2 hours. 2-Chloro-5-(oxiranylmethyl)-*N*-(tricyclo[3.3.1.1^{3,7}]dec-1-ylmethyl)-benzamide (Example 5 b) (1.14g), water (1.5 mL) and tetrahydrofuran (100 mL) were then added to this and the mixture stirred under nitrogen for 82 hours, concentrated and purified
15 by column chromatography eluting with 2:1 *iso*hexane/ethyl acetate to give the sub-titled compound (0.28g).

MS (ES+) ion [M+H]⁺ 360, 362

d) 2-Chloro-5-[(2*R*)-3-(ethylamino)-2-hydroxypropyl]-*N*-(tricyclo[3.3.1.1^{3,7}]dec-1-ylmethyl)-benzamide, hydrochloride salt

2-Chloro-5-[(2*R*)-2-oxiranylmethyl]-*N*-(tricyclo[3.3.1.1^{3,7}]dec-1-ylmethyl)-benzamide (Example 5 c) (452mg), ethylamine (70% aqueous solution, 5 mL) and tetrahydrofuran (15 mL) were heated together at 50°C under nitrogen for 20 hours, cooled and concentrated to
25 give an oil. This was purified by Waters' MCX resin (mixed-mode cation exchanger) and then by column chromatography eluting with 19:1:0.1 dichloromethane/methanol/ammonia. The oil obtained was dissolved in dichloromethane (5 mL) and one molar (1M) ethereal hydrogen chloride (4 mL) was added. The mixture was concentrated to give the sub-titled compound as a solid (415mg).

30

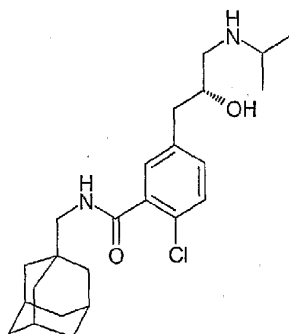
¹H NMR (400 MHz, d₆-DMSO) δ 8.29-8.26 (1H, t); 7.43-7.40 (1H, d); 7.30-7.28 (2H, m); 5.53-5.52 (1H, d); 3.98 (1H, br m); 2.94-2.82 (5H, m); 2.79-2.67 (3H, m); 1.94 (3H, br s); 1.69-1.58 (6H, br AB); 1.52 (6H, br s); 1.20-1.16 (3H, t).

MS: APCI(+ve) ion [M+H]⁺ 405, 407

m.p. 218°C

Example 6

2-Chloro-5-[(2*R*)-2-hydroxy-3-[(1-methylethyl)amino]propyl]-*N*-(tricyclo[3.3.1.1^{3,7}]dec-1-ylmethyl)-benzamide, hydrochloride



2-Chloro-5-[(2*R*)-2-oxiranylmethyl]-*N*-(tricyclo[3.3.1.1^{3,7}]dec-1-ylmethyl)-benzamide (Example 5 c) (133 mg), isopropylamine (3 mL) and 1-methyl-2-pyrrolidinone (5 mL) were heated together at 80°C in a sealed tube for 22 hours, cooled and poured into brine (50 mL), extracted into ethyl acetate (3 x 50 mL), washed with brine (3 x 50 mL), dried over anhydrous magnesium sulfate, filtered and concentrated to give an oil. This was purified by Waters' MCX resin and then by column chromatography eluting with 19:1:0.1 dichloromethane/methanol/ammonia. The oil obtained was dissolved in dichloromethane (5 mL) and 1M ethereal hydrogen chloride (4 mL) was added. The mixture was concentrated to give the titled compound as a solid (85 mg).

¹H NMR (400 MHz, d₆-DMSO) δ 8.29 (1H, br t); 7.43-7.41 (1H, d); 7.31-7.29 (2H, m); 5.52 (1H, br s); 3.99 (1H, br s); 2.98-2.92 (3H, m); 2.83-2.67 (3H, m); 1.94 (3H, br s); 1.69-1.59 (6H, br AB); 1.23-1.20 (6H, m).

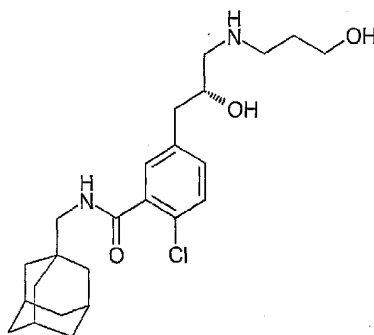
MS: APCI(+ve) ion [M+H]⁺ 419, 421

5 m.p. 189°C

Example 7

2-Chloro-5-[(2*R*)-2-hydroxy-3-[(3-hydroxypropyl)amino]propyl]-*N*-(tricyclo[3.3.1.1^{3,7}]dec-1-ylmethyl)-benzamide, hydrochloride salt

10



2-Chloro-5-[(2*R*)-2-oxiranylmethyl]-*N*-(tricyclo[3.3.1.1^{3,7}]dec-1-ylmethyl)-benzamide

(Example 5 c) (133 mg), 3-amino-1-propanol (3 mL) and 1-methyl-2-pyrrolidinone (5 mL) were heated together at 80°C in a sealed tube for 22 hours, cooled and poured into brine (50 mL), extracted into ethyl acetate (3 x 50 mL), washed with brine (3 x 50 mL), dried over anhydrous magnesium sulfate, filtered and concentrated to give an oil. This was purified by Waters' MCX resin and then by column chromatography eluting with 9:1:0.1 dichloromethane/methanol/ammonia. This was further purified by reverse phase HPLC (gradient 25-95% acetonitrile in 0.2% aqueous trifluoroacetic acid on Xterra™ column).
 20 The oil obtained was dissolved in dichloromethane (5 mL) and 1M ethereal hydrogen chloride (4 mL) was added. The mixture was concentrated to give the titled compound as a solid (60 mg).

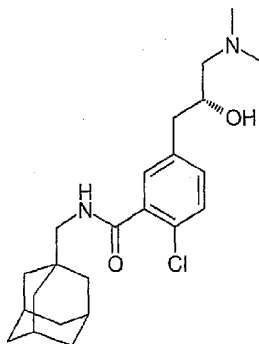
¹H NMR (400 MHz, d₆-DMSO) δ 8.28 (1H, br t); 7.42-7.40 (1H, d); 7.30-7.28 (2H, m); 5.53 (1H, br s); 4.78 (1H, br s); 4.00 (1H, br s); 3.50-3.45 (2H, br t); 3.00-2.92 (5H, m); 2.81-2.68 (3H, m); 1.94 (3H, br s); 1.76 (2H, br m); 1.69-1.58 (6H, br AB); 1.53 (6H, br s).

5 MS: APCI(+ve) ion [M+H]⁺ 435, 437

M.p. 225°C

Example 8

2-Chloro-5-[(2*R*)-3-(dimethylamino)-2-hydroxypropyl]-*N*-(tricyclo[3.3.1.1^{3,7}]dec-1-ylmethyl)-benzamide, hydrochloride



2-Chloro-5-[(2*R*)-2-oxiranylmethyl]-*N*-(tricyclo[3.3.1.1^{3,7}]dec-1-ylmethyl)-benzamide (Example 5 c) (133 mg), dimethylamine (40% solution in water, 3 mL) and 1-methyl-2-pyrrolidinone (5 mL) were heated together at 80°C in a sealed tube for 22 hours, cooled and poured into brine (50 mL), extracted into ethyl acetate (3 x 50 mL), washed with brine (3 x 50 mL), dried over anhydrous magnesium sulfate, filtered and concentrated to give an oil. This was purified by Waters' MCX resin and then by reverse phase HPLC (gradient 25-95% acetonitrile in 0.2% aqueous trifluoroacetic acid on Waters' Xterra™ column).

20 The oil obtained was dissolved in dichloromethane (5 mL) and 1M ethereal hydrogen chloride (4 mL) was added. The mixture was concentrated to give the titled compound as a solid (41 mg).

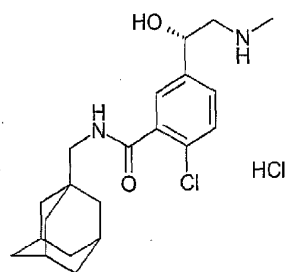
¹H NMR (400 MHz, d₆-DMSO) δ 8.29-8.26 (1H, t); 7.43-7.41 (1H, d); 7.31-7.29 (2H, m); 5.64 (1H, br s); 4.11 (1H, br s); 3.15-2.98 (2H, m); 2.94-2.93 (2H, d); 2.79-2.66 (7H, m); 1.94 (3H, br s); 1.69-1.58 (6H, br AB); 1.53 (6H, br s).

5 MS: APCI(+ve) ion [M+H]⁺ 405, 407

m.p. 198°C

Example 9

2-Chloro-5-[(1*S*)-1-hydroxy-2-(methylamino)ethyl]-*N*-(tricyclo[3.3.1.1^{3,7}]dec-1-ylmethyl)benzamide hydrochloride



a) 2-Chloro-5-ethenyl-*N*-(tricyclo[3.3.1.1^{3,7}]dec-1-ylmethyl)benzamide

15 A solution of 5-bromo-2-chloro-*N*-(tricyclo[3.3.1.1^{3,7}]dec-1-ylmethyl)benzamide (prepared as described in WO 00/61569) (1.0g), *tetrakis*(triphenylphosphine)palladium(0) (96mg) and tributylvinyltin (1.15 mL) in toluene (15 mL) was heated at reflux for 3 hours, then cooled to room temperature, diluted with acetone (30 mL) and treated with cesium fluoride (10% aq, 10 mL) at room temperature for 2 hours. The resulting mixture was filtered

20 through celite with further washing with toluene and concentrated. Water was added and the mixture was extracted with ethyl acetate. The combined organic phases were washed with water, dried over anhydrous magnesium sulfate and concentrated. The resulting oil was purified by column chromatography (ethyl acetate:isohexane 100:1 to 80:20) to give the sub-titled compound as a white solid (0.87g).

¹H NMR (400 MHz, CDCl₃) δ 7.25 (d, 1H), 7.39 (dd, 1H), 7.35 (d, 1H), 6.68 (dd, 1H), 6.25 (s, 1H), 5.78 (d, 1H), 3.33 (d, 1H), 3.17 (d, 2H), 2.01 (s, 3H), 1.73 (d, 3H), 1.65 (d, 3H), 1.60 (s, 6H).

5

b) 2-Chloro-5-[(1*S*)-1-hydroxy-2-(methylamino)ethyl]-*N*-(tricyclo[3.3.1.1^{3,7}]dec-1-ylmethyl)benzamide hydrochloride

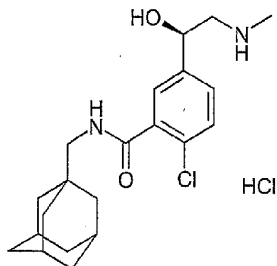
m-Chloroperoxybenzoic acid (mCPBA) (50%, 0.44g) was added portionwise over 10 minutes to a solution of 2-chloro-5-ethenyl-*N*-(tricyclo[3.3.1.1^{3,7}]dec-1-ylmethyl)benzamide (Example 9 a) (0.42 g), (*S,S*)-[*N,N'*-bis(3,5-di-*tert*butylsalicylidene)-1,2-cyclohexanediaminato(2-)]manganese(III) chloride (44mg) and *N*-methylmorpholine (0.74g) in dichloromethane (10 mL) at -78°C. After stirring for 8 hours, a further portion of mCPBA (0.13g) was added and the solution was left to warm slowly to room temperature over 16 hours. Sodium hydroxide (NaOH) (2M) was added, stirred for 1 hour and then methylamine (2M in methanol, 2 mL) was added. After stirring for 24 hours the reaction was concentrated, dichloromethane and water were added, the phases were separated and the aqueous was extracted with dichloromethane. The combined organic phases were dried over anhydrous sodium sulfate and concentrated. The resulting oil was purified by reverse phase HPLC (gradient 25-95% methanol in 1% aqueous trifluoroacetic acid). Further purification was performed by column chromatography (methanol/dichloromethane/ammonia (0.88) 1:20:0.5 to 15:100:0.5) gave an oil. Addition of excess 1M ethereal hydrogen chloride gave the titled compound as a white solid (158mg).

¹H NMR (400 MHz, d₆-DMSO) δ 8.33 (t, 1H), 8.20 (s, 1H), 7.48 (d, 1H), 7.45 (dd, 1H), 7.40 (d, 1H), 6.20 (s, 1H), 4.91 (d, 1H), 3.25-3.40 (m, 1H), 3.08 (dd, 1H), 2.95 (d, 2H), 2.85-2.95 (m, 1H), 2.55 (s, 3H), 1.95 (s, 3H), 1.63 (dd, 6H), 1.52 (s, 6H).

25

Example 10

2-Chloro-5-[(1*R*)-1-hydroxy-2-(methylamino)ethyl]-*N*-(tricyclo[3.3.1.1^{3,7}]dec-1-ylmethyl)benzamide, hydrochloride



5

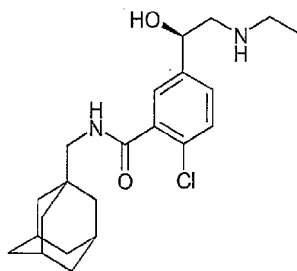
The titled compound was prepared by the method of Example 9 b) using (*R,R*)-[*N,N'*-bis(3,5-di-*tert*butylsalicylidene)-1,2-cyclohexanediaminato(2-)]manganese(III) chloride.

¹H NMR (400 MHz, d₆-DMSO) δ 8.55 (t, 1H), 8.34 (s, 1H), 7.49 (d, 1H), 7.44 (dd, 1H),
 10 7.40 (d, 1H), 6.26 (s, 1H), 4.93 (d, 1H), 3.26-3.40 (m, 1H), 3.11 (dd, 1H), 2.95 (d, 2H),
 2.95 (dd, 1H), 2.57 (s, 3H), 1.94 (s, 3H), 1.64 (dd, 6H), 1.52 (s, 6H).

Example 11

2-Chloro-5-[(1*R*)-2-(ethylamino)-1-hydroxyethyl]-*N*-(tricyclo[3.3.1.1^{3,7}]dec-1-ylmethyl)benzamide

15

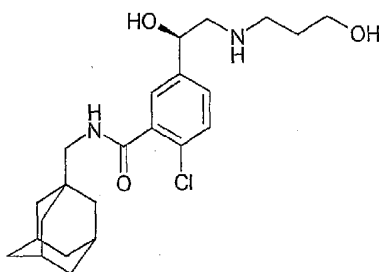


The titled compound was prepared by the method of Example 9b) using (*R,R*)-[*N,N'*-bis(3,5-di-*tert*butylsalicylidene)-1,2-cyclohexanediaminato(2-)]manganese(III) chloride and ethylamine.

¹H NMR (400 MHz, d₆-DMSO) δ 8.30 (1H, t), 7.43-7.32 (3H, m), 5.40 (1H, s), 4.64 (1H, dd), 2.93 (2H, d), 2.68-2.50 (4H, m), 1.94 (3H, s), 1.63 (6H, dd), 1.52 (6H, d), 1.00 (3H, t).

Example 12

2-Chloro-5-[(1*R*)-1-hydroxy-2-[(3-hydroxypropyl)amino]ethyl]-*N*-(tricyclo[3.3.1.1^{3,7}]dec-1-ylmethyl)benzamide

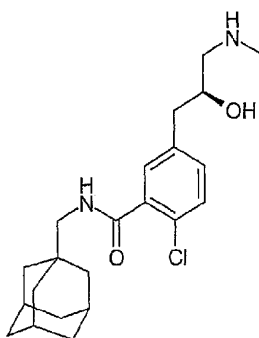


The titled compound was prepared by the method of Example 9b) using (*R,R*)-[*N,N'*-bis(3,5-di-*tert*butylsalicylidene)-1,2-cyclohexanediaminato(2-)]manganese(III) chloride and 3-aminopropan-1-ol.

¹H NMR (400 MHz, d₆-DMSO) δ 7.43-7.32 (3H, m), 5.40 (1H, s), 4.63 (1H, s), 3.44 (2H, t), 2.93 (2H, d), 2.66-2.55 (4H, m), 1.94 (3H, s), 1.64 (6H, q), 1.57-1.50 (2H, m), 1.53 (6H, s).

Example 13

2-Chloro-5-[(2*S*)-2-hydroxy-3-(methylamino)propyl]-*N*-(tricyclo[3.3.1.1^{3,7}]dec-1-ylmethyl)-benzamide, hydrochloride



a) 2-Chloro-5-(2,3-dihydroxypropyl)-N-(tricyclo[3.3.1.1^{3,7}]dec-1-ylmethyl)-benzamide

2-Chloro-5-(2-propenyl)-N-(tricyclo[3.3.1.1^{3,7}]dec-1-ylmethyl)-benzamide (prepared as described in Example 5a) (1.99g), *tert*-butanol (40 mL) and water (40 mL) were stirred together under nitrogen and AD-mix- α was added. The mixture was then stirred at room temperature for 20 hours. Sodium sulfite (2 g) was added and the mixture was stirred for 10 minutes. Water (100 mL) and ethyl acetate (100 mL) were then added. The layers were separated and the aqueous layer was further extracted with ethyl acetate (2 x 100 mL). The combined extracts were dried over anhydrous magnesium sulfate, filtered and concentrated to give the crude product. Purification was performed by column chromatography eluting with 5:95 methanol/ethyl acetate to give the sub-titled compound as a solid (1.77g).

¹H NMR (400 MHz, CDCl₃) δ 7.59 (1H, d); 7.36-7.34 (1H, d); 7.26-7.23 (1H, dd); 6.29 (1H, br t); 3.98-3.91 (1H, m); 3.72-3.67 (1H, m); 3.54-3.48 (1H, m); 3.18-3.17 (2H, d); 2.83-2.73 (2H, m); 2.25-2.24 (1H, d); 2.01 (3H, br s); 1.98-1.95 (1H, t); 1.75-1.64 (6H, br AB); 1.59 (6H, br s).

MS (ES+) ion [M+H]⁺ 378, 380

b) 2-Chloro-5-[(2*S*)-2-oxiranylmethyl]-N-(tricyclo[3.3.1.1^{3,7}]dec-1-ylmethyl)-benzamide

2-Chloro-5-(2,3-dihydroxypropyl)-*N*-(tricyclo[3.3.1.1^{3,7}]dec-1-ylmethyl)-benzamide (Example 13 a) (1.77 g), triethylamine (0.7 mL), dichloromethane (160 mL) and tetrahydrofuran (40 mL) were cooled to 5°C under nitrogen and methanesulfonyl chloride (0.35 mL) was added. The mixture was then stirred at 5°C for 15 minutes, poured into aqueous sodium bicarbonate solution (75 mL), extracted into dichloromethane (3 x 100 mL), dried over anhydrous magnesium sulfate, filtered and concentrated to give the crude product. This was purified by column chromatography eluting with ethyl acetate to give the mesylate (1.06g). The mesylate (971 mg) in methanol (45 mL) was stirred under nitrogen and potassium carbonate (592 mg) was added. The mixture was then stirred at room temperature for 1 hour, poured into water (50 mL), extracted into ethylacetate (3 x 50 mL), dried over anhydrous magnesium sulfate, filtered and concentrated to give the crude product. This was purified by column chromatography eluting with 2:1 *iso*-hexane/ethylacetate to give the epoxide (595 mg). (1*S*, 2*S*)-(-)-*N,N'*-Bis(3,5-di-*t*-butylsalicydene)-1,2-cyclohexanediaminocobalt(II) (0.20g), acetic acid (0.1 mL) and toluene (2 mL) were stirred together in air for 1.5 hours. The solvents were then removed *in vacuo* and the resultant brown glass was dried under high vacuum for 2 hours. The epoxide described above (595 mg), water (1 mL) and tetrahydrofuran (30 mL) were then added to this and the mixture stirred under nitrogen for 92 hours, concentrated and purified by column chromatography eluting with 2:1 *iso*hexane/ethyl acetate to give the sub-titled compound (0.219g).

MS (ES+) ion [M+H]⁺ 360, 362

c) **2-Chloro-5-[(2*S*)-2-hydroxy-3-(methylamino)propyl]-*N*-(tricyclo[3.3.1.1^{3,7}]dec-1-ylmethyl)-benzamide, hydrochloride salt**

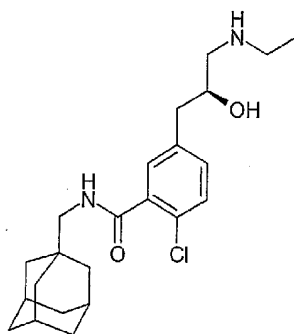
2-Chloro-5-[(2*S*)-2-oxiranylmethyl]-*N*-(tricyclo[3.3.1.1^{3,7}]dec-1-ylmethyl)-benzamide (Example 13 b) (110mg), methylamine (40% aqueous solution, 2 mL) and tetrahydrofuran (10 mL) were heated together at 50°C under nitrogen for 20 hours, cooled and concentrated to give an oil. This was purified by Waters' MCX resin and then by column chromatography eluting with 9:1:0.1 dichloromethane/methanol/ammonia. The oil

obtained was dissolved in dichloromethane (5 mL) and 1M ethereal hydrogen chloride (4 mL) was added. The resulting white solid was filtered off to give the titled compound (121mg).

¹H NMR (400 MHz, d₆-DMSO) δ 8.29-8.26 (1H, t); 7.43-7.40 (1H, d); 7.30-7.27 (2H, m); 5.55-5.53 (1H, d); 3.97 (1H, br m); 2.97-2.90 (3H, m); 2.80-2.67 (3H, m); 2.53 (3H, s); 1.94 (3H, br s); 1.69-1.58 (6H, br AB); 1.52 (6H, br s).
MS APCI(+ve) ion [M+H]⁺ 391, 393
m.p. 196°C

Example 14

2-Chloro-5-[(2*S*)-3-(ethylamino)-2-hydroxypropyl]-*N*-(tricyclo[3.3.1.1^{3,7}]dec-1-ylmethyl)-benzamide, hydrochloride salt



2-Chloro-5-[(2*S*)-2-oxiranylmethyl]-*N*-(tricyclo[3.3.1.1^{3,7}]dec-1-ylmethyl)-benzamide (Example 13 b) (110mg), ethylamine (70% aqueous solution, 2 mL) and tetrahydrofuran (10 mL) were heated together at 50°C under nitrogen for 20 hours, cooled and concentrated to give an oil. This was purified by Waters' MCX resin and then by column chromatography eluting with 9:1:0.1 dichloromethane/methanol/ammonia. The oil obtained was dissolved in dichloromethane (5 mL) and 1M ethereal hydrogen chloride (4

mL) was added. The resulting white solid was filtered off to give the titled compound (109mg).

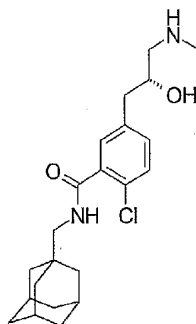
¹H NMR (400 MHz, d₆-DMSO) δ 8.30-8.27 (1H, t); 7.43-7.40 (1H, d); 7.30-7.28 (2H, m);
 5.54-5.53 (1H, d); 3.99 (1H, br m); 3.00-2.87 (5H, m); 2.82-2.67 (3H, m); 1.94 (3H, br s);
 1.69-1.58 (6H, br AB); 1.52 (6H, br s); 1.20-1.16 (3H, t).

MS APCI(+ve) ion [M+H]⁺ 405, 407

m.p. 214°C

Example 15

2-Chloro-5-[(2*R*)-2-hydroxy-3-(methylamino)propyl]-*N*-(tricyclo[3.3.1.1^{3,7}]dec-1-ylmethyl)benzamide, benzoic acid salt



a) 2-Chloro-5-iodo-*N*-[(4-methoxyphenyl)methyl]-*N*-(tricyclo[3.3.1.1^{3,7}]dec-1-ylmethyl)benzamide

Potassium t-butoxide (18.8g) was added to a stirred solution of 2-chloro-5-iodo-*N*-(tricyclo[3.3.1.1^{3,7}]dec-1-ylmethyl)benzamide (prepared as described in WO 99/29661) (60.0g) in anhydrous tetrahydrofuran (600 mL) at 20°C under nitrogen. After the addition was complete, 4-methoxybenzyl chloride (20.8 mL) was added. The mixture was heated to reflux for 12 hours and then cooled to room temperature. Water (600 mL) was added and the mixture extracted with dichloromethane (1.2L then 400 mL). Organic extracts were dried over anhydrous magnesium sulphate, filtered and evaporated under reduced pressure.

The residual solid was suspended in *iso*-hexane/*t*-butyl methyl ether (9:1, 1L), stirred at reflux for 1 hour and then cooled to room temperature. The solid was filtered then dried *in vacuo* to give the sub-titled compound (72.88g).

- 5 ¹H NMR (400 MHz, CDCl₃) (major rotamer only) δ 1.62-1.77 (2H, m), 2.01 (3H, s), 2.73 (1H, d), 3.71 (1H, d), 3.80 (3H, s), 4.38 (2H, ABq), 6.83 (2H, d), 6.92 (2H, d), 7.10 (1H, d), 7.42 (1H, d), 7.55 (1H, dd).

MS (APCI) ion [M+H]⁺ 550/552

- 10 b) **2-Chloro-5-[(2*S*)-3-chloro-2-hydroxypropyl]-*N*-[(4-methoxyphenyl)methyl]-*N*-(tricyclo[3.3.1.1^{3,7}]dec-1-ylmethyl)benzamide**

iso-Propylmagnesium chloride solution (2M in tetrahydrofuran, 72.9 mL) was added to a stirred solution of 2-chloro-5-iodo-*N*-[(4-methoxyphenyl)methyl]-*N*-(tricyclo[3.3.1.1^{3,7}]dec-1-ylmethyl)benzamide (Example 15 a) (72.87g) in anhydrous tetrahydrofuran (1 L) at 0°C under nitrogen. After 30 minutes, copper(I) bromide dimethylsulphide complex (0.68g) followed by (*R*)-(-)epichlorohydrin (11.4 mL) were added. The mixture was warmed to 30°C for 2 hours then diluted with saturated sodium bicarbonate solution (1 L) and water (500 mL) then extracted with ethyl acetate (2 × 1L). Organic extracts were dried over anhydrous magnesium sulphate, filtered and evaporated under reduced pressure. The residual oil was dissolved in methanol (600 mL), stirred overnight and the precipitated solid filtered and dried *in vacuo* to give the titled compound (52.25g).

- 25 ¹H NMR (400 MHz, CDCl₃) (major rotamer only) δ 1.50-1.78 (2H, m), 2.01 (3H, s), 2.63 (1H, dd), 2.68-2.84 (2H, m), 3.24-3.30 (1H, m), 3.40 (1H, dt), 3.76-3.88 (5H, m), 4.40 (2H, ABq), 6.82 (2H, d), 6.95 (2H, d), 7.05 (1H, d), 7.12 (1H, dd), 7.31 (1H, d).

MS (APCI) ion [M+H]⁺ 516/518/520

- 30 c) **2-Chloro-5-[(2*R*)-2-hydroxy-3-(methylamino)propyl]-*N*-(tricyclo[3.3.1.1^{3,7}]dec-1-ylmethyl)benzamide**

A solution of 2-chloro-5-[(2*S*)-3-chloro-2-hydroxypropyl]-*N*-[(4-methoxyphenyl)methyl]-*N*-(tricyclo[3.3.1.1^{3,7}]dec-1-ylmethyl)benzamide (Example 15b)) (52.24g, 101mmol) in trifluoroacetic acid (260 mL) was heated at 50°C for 16 hours then evaporated to a viscous oil. The oil was redissolved in methanol (500 mL) and evaporated *in vacuo*. The residual solid was dissolved in tetrahydrofuran (300 mL) and a solution of sodium hydroxide (8.08g) in methanol (100 mL) was added. After 15 minutes, 40 wt % aqueous methylamine solution (520 mL) was added. After 2 hours, the solution was decanted from a brown oil and evaporated under reduced pressure at 50°C. The resulting suspension was diluted with water (2 L), acidified to pH<2 with 37 wt % hydrochloric acid, and extracted with ethyl acetate (1 L). The organic layer was back-extracted with 0.5M hydrochloric acid (1 L). Combined aqueous extracts were adjusted to pH 11-12 with 50 wt % sodium hydroxide solution, and extracted with ethyl acetate (2 × 1L). Organic extracts were dried over anhydrous magnesium sulphate, filtered and evaporated under reduced pressure to give the titled compound as a white solid (34.52g).

¹H NMR (400 MHz, CDCl₃) δ 1.59 (6H, s), 1.65 (3H, d), 1.73 (3H, d), 2.01 (3H, s), 2.42 (3H, s), 2.49 (1H, t), 2.68 (1H, dd), 2.71 (2H, d), 3.17 (2H, d), 3.80-3.87 (1H, m), 6.29 (1H, s), 7.25 (1H, d), 7.33 (1H, d), 7.58 (1H, s).

MS (APCI) ion [M+H]⁺ 510, 512

d) 2-Chloro-5-[(2*R*)-2-hydroxy-3-(methylamino)propyl]-*N*-(tricyclo[3.3.1.1^{3,7}]dec-1-ylmethyl)benzamide benzoic acid salt

Benzoic acid (11.07g) was added to a suspension of 2-chloro-5-[(2*R*)-2-hydroxy-3-(methylamino)propyl]-*N*-(tricyclo[3.3.1.1^{3,7}]dec-1-ylmethyl)benzamide (Example 15 c)) (33.54g, 86mmol) in 2-propanol (333 mL) and the mixture heated to reflux whereupon a clear solution was obtained. *t*-Butyl methyl ether (1 L) was added dropwise over 30 minutes and the solution maintained at reflux. The solution was allowed to cool to room temperature, stirred for a further 2 hours and solid collected by filtration, washed with *t*-butyl methyl ether and dried *in vacuo* at 40°C to give the titled compound (24.5g). The mother liquors were evaporated *in vacuo* and the residue dissolved in 2-propanol (50 mL)

at reflux, *t*-butyl methyl ether (150 mL) was added and a second crop was isolated as before to give further titled compound (13g).

^1H NMR (400 MHz, d_6 -DMSO) δ 1.52 (6H, s), 1.59 (3H, d), 1.67 (3H, d), 1.94 (3H, s),
2.43 (3H, s), 2.60-2.68 (2H, m), 2.72-2.79 (2H, m), 2.93 (2H, d), 3.88-3.93 (1H, m), 7.26
(1H, s), 7.27 (1H, d), 7.35-7.40 (3H, m), 7.47 (1H, t), 7.90 (2H, d), 8.29 (1H, t).
MS (APCI) ion $[\text{M}+\text{H}]^+$ 391, 393

Pharmacological Analysis

- 10 Certain compounds such as benzoylbenzoyl adenosine triphosphate (bbATP) are known to be agonists of the P2X_7 receptor, effecting the formation of pores in the plasma membrane (Drug Development Research (1996), 37(3), p.126). Consequently, when the receptor is activated using bbATP in the presence of ethidium bromide (a fluorescent DNA probe), an increase in the fluorescence of intracellular DNA-bound ethidium bromide is observed.
- 15 The increase in fluorescence can be used as a measure of P2X_7 receptor activation and therefore to quantify the effect of a compound on the P2X_7 receptor.

In this manner, each of the title compounds of the Examples was tested for antagonist activity at the P2X_7 receptor. Thus, the test was performed in 96-well flat bottomed microtitre plates, the wells being filled with 250 μl of test solution comprising 200 μl of a suspension of THP-1 cells (2.5×10^6 cells/ml) containing 10^{-4}M ethidium bromide, 25 μl of a high potassium buffer solution containing 10^{-5}M bbATP, and 25 μl of the high potassium buffer solution containing $3 \times 10^{-5}\text{M}$ test compound. The plate was covered with a plastics sheet and incubated at 37 °C for one hour. The plate was then read in a

25 Perkin-Elmer fluorescent plate reader, excitation 520 nm, emission 595 nm, slit widths: Ex 15 nm, Em 20 nm. For the purposes of comparison, bbATP (a P2X_7 receptor agonist) and pyridoxal 5-phosphate (a P2X_7 receptor antagonist) were used separately in the test as controls. From the readings obtained, a pIC_{50} figure was calculated for each test compound, this figure being the negative logarithm of the concentration of test compound

30 necessary to reduce the bbATP agonist activity by 50%. Each of the compounds of the

28 Jul 2005

2004213356

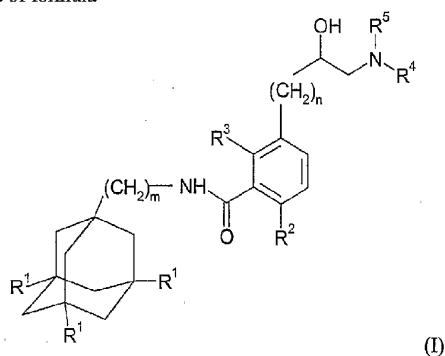
Examples demonstrated antagonist activity, having a pIC_{50} figure > 4.50 . For example, the compounds of Examples 1, 8 and 10 had pIC_{50} values of 8.0, 8.4 and 8.2 respectively.

As used herein, except where the context requires otherwise, the term "comprise" and variations of the term, such as "comprising", "comprises" and "comprised", are not intended to exclude other additives, components, integers or steps.

Reference to any prior art in the specification is not, and should not be taken as, an acknowledgment or any form of suggestion that this prior art forms part of the common general knowledge in Australia or any other jurisdiction or that this prior art could reasonably be expected to be ascertained, understood and regarded as relevant by a person skilled in the art.

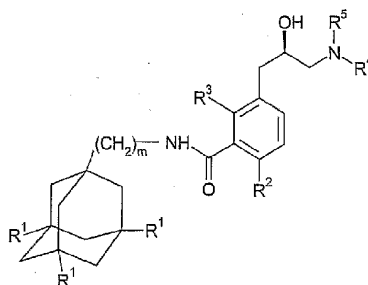
CLAIMS

1. A compound of formula



- 5 wherein m represents 1, 2 or 3;
 each R¹ independently represents a hydrogen or halogen atom;
 one of R² and R³ represents halogen, nitro, amino, hydroxyl, or a group
 selected from (i) C₁-C₆ alkyl optionally substituted by at least one halogen atom,
 (ii) C₃-C₈ cycloalkyl, (iii) C₁-C₆ alkoxy optionally substituted by at least one halogen
 10 atom, and (iv) C₃-C₈ cycloalkyloxy, and the other of R² and R³ represents a hydrogen or
 halogen atom;
 n represents 0, 1 or 2; and
 R⁴ and R⁵ each independently represent a hydrogen atom or a C₁-C₆ alkyl group optionally
 substituted by at least one substituent selected from hydroxyl, halogen and C₁-C₆ alkoxy;
 15 or a pharmaceutically acceptable salt or solvate thereof.
2. A compound according to claim 1, wherein m is 1.
3. A compound according to claim 1 or claim 2, wherein R³ represents a hydrogen
 20 atom.
4. A compound according to any one of claims 1 to 3, wherein n is 1.

5. A compound according to claim 4, which has the following stereochemistry:



6. A compound according to any one of claims 1 to 5, wherein R^4 and R^5 each independently represent a hydrogen atom or a C_1 - C_6 alkyl group optionally substituted by at least one hydroxyl group.
7. A compound according to claim 1, wherein
- m represents 1;
 - each R^1 represents a hydrogen atom;
 - one of R^2 and R^3 represents a halogen atom, and the other of R^2 and R^3 represents a hydrogen atom;
 - n is 0, 1 or 2; and
 - R^4 and R^5 each independently represent a hydrogen atom or a group selected from $-CH_3$, $-C_2H_5$, $-CH(CH_3)_2$ and $-(CH_2)_3OH$.
8. A compound according to claim 1, wherein
- m represents 1;
 - each R^1 represents a hydrogen atom;
 - one of R^2 and R^3 represents a halogen atom, and the other of R^2 and R^3 represents a hydrogen atom;

n is 0, 1 or 2; and

one of R⁴ and R⁵ represents a hydrogen atom or -CH₃ and the other of R⁴ and R⁵ represents a group selected from -CH₃, -C₂H₅, -CH(CH₃)₂ and -(CH₂)₃OH.

9. A compound being selected from any one of:

2-Chloro-5-[(3S)-3-hydroxy-4-(methylamino)butyl]-N-(tricyclo[3.3.1.1^{3,7}]dec-1-ylmethyl)benzamide,

2-Chloro-5-[(3S)-3-hydroxy-4-(ethylamino)butyl]-N-(tricyclo[3.3.1.1^{3,7}]dec-1-ylmethyl)benzamide,

2-Chloro-5-[(3S)-3-hydroxy-4-(1-methylethylamino)butyl]-N-(tricyclo[3.3.1.1^{3,7}]dec-1-ylmethyl)benzamide,

2-Chloro-5-[(3R)-3-hydroxy-4-(methylamino)butyl]-N-(tricyclo[3.3.1.1^{3,7}]dec-1-ylmethyl)benzamide,

2-Chloro-5-[(2R)-3-(ethylamino)-2-hydroxypropyl]-N-(tricyclo[3.3.1.1^{3,7}]dec-1-ylmethyl)-benzamide hydrochloride,

2-Chloro-5-[(2R)-3-(ethylamino)-2-hydroxypropyl]-N-(tricyclo[3.3.1.1^{3,7}]dec-1-ylmethyl)-benzamide,

2-Chloro-5-[(2R)-2-hydroxy-3-[(1-methylethyl)amino]propyl]-N-(tricyclo[3.3.1.1^{3,7}]dec-1-ylmethyl)-benzamide hydrochloride,

2-Chloro-5-[(2R)-2-hydroxy-3-[(1-methylethyl)amino]propyl]-N-(tricyclo[3.3.1.1^{3,7}]dec-1-ylmethyl)-benzamide,

2-Chloro-5-[(2R)-2-hydroxy-3-[(3-hydroxypropyl)amino]propyl]-N-(tricyclo[3.3.1.1^{3,7}]dec-1-ylmethyl)-benzamide hydrochloride,

2-Chloro-5-[(2R)-2-hydroxy-3-[(3-hydroxypropyl)amino]propyl]-N-(tricyclo[3.3.1.1^{3,7}]dec-1-ylmethyl)-benzamide,

2-Chloro-5-[(2R)-3-(dimethylamino)-2-hydroxypropyl]-N-(tricyclo[3.3.1.1^{3,7}]dec-1-ylmethyl)-benzamide hydrochloride,

2-Chloro-5-[(2R)-3-(dimethylamino)-2-hydroxypropyl]-N-(tricyclo[3.3.1.1^{3,7}]dec-1-ylmethyl)-benzamide,

2-Chloro-5-[(1S)-1-hydroxy-2-(methylamino)ethyl]-N-(tricyclo[3.3.1.1^{3,7}]dec-1-ylmethyl)benzamide hydrochloride,

2-Chloro-5-[(1S)-1-hydroxy-2-(methylamino)ethyl]-N-(tricyclo[3.3.1.1^{3,7}]dec-1-ylmethyl)benzamide,

5 2-Chloro-5-[(1R)-1-hydroxy-2-(methylamino)ethyl]-N-(tricyclo[3.3.1.1^{3,7}]dec-1-ylmethyl)benzamide hydrochloride,

2-Chloro-5-[(1R)-1-hydroxy-2-(methylamino)ethyl]-N-(tricyclo[3.3.1.1^{3,7}]dec-1-ylmethyl)benzamide,

10 2-Chloro-5-[(1R)-2-(ethylamino)-1-hydroxyethyl]-N-(tricyclo[3.3.1.1^{3,7}]dec-1-ylmethyl)benzamide,

2-Chloro-5-[(1R)-1-hydroxy-2-[(3-hydroxypropyl)amino]ethyl]-N-(tricyclo[3.3.1.1^{3,7}]dec-1-ylmethyl)benzamide,

2-Chloro-5-[(2S)-2-hydroxy-3-(methylamino)propyl]-N-(tricyclo[3.3.1.1^{3,7}]dec-1-ylmethyl)-benzamide hydrochloride,

15 2-Chloro-5-[(2S)-2-hydroxy-3-(methylamino)propyl]-N-(tricyclo[3.3.1.1^{3,7}]dec-1-ylmethyl)-benzamide,

2-Chloro-5-[(2S)-3-(ethylamino)-2-hydroxypropyl]-N-(tricyclo[3.3.1.1^{3,7}]dec-1-ylmethyl)-benzamide hydrochloride,

20 2-Chloro-5-[(2S)-3-(ethylamino)-2-hydroxypropyl]-N-(tricyclo[3.3.1.1^{3,7}]dec-1-ylmethyl)-benzamide,

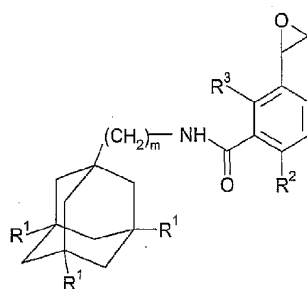
2-Chloro-5-[(2R)-2-hydroxy-3-(methylamino)propyl]-N-(tricyclo[3.3.1.1^{3,7}]dec-1-ylmethyl)benzamide benzoic acid salt,

2-Chloro-5-[(2R)-2-hydroxy-3-(methylamino)propyl]-N-(tricyclo[3.3.1.1^{3,7}]dec-1-ylmethyl)benzamide,

25 and all pharmaceutically acceptable salts and solvates thereof.

10. A process for the preparation of a compound according to claim 1, which comprises:

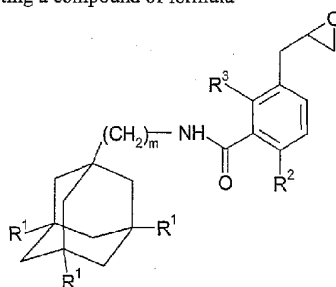
(i) when n is 0, reacting a compound of formula



(II)

wherein m , R^1 , R^2 and R^3 are as defined in formula (I), with a compound of formula (III), HNR^4R^5 , wherein R^4 and R^5 are as defined in formula (I); or

- 5 (ii) when n is 1, reacting a compound of formula

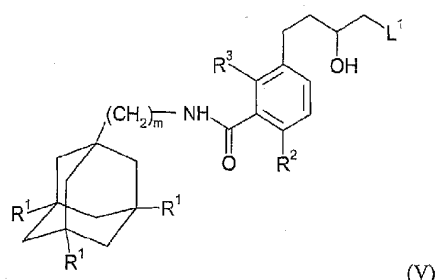


(IV)

wherein m , R^1 , R^2 and R^3 are as defined in formula (I), with a compound of formula (III) as defined in (i) above; or

- 10 (iii) when n is 2, reacting a compound of formula

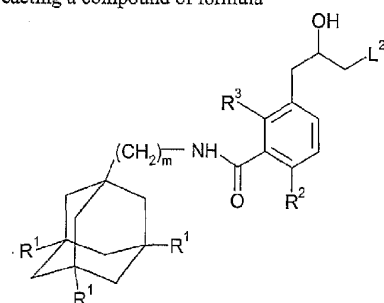
50



(V)

wherein L^1 is a leaving group and m , R^1 , R^2 and R^3 are as defined in formula (I), with a compound of formula (III) as defined in (i) above; or

- (iv) when n is 1, reacting a compound of formula



(VI)

wherein L^2 is a leaving group and m , R^1 , R^2 and R^3 are as defined in formula (I), with a compound of formula (III) as defined in (i) above;

- and optionally after (i), (ii) (iii) or (iv) carrying out one or more of the following:

- converting the compound obtained to a further compound of formula (I)
- forming a pharmaceutically acceptable salt or solvate of the compound.

11. A pharmaceutical composition comprising a compound of formula (I) or a pharmaceutically acceptable salt or solvate thereof as claimed in any one of claims 1 to 9 in association with a pharmaceutically acceptable adjuvant, diluent or carrier.

2004213356 28 Jul 2005

12. A process for the preparation of a pharmaceutical composition according to claim 10 which comprises mixing a compound of formula (I) or a pharmaceutically acceptable salt or solvate thereof as defined in any one of claims 1 to 9 with a pharmaceutically acceptable adjuvant, diluent or carrier.
- 5 13. A compound of formula (I) or a pharmaceutically acceptable salt or solvate thereof as claimed in any one of claims 1 to 9 for use in therapy.
14. Use of a compound of formula (I) or a pharmaceutically acceptable salt or solvate thereof as claimed in any one of claims 1 to 9 in the manufacture of a medicament for use in the treatment of rheumatoid arthritis.
- 10 15. Use of a compound of formula (I) or a pharmaceutically acceptable salt or solvate thereof as claimed in any one of claims 1 to 9 in the manufacture of a medicament for use in the treatment of an obstructive airways disease.
16. Use according to claim 15, wherein the obstructive airways disease is asthma or chronic obstructive pulmonary disease.
- 15 17. Use of a compound of formula (I) or a pharmaceutically acceptable salt or solvate thereof as claimed in any one of claims 1 to 9 in the manufacture of a medicament for use in the treatment of osteoarthritis.
18. Use of a compound of formula (I) or a pharmaceutically acceptable salt or solvate thereof as claimed in any one of claims 1 to 9 in the manufacture of a medicament for use in
- 20 the treatment of atherosclerosis.
19. A method of treating rheumatoid arthritis or osteoarthritis which comprises administering to a patient a therapeutically effective amount of a compound of formula (I) or a pharmaceutically acceptable salt or solvate thereof as claimed in any one of claims 1 to 9.

28 Jul 2005

2004213356

20. A method of treating an obstructive airways disease which comprises administering to a patient a therapeutically effective amount of a compound of formula (I) or a pharmaceutically acceptable salt or solvate thereof as claimed in any one of claims 1 to 9.

21. A compound according to claim 1 substantially as hereinbefore described with reference to any one of the Examples.

Dated: 28 July 2005

Freehills Patent & Trade Mark Attorneys
Patent Attorneys for the Applicants:

AstraZeneca AB

10