



INTERNATIONAL APPLICATION PUBLISHED UNDER THE PATENT COOPERATION TREATY (PCT)

(51) International Patent Classification 5 : C07C 17/22, 17/33, 19/08 C07C 43/12	A1	(11) International Publication Number: WO 93/12057 (43) International Publication Date: 24 June 1993 (24.06.93)
(21) International Application Number: PCT/GB92/02244 (22) International Filing Date: 3 December 1992 (03.12.92) (30) Priority data: 9126355.8 11 December 1991 (11.12.91) GB (71) Applicant: IMPERIAL CHEMICAL INDUSTRIES PLC [GB/GB]; Imperial Chemical House, Millbank, London SW1P 3JF (GB). (72) Inventors: BURGESS, Leslie ; 1 Poolside Road, Runcorn WA7 RQQ (GB). BUTCHER, Jane, Lesley ; 7 Dalwood Close, Abbots Lodge, Runcorn WA7 6JL (GB). RYAN, Thomas, Anthony ; "Udine", Quarry Lane, Kelsall, Cheshire CW6 0PD (GB). CLAYTON, Peter, Paul ; 5 Chatterton Drive, Lower Norton, Runcorn, Cheshire (GB).		(74) Agents: OLDROYD, Alan et al.; ICI Group Patents Ser- vices Dept., P.O. Box 6, Shire Park, Welwyn Garden City, Hertfordshire AL7 1HD (GB). (81) Designated States: AU, BR, CA, FI, JP, KR, NO, RU, Eu- ropean patent (AT, BE, CH, DE, DK, ES, FR, GB, GR, IE, IT, LU, MC, NL, PT, SE). Published <i>With international search report.</i>
(54) Title: PRODUCTION OF HYDROFLUOROCARBONS FROM α -FLUOROETHERS AND α -FLUOROETHERS (57) Abstract A process for the production of a hydro(halo)fluorocarbon which comprises heating an α -fluoroether in the vapour phase at elevated temperature. α -fluoroethers are obtained by reacting a non-enolisable aldehyde with hydrogen fluoride to form an intermediate and reacting the intermediate with an alcohol or a halogenating agent. Novel α -fluoroethers are also provided.		

FOR THE PURPOSES OF INFORMATION ONLY

Codes used to identify States party to the PCT on the front pages of pamphlets publishing international applications under the PCT.

AT	Austria	FR	France	MR	Mauritania
AU	Australia	GA	Gabon	MW	Malawi
BB	Barbados	GB	United Kingdom	NL	Netherlands
BE	Belgium	GN	Guinea	NO	Norway
BF	Burkina Faso	GR	Greece	NZ	New Zealand
BG	Bulgaria	HU	Hungary	PL	Poland
BJ	Benin	IE	Ireland	PT	Portugal
BR	Brazil	IT	Italy	RO	Romania
CA	Canada	JP	Japan	RU	Russian Federation
CF	Central African Republic	KP	Democratic People's Republic of Korea	SD	Sudan
CG	Congo	KR	Republic of Korea	SE	Sweden
CH	Switzerland	KZ	Kazakhstan	SK	Slovak Republic
CI	Côte d'Ivoire	LI	Liechtenstein	SN	Senegal
CM	Cameroon	LK	Sri Lanka	SU	Soviet Union
CS	Czechoslovakia	LU	Luxembourg	TD	Chad
CZ	Czech Republic	MC	Monaco	TG	Togo
DE	Germany	MG	Madagascar	UA	Ukraine
DK	Denmark	ML	Mali	US	United States of America
ES	Spain	MN	Mongolia	VN	Viet Nam
FI	Finland				

Production of Hydrofluorocarbons from α -Fluoroethers and α -Fluoroethers

This invention relates to a process for the production of hydrofluorocarbons from α -fluoroethers and a process for the production of α -fluoroethers and novel α -fluoroethers suitable for use in the production of hydrofluorocarbons, particularly to a process for the production of hydrofluoroalkanes.

In recent years chlorofluorocarbons, which are used on a large scale around the world, have been perceived as having an adverse effect on the ozone layer and/or as contributing to global warming. Chlorofluorocarbons are used, for example, as refrigerants, as foam blowing agents, as cleaning solvents and as propellants for aerosol sprays in which the variety of applications is virtually unlimited. Consequently, much effort is being devoted to finding suitable replacements for chlorofluorocarbons which will perform satisfactorily in the many applications in which chlorofluorocarbons are used but which will not have the aforementioned environmentally harmful effects. One approach in the search for suitable replacements has centred on fluorocarbons which do not contain chlorine but which may contain hydrogen, that is hydrofluorocarbons, of which many have been proposed as suitable replacements.

Several methods for the preparation of hydrofluorocarbons are known but many of these methods involve the use of chlorine-containing starting materials and the production of chlorine-containing by-products.

The present invention provides a chlorine-free process for the production of hydrofluorocarbons and a process for the production of hydrohalofluorocarbons.

5 According to the present invention there is provided a process for the production of a hydro(halo)fluorocarbon which comprises heating an α -fluoroether in the vapour phase at an elevated temperature.

10 By an α -fluoroether there is meant an ether having a fluorine atom attached to a carbon atom in the α -position relative to the oxygen atom, that is an ether containing the group -C-O-CF- and thus an ether having the general formula $R-O-CFR^1R^2$, wherein
15 R, R^1 and R^2 are as hereinafter defined.

 We have found that α -fluoroethers of formula $R-O-CF-R^1R^2$ may be caused to breakdown upon heating to yield a hydro(halo)fluorocarbon R-F and a compound containing a carbonyl group, usually an aldehyde
20 R^1R^2CO . The ether apparently breaks down by transference of an α -fluorine atom from one α -carbon atom to the other α -carbon atom to yield a hydro(halo)fluorocarbon R-F (referred to hereafter as the fluorine-exchange product). The ether may in some
25 cases also break down by transference of an α -hydrogen atom so that a hydro(halo)fluorocarbon R-H (referred to hereafter as the hydrogen-exchange product) may also be produced. α -fluoro-ethers may therefore be utilised as useful starting materials
30 for the production of hydro(halo)fluoroalkanes.

 In the α -fluoroether $R-O-CF-R^1R^2$, the group R may generally take any form provided that it

comprises at least one carbon atom, and the group R may for example be saturated or unsaturated, cyclic or acyclic. Furthermore, the group R may be aliphatic or aromatic and it may be a substituted group such as
5 a halo-substituted group.

The process of the invention is useful in particular for the production of hydrofluoroalkanes from ethers in which the R group is an alkyl group which may comprise one, two or even more carbon
10 atoms, say up to 6 or even more carbon atoms. The alkyl group R will usually be a straight chain alkyl group although it may also be a branched chain alkyl group. The group R may comprise only carbon and hydrogen although it may contain other atoms such as
15 halogen atoms; usually the group R will be a fluorinated group.

The α -fluoroether will typically be an α -fluoroalkyl ether, that is an ether of formula $R-O-CF-R^1R^2$ wherein R^1 and R^2 each represents a
20 hydrogen atom or an alkyl or substituted alkyl group which may comprise one, two or even more carbon atoms, say up to 6 or even more carbon atoms, provided that where R^1 and R^2 both are hydrogen, R is not the $-CH_2F$ group. The alkyl groups R^1 and R^2 will
25 usually be straight chain alkyl groups although they may also be branched chain alkyl groups. The groups R^1 and R^2 may comprise only carbon and hydrogen although they may be substituted alkyl groups; usually the groups R^1 and R^2 will be fluorinated
30 groups. Typically at least one of R^1 and R^2 will be a hydrogen atom.

According to a preferred embodiment of the invention there is provided a process for the production of hydro(halo)fluoroalkanes which comprises heating an α -fluoroether having the formula
5 $R-O-CF-R^1R^2$ wherein R is an alkyl or substituted alkyl group comprising from 1 to 6 carbon atoms and R^1 and R^2 each is H or an alkyl group containing from 1 to 6 carbon atoms.

The α -fluoroether is preferably an
10 α -fluoromethylether, $R-O-CFH_2$, or a tetrafluoroethylether $R-O-CFH-CF_3$, since these α -fluoroethers are readily prepared and on heating in the vapour phase to elevated temperature yield particularly useful hydrofluorocarbons.

15 The α -fluoromethylether may be, for example, FCH_2-O-CH_3 (fluoromethyl-methylether), $FCH_2-O-CH_2CF_2H$ (1,1,-difluoroethyl-fluoromethyl ether), or $FCH_2-O-CH_2CF_3$ (1,1,1-trifluoroethyl-fluoromethylether), which when heated in the vapour
20 phase to elevated temperature may give the following hydrofluoroalkanes respectively, CH_3F , CHF_2CH_2F and CF_3CH_2F . The tetrafluoroethylether may be, for example, $CF_3CHF-O-CH_2CF_3$ or $CF_3CFH-O-CH_3$ (which upon heating in the vapour phase to elevated temperature
25 may yield 1,1,1,2-tetrafluoroethane) or $CF_3CFH-O-CF_2CF_3$ or $CF_3CHF-O-CH_2F$ (which upon heating in the vapour phase to elevated temperature may yield CF_3CF_2H and/or CF_3CFH_2).

According to an embodiment of the invention
30 there is provided a process for the production of 1,1,1,2-tetrafluoroethane comprising heating an α -fluoroalkylether selected from the group consisting

of $\text{FCH}_2\text{-O-CH}_2\text{CF}_3$, $\text{FCH}_2\text{-O-CHFCH}_2\text{CF}_3$, $\text{CF}_3\text{CHF-O-CH}_2\text{CF}_3$ and $\text{CF}_3\text{CFH-O-CH}_3$ in the vapour phase at an elevated temperature.

5 According to another embodiment of the invention there is provided a process for the production of pentafluoroethane comprising heating $\text{CF}_3\text{CFH-O-CFHC}_2\text{F}_3$ or $\text{CF}_3\text{CFH-O-CH}_2\text{F}$ in the vapour phase at an elevated temperature.

10 Heating of the α -fluoroether may advantageously be carried out in the presence of hydrogen fluoride vapour since we have found that the presence of hydrogen fluoride may, at least with certain α -fluoroethers, tend to increase the yield of hydro(halo)fluorocarbon obtained.

15 Heating of the α -fluoroether may also advantageously be performed in the presence of a catalyst. The conversion of the α -fluoroether and selectivity to the hydro(halo)fluoroalkane are dependent in particular upon the catalyst in the presence of which the α -fluoroether is heated; we
20 have found that certain catalysts promote a high degree of selectivity to the fluorine-exchange product whilst other catalysts promote a high degree of selectivity to the hydrogen exchange product and
25 still other catalysts yield mixtures of both the fluorine-exchange and hydrogen-exchange products. Furthermore, whether the fluorine-exchange product or hydrogen exchange product is promoted by a particular catalyst is also dependent at least to some extent
30 upon the particular α -fluoroether. Thus with certain α -fluoroethers a particular catalyst may promote

fluorine-exchange whilst the same catalyst may promote hydrogen-exchange with other α -fluoroethers.

It is to be understood that the process of the invention may lead to a product comprising a mixture
5 of hydro(halo)fluoroalkanes from a single α -fluoroether. Thus, for example, where the α -fluoroether is $\text{CH}_2\text{F-O-CH}_2\text{CF}_3$ the product may be a mixture of CH_3CF_3 and $\text{CF}_3\text{CH}_2\text{F}$. Furthermore, desirable mixtures of hydrofluoroalkanes may be produced, as
10 desired, by employing mixtures of α -fluoroethers. Thus, for example, where a mixture of $\text{CH}_2\text{F-O-CH}_2\text{F}$ and $\text{CF}_3\text{CH}_2\text{-O-CH}_2\text{F}$ is heated to elevated temperature, the product may comprise a mixture of CH_2F_2 , CH_3F and $\text{CF}_3\text{CH}_2\text{F}$.

15 The catalyst may be for example, a metal, for example a metal selected from the group consisting of nickel, iron, copper and chromium, or an alloy, oxide, fluoride or oxyfluoride thereof, for example chromia or alumina, aluminium or chromium fluoride,
20 or a metal oxyfluoride.

We have found that in general the fluorine-exchange product may be produced with very high selectivity where the catalyst employed is a metal selected from the group consisting of nickel,
25 iron, copper or chromium and in particular where the catalyst is an alloy of at least one of these metals. We especially prefer to employ an alloy of all these metals, for example Hastelloy or stainless steel.

30 Furthermore we prefer that the alloys are air treated prior to use, that is the alloys are heated to elevated temperature in the presence of air, for example a temperature in the range from 300°C to

500°C. Alternatively or additionally, the catalyst pre-treatment may comprise heating the catalyst in the presence of hydrogen fluoride.

5 A further preferred catalyst is chromia which although it may not promote a very high degree of selectivity to the fluorine-exchange product, is a very robust catalyst. Chromia may also be given a pre-treatment prior to its use.

10 Catalysts which in general lead to the production of the hydrogen-exchange product with a high degree of selectivity include for example catalysts comprising zinc on chromia or zinc impregnated chromia.

15 The temperature to which the α -fluoroether is heated to produce a hydro(halo)fluoroalkane is such that the α -fluoroether is in the vapour phase and the temperature will therefore depend at least to some extent on the particular α -fluoroether employed. Generally the temperature will be at least 80°C, 20 usually at least 200°C and preferably at least 350°C. The temperature need be no higher than about 500°C although higher temperatures, say up to about 700°C, may be used if desired.

25 The temperature to which the α -fluoroether is heated is also dependant at least to some extent on whether the heating is effected in the presence or absence of a catalyst. Where the heating is effected in the presence of a catalyst the preferred 30 temperature is dependent on the particular catalyst used; generally where one of the aforementioned metals or alloys is present the temperature need not

be as high as when one of the aforementioned metals or alloys is not present.

Typically the temperature need be no higher than about 450°C where a catalyst is used in the presence of hydrogen fluoride. Thus, for example, where the heating is effected in the presence of stainless steel and hydrogen fluoride the temperature is preferably at least about 250°C and more preferably at least 300°C but need be no higher than about 400°C, generally no higher than about 350°C. However, where the fluorination catalyst is chromia in the presence of hydrogen fluoride the temperature is preferably from about 180°C to about 320°C, more preferably from about 200°C to about 280°C.

The process of the invention is conveniently carried out at about ambient pressure although superatmospheric or subatmospheric pressures may be used if desired. Superatmospheric pressures up to about 10 bar at lower temperatures are generally preferred since the yield of hydro(halo)fluorocarbons is often increased under such conditions.

After completion of the reaction, the hydro(halo)fluorocarbon may be isolated from unchanged starting materials and undesired by-products using conventional procedures, for example distillation.

It is particularly convenient to operate the process of the invention as a continuous process wherein unchanged α -fluoroether and any hydrogen fluoride present in the hydro(halo)fluorocarbon product stream are recycled to the reaction zone.

A particularly convenient and thus preferred general method for the production of the α -fluoroether is by reacting a non-enolisable aldehyde with hydrogen fluoride (in the liquid phase or in the vapour phase) and reacting the resulting intermediate with an alcohol or a halogenating agent to form an α -fluoroether.

A non-enolisable aldehyde is required in order that the aldehyde is not polymerised in hydrogen fluoride when the two are reacted together.

According to a preferred embodiment of the invention there is provided a process for the production of a hydro(halo)fluorocarbon which comprises (a) reacting a non-enolisable aldehyde with hydrogen fluoride to form an intermediate and reacting the intermediate with an alcohol or a halogenating agent to produce an α -fluoroether and (b) treating the α -fluoroether whereby to form a hydro(halo)fluoroalkane. The treatment of the α -fluoroether whereby to form a hydro(halo)fluoroalkane may be, for example, as hereinbefore described by heating to elevated temperature in the vapour phase.

The intermediate obtained by reacting the non-enolisable aldehyde with hydrogen fluoride may be reacted with the alcohol or halogenating agent in a number of ways. The aldehyde and the hydrogen fluoride may be reacted in the presence of alcohol or halogenating agent. Alternatively the aldehyde and the hydrogen fluoride may be reacted to form an equilibrium mixture containing the intermediate and the alcohol or halogenating agent may be added to the

equilibrium mixture. In a modification of this alternative, the intermediate may be separated from the equilibrium mixture before it is reacted with the alcohol or halogenating agent.

5 It is to be understood that the intermediate derived from the non-enolisable aldehyde and hydrogen fluoride may itself be an α -fluoroether and that incomplete reaction of such an intermediate with the alcohol or halogenating agent may therefore result in
10 a mixture of α -fluoroethers. Whilst an intermediate α -fluoroether is not the starting material for use in the process for producing a hydro(halo) fluorocarbon according to the invention, a mixture of α -fluoroethers containing unreacted intermediate
15 α -fluoroether is a suitable starting material for use in the invention.

α -fluoroethers containing halogen other than fluorine, particularly chlorine or bromine, may be employed as starting materials for the production of
20 hydrohalofluorocarbons containing a halogen atom other than fluorine. Such α -fluoroethers may be produced by reacting the intermediate derived from a non-enolisable aldehyde and hydrogen fluoride with a suitable halogenating agent to effect exchange of
25 fluorine by halogen other than fluorine. The halogenating agent may be a halogen-containing Lewis acid such as antimony pentachloride, niobium pentachloride, aluminium chloride and sodium bromide.

The non-enolisable aldehyde is preferably
30 formaldehyde or trifluoroacetaldehyde; formaldehyde is particularly preferred. In an embodiment of the invention both formaldehyde and trifluoroacetaldehyde

- 11 -

are reacted with hydrogen fluoride to produce a mixture of $\text{CF}_3\text{CFH-O-CH}_2\text{F}$ and $\text{CH}_2\text{F-O-CH}_2\text{F}$. The mixture of aldehydes generates an alcohol in situ and the resulting α -fluoroether mixture may be converted to hydrofluoroalkanes. If desired, a separate alcohol may be added to the mixture to produce further α -fluoroethers.

In the embodiment of the invention, comprising the steps of (a) producing an α -fluoroether and (b) heating the α -fluoroether in the vapour phase at an elevated temperature to form a hydro(halo)fluorocarbon, both of steps (a) and (b) employ elevated temperature and both may employ a catalyst so that in practice at least a part of the α -fluoroether produced in step (a) may be converted to a hydro(halo)fluorocarbon (step b) without a change in reaction conditions. However, we have found that for optimum results different catalysts are preferred in step (a) and step (b); the process then comprises operation of step (a) using a first catalyst to produce an α -fluoro- ether and a hydro(halo)fluorocarbon and operation of step (b) using a second catalyst to convert unreacted α -fluoroether from step (a) to the hydro(halo)fluorocarbon.

The non-enolisable aldehyde may be provided in any of its known forms. Thus formaldehyde may be provided, for example, in one of its polymeric forms, paraformaldehyde or trioxane, or in its monomeric form which may be provided, for example, from a process stream in which it has been freshly made, for example by the oxidation of methanol.

Trifluoroacetaldehyde may be provided, for example, in its hydrated form $\text{CF}_3\text{CH}(\text{OH})_2$ or in its dehydrated form CF_3CHO .

5 Accordingly, whenever used herein the term non-enolisable aldehyde is to be understood as including non-enolisable aldehydes in any of their known forms.

10 In general, where formaldehyde is used as the non-enolisable aldehyde, a polymeric form of formaldehyde such as paraformaldehyde is preferred where the formaldehyde is dissolved in liquid hydrogen fluoride. Paraformaldehyde and trioxane dissolve readily in liquid hydrogen fluoride and the production of the intermediate for the α -fluoroether
15 may be conveniently carried out by dissolving paraformaldehyde or trioxane in liquid hydrogen fluoride at about room temperature and at about atmospheric pressure.

20 The molar ratio of the non-enolisable aldehyde to hydrogen fluoride may vary considerably, for example in the range about 1:0.5 to 1:50 but in general a stoichiometric excess of hydrogen fluoride is preferred. Typically, the molar ratio of non-enolisable aldehyde to hydrogen fluoride will be
25 in the range about 1:2 to about 1:10.

In one embodiment of the invention the non-enolisable aldehyde is reacted with hydrogen fluoride in the presence of an alcohol. In this case, the alcohol may be generated in situ. Thus, for
30 example, reaction of the non-enolisable aldehyde trifluoroacetaldehyde with hydrogen fluoride is

believed to yield an alcohol CF_3CHFOH which may then condense to give the α -fluoroether $\text{CF}_2\text{CFH-O-CFHCF}_3$.

A wide range of α -fluoroethers may be produced by adding a separate alcohol. Where a separate
5 alcohol is added, it may be added at the same time as the hydrogen fluoride and non-enolisable aldehyde, or it may be added subsequently to the mixture of aldehyde and hydrogen fluoride. Furthermore the alcohol may be first added to the hydrogen fluoride
10 and the aldehyde may then be added to this reaction mixture. Thus the order of addition of the hydrogen fluoride, aldehyde and alcohol is not critical.

Where the alcohol is added separately, a primary alcohol is preferred which may have the general
15 formula R-OH where R is as hereinbefore described. The alcohol must be inert to hydrogen fluoride and the α -fluoroether. The group R becomes the R group of the ether produced having the general formula $\text{R-O-CF-R}^1\text{R}^2$, the groups R^1 and R^2 being as
20 hereinbefore described.

The group R will usually be a straight chain alkyl or substituted alkyl group although it may also be a branched chain group. The R group may comprise only hydrogen and carbon, for example the R group may
25 be CH_3 or C_2H_5 . Preferably however, the R group will be fluorinated, for example the R group may be FCH_2CH_2- , HCF_2CH_2- , CF_3CH_2- , $(\text{CF}_3)_2\text{CH}-$, or $\text{CF}_2\text{HCF}_2\text{CH}_2-$. The alcohol R-OH is preferably a primary alcohol and may be, for example, methanol, ethanol,
30 2-monofluoroethanol, 2,2-difluoroethanol, 2,2,2-trifluoroethanol, hexafluoroisopropanol or 1,1,2,2-tetrafluoropropanol. Some at least of the

alcohols may be generated in situ, for example by adding an epoxide to the non-enolisable aldehyde/hydrogen fluoride mixture. Thus for example, 2-monofluoroethanol may be generated in situ by the addition of ethylene glycol which reacts with hydrogen fluoride to produce 2-monofluoroethanol.

Where the alcohol is added separately, it may be added in similar proportions as the non-enolisable aldehyde, that is in the molar ratio of alcohol to hydrogen fluoride in the range about 1:0.5 to 1:50 but in general a stoichiometric excess of hydrogen fluoride is preferred. The optimum proportion of alcohol added may depend upon the particular alcohol used since we have found that with certain alcohols the addition of too great a proportion of the alcohol leads to the formation of an undesirable acetal rather than the required α -fluoroether. Typically the molar ratio of alcohol to hydrogen fluoride will be in the range of from about 1:2 to about 1:10.

A number of the α -fluoroethers produced by the process of the invention are novel compounds and the following α -fluoroethers are provided according to the invention:-

Fluoromethyl-fluoroethyl ether of formula $\text{CH}_2\text{FCH}_2\text{OCH}_2\text{F}$ whose mass spectrum is shown in Figure 1 of the drawings.

Fluoromethyl-difluoroethyl ether of formula $\text{CHF}_2\text{CH}_2\text{OCH}_2\text{F}$ whose mass spectrum is shown in Figure 2 of the drawings.

Fluoromethyl-trifluoroethyl ether of formula $\text{CF}_3\text{CH}_2\text{OCH}_2\text{F}$ whose mass spectrum is shown in Figure 3 of the drawings.

Fluoromethyl-tetrafluoropropyl ether of formula $\text{CHF}_2\text{F}_2\text{CH}_2\text{OCH}_2\text{F}$ whose mass spectrum is shown in Figure 4 of the drawings.

5 Fluoroethyl-tetrafluoroethyl ether of formula $\text{CF}_3\text{CHFOCH}_2\text{CH}_2\text{F}$ whose mass spectrum is shown in Figure 5 of the drawings.

Fluoromethyl-chloromethyl ether of formula $\text{CH}_2\text{FOCH}_2\text{Cl}$ whose mass spectrum is shown in Figure 6 of the drawings.

10 Fluoromethyl-bromomethyl ether of formula $\text{CH}_2\text{FOCH}_2\text{Br}$ whose mass spectrum is shown in Figure 7 of the drawings.

Figure 8 of the drawings shows the mass spectrum of fluoromethyl-tetrafluoroethyl ether of formula $\text{CF}_3\text{CHFOCH}_2\text{F}$. This ether has been isolated from the mixture in which it was produced and its boiling point was determined as 47.5°C .

20 The α -fluoroether may be isolated from the mixture in which it is produced, and any by-products, before the α -fluoroether is heated to elevated temperature. The ether may be isolated, for example, by adding alkali to the mixture and heating the resulting alkaline solution, for example up to about 50°C , in order to drive off the α -fluoroether.

25 Alternatively the α -fluoroether may conveniently be isolated by contacting the product stream with water at a temperature in the range from about 50°C to about 80°C . The α -fluoroether may then be collected in a cold trap or passed directly to the heating zone.

30 The α -fluoroether may be introduced into the heating zone in undiluted form although it is

generally convenient to introduce it in conjunction with a diluent such as an inert carrier gas, for example nitrogen.

5 In the embodiment of the invention wherein the α -fluoroether is generated by dissolving a non-enolisable aldehyde in liquid hydrogen fluoride and reacting the resulting intermediate with an alcohol, the α -fluoroether and the hydrogen fluoride in which it is dissolved may be vaporised together
10 into the heating zone together with any unreacted aldehyde in the solution. In this case it may be a mixture of α -fluoroethers which is vaporised into the heating zone, so that a mixture of hydrofluoroalkanes are produced by heating the mixture of α -fluoroethers
15 to elevated temperature. We especially prefer that the α -fluoroether and optionally hydrogen fluoride are separated from water which is also produced by the reaction of the non-enolisable aldehyde with hydrogen fluoride. Thus the α -fluoroether and
20 optionally hydrogen fluoride are preferably passed to the heating zone in the substantial absence of water. Separation of the α -fluoroether and optionally hydrogen fluoride from water may be achieved in any suitable manner, conveniently for example by
25 vaporising the α -fluoroether and optionally hydrogen fluoride from the product mixture or by contacting the product mixture with a solid drying agent. Thus for example a stream of an inert gas, for example nitrogen may be sparged through the product mixture.

30 Accordingly, in a further embodiment of the invention there is provided a process for the production of a hydrofluoroalkane which comprises the

steps of (a) reacting a non-enolisable aldehyde with liquid hydrogen fluoride and reacting the resulting intermediate with an alcohol to produce an α -fluoroether, (b) separating at least some water from the product of step (a) and (c) passing the α -fluoroether and hydrogen fluoride from step (b) in the vapour phase into a reaction zone at elevated temperature.

In the embodiment where the non-enolisable aldehyde, hydrogen fluoride and alcohol are reacted in the vapour phase to produce the α -fluoroether, the product stream may be passed directly to a second reaction zone, after drying if desired, optionally together with additional hydrogen fluoride and a diluent such as nitrogen gas.

Where the α -fluoroether is generated in the liquid phase, the non-enolisable aldehyde/hydrogen fluoride/alcohol liquid mixture is preferably held in the liquid phase in order to prevent any premature decomposition of the α -fluoroether such as may occur in the vapour phase. The temperature of the liquid mixture is therefore conveniently maintained below the boiling point of the product mixture, preferably at a temperature from about -10°C to about 20°C .

The invention is illustrated, but not limited, by the following examples.

PRODUCTION OF α -FLUOROETHERS

EXAMPLE 1

5 24g of anhydrous liquid hydrogen fluoride were added
with cooling to 5g of trioxane and to this mixture
was added 0.042 moles of methanol. The mixture was
sampled immediately and analysed by Gas
chromatography/Mass Spectrometry. The vol%
10 composition of the mixture was determined to be:

	Component	vol% composition
	methanol	1.61
15	CH ₃ -O-CH ₂ F	14.4
	CH ₂ F-O-CH ₂ F	66.8
	CH ₃ -O-CH ₂ -O-CH ₃	13.7
	Trioxane	3.4

20 EXAMPLE 2

The procedure of example 1 was repeated except
that 0.073 moles of ethanol were employed. The volume
% composition of the mixture was determined to be:

25

	Component	vol% composition
	ethanol	5.7
	CH ₃ CH ₂ -O-CH ₂ F	17.8
	CH ₂ F-O-CH ₂ F	36.5
30	CH ₃ CH ₂ -O-CH ₂ -O-CH ₂ CH ₃	35.2
	Trioxane	2.1

EXAMPLE 3

35 The procedure of example 1 was repeated except
that 0.073 moles of 2-fluoroethanol were employed.

The volume % composition of the mixture was determined to be:

	Component	vol% composition
5	2-fluoroethanol	5.7
	CH ₂ FCH ₂ -O-CH ₂ F	29.0
	CH ₂ F-O-CH ₂ F	45.0
	CH ₂ FCH ₂ -O-CH ₂ -O-CH ₂ CH ₂ F	10.0
10	Trioxane	4.7

EXAMPLE 4

The procedure of example 1 was repeated except that 0.073 moles of 2,2-difluoroethanol were employed. The volume % composition of the mixture was determined to be:

	Component	vol% composition
20	2,2-difluoroethanol	4.7
	CF ₂ HCH ₂ -O-CH ₂ F	59.2
	CH ₂ F-O-CH ₂ F	30.8
	CF ₂ HCH ₂ -O-CH ₂ -O-CH ₂ CF ₂ H	3.6
25	Trioxane	0.0

EXAMPLE 5

The procedure of example 1 was repeated except that 0.073 moles of 2,2,2-trifluoroethanol were employed. The volume % composition of the mixture was determined to be:

35

- 20 -

	Component	vol% composition
	2,2,2-trifluoroethanol	11.1
	CF ₃ CH ₂ -O-CH ₂ F	62.3
5	CH ₂ F-O-CH ₂ F	17.0
	CF ₃ CH ₂ -O-CH ₂ -O-CH ₂ CF ₃	9.5
	Trioxane	0.0

EXAMPLE 6

10

The procedure of example 1 was repeated except that 0.042 moles of 1,1,2,2-tetrafluoropropanol were employed. The weight % composition of the mixture was determined to be:

15

	Component	vol% composition
	1,1,2,2-tetrafluoropropanol	7.85
	CF ₂ HCF ₂ CH ₂ -O-CH ₂ F	59.6
20	CH ₂ F-O-CH ₂ F	29.3
	CF ₂ HCF ₂ CH ₂ -O-CH ₂ -O-CH ₂ CF ₂ CF ₂ H	1.4
	Trioxane	1.9

EXAMPLE 7

25

0.5cms³ of trifluoroacetaldehyde in the form of its hydrate CF₃CH(OH)₂ was added to 6 cms³ of anhydrous liquid hydrogen fluoride and the mixture was analysed by nuclear magnetic resonance. Analysis indicated that the ether CF₃CHF-O-CHFCF₃ was the major product.

30

EXAMPLE 8

6 cms³ of anhydrous liquid hydrogen fluoride were added with cooling to 1.25g of paraformaldehyde and to this mixture was added 0.5 cms³ of CF₃CH(OH)₂. Gas chromatography and Mass spectrometry indicated that the ethers CF₃CHF-O-CH₂F and CH₂F-O-CH₂F were the main products.

10 DECOMPOSITION OF ETHERS

EXAMPLE 9

The product mixture of example 1 was sparged with nitrogen at a flow rate of 50cms³ per minute and the sparged mixture was fed to an Inconel tube packed with 200cms³ of Hastelloy C mesh and heated to an elevated temperature. The off gas was scrubbed with water and analysed by Gas chromatography. At 257°C the composition of the off gas was:

	Component.	% v/v.
	CH ₃ F	19.2
25	CH ₂ F ₂	60.8
	CH ₂ F-O-CH ₂ F	20.0

EXAMPLE 10

30 The procedure of example 9 was repeated except that the product mixture of example 5 was sparged with nitrogen and the Inconel tube was packed with

200cms³ of chromia pellets. At 350°C the composition of the off gas was:

	Component.	% v/v
5	CH ₃ F	31.5
	CH ₂ F ₂	46.6
	CF ₃ CH ₂ F	13.9
	CF ₃ CH ₃	0.4
10	CH ₂ F-O-CH ₂ F	1.0
	Others	6.6

EXAMPLE 11

15 The procedure of example 9 was repeated except that the product mixture of example 6 was sparged with nitrogen. Mass spectrometry indicated that 1,1,2,2,3-pentafluoropropane was the major product.

20 EXAMPLE 12

The procedure of example 9 was repeated except that the product mixture of example 4 was sparged with nitrogen and the Inconel tube was packed with 25 115ml (70g) stainless steel rings which had been air-treated by heating the rings to 350°C in a stream of air for 4 hours. At 350°C, the composition of the off gas was:

30

- 23 -

	Component.	Z v/v
	CH ₂ F ₂	4.5
	CF ₂ HCH ₂ F	23.8
5	CF ₂ HCH ₂ OH	4.2
	CH ₂ F-O-CH ₂ F	44.5
	CF ₂ HCH ₂ -O-CH ₂ F	21.1
	Others	1.9

10

EXAMPLE 13

0.4g (0.012 moles) of methanol were added to
 1.7g (0.021 moles) of BFME with stirring and cooling
 15 10 ml (0.5 moles). HF or 98% H₂SO₄ were added and the
 mixture stirred at room temperature prior to analysis
 by gas chromatography and mass spectrometry.

Found: Z (by GC)

20

	Bis-fluoromethyl ether (BFME)	55.0
	Fluoro methyl ether	27.3
	Methanol	7.05
	Bis(fluoromethoxy)methane	0.62
25	Dimethoxy methane	8.0
	Trioxane	1.64

EXAMPLE 14

30 Trioxane (10g, 0.33 moles) was added to HF
 (48g, 2.4 moles) with stirring. Ethanol (1.72g, 0.037
 moles) was carefully added dropwise, with stirring
 and cooling.

Analysis of the products by mass spectrometry
 35 showed the main components to be BFME and the acetal

diethoxymethane. Fluoromethyl ethyl ether, $C_2H_5OCH_2F$, was also identified.

EXAMPLE 15

5

2-fluoroethanol (4.67g, 0.073 moles) was added to a mixture of trioxane (5g, 0.167 moles) in HF (24g, 1.2 moles). After stirring for 30 minutes, the products were analysed:

10

Found	Z (by GC)
BFME	32.1
Fluoromethyl methyl ether	1.4
15 2-fluoroethanol	58.5
Fluoromethyl 2-fluoroethyl ether	6.3
Bis(fluoromethoxy)methane	0.06
Trioxane	1.0

20

EXAMPLE 16

1.5g (0.018 moles) 2,2-difluoroethanol was added to 1.7g (0.021 moles) BFME. 0.25 ml (0.0125 moles) HF or 98% H_2SO_4 were added and the mixture stirred for 20-30 minutes before sampling

25

Found:	Z (by GC)
BFME	31.8
30 Fluoromethyl 2,2-difluoroethyl ether	27.3
2,2-difluoroethanol	1.6
Bis(fluoromethoxy)methane	3.1
$CHF_2CH_2OCH_2OCH_2F$	3.9
Trioxane	1.2

35

EXAMPLE 17

3.7g (0.037 moles) of 2,2,2-trifluoroethanol were added to 3.4g (0.021 moles) BFME with cooling and stirring. 0.3 ml (0.015 moles) HF or 98% H₂SO₄ were added and the mixture sampled after stirring at room temperature for 20-30 minutes.

10	Found:	Z (by GC)
	BFME	15.9
	Fluoro methyl 2,2,2-trifluoroethyl ether	63.4
	Trifluoroethanol	1.5
	CF ₃ CH ₂ OCH ₂ OCH ₂ F	5.8
15	CF ₃ CH ₂ OCH ₂ OCH ₂ OCH ₂ F	12.3

EXAMPLE 18

10g of 1H 1H 3H-tetrafluoropropanol were added to a mixture of 6g trioxane in 20g HF. After stirring the mixture was analysed.

	Found:	Z (by GC)
25	BFME	23.6
	Fluoromethyl 2,2,3,3 tetrafluoropropyl-ether	67.0
	1H, 1H, 3H-tetrafluoropropanol	4.3
	Bis(fluoromethoxy)methane	1.3
30	CF ₂ HCF ₂ CH ₂ OCH ₂ OCH ₂ F	2.15
	Trioxane	1.5

EXAMPLE 19

Trioxane (1g, 0.033 moles) was added to HF (5g, 0.25 moles) and the mixture cooled.

5 Hexafluoroisopropanol (2.38g, 0.0142 moles) was added and the products analysed after 5 minutes stirring.

Found:	Z (by GC)
10 BFME	22.2
(CF ₃) ₂ CHOCH ₂ F	4.9
Hexafluoroisopropanol	71.6
(CF ₃) ₂ CHOCH ₂ OCH ₂ F	1.3

15 EXAMPLE 20

SbCl₅ (1.1g, 0.0051 moles) was added to a cooled vessel containing BFME (2.0g, 0.0244 moles) and stirred.

20 The contents of the head above the solution were analysed after 1 hour.

The experiment was then repeated, with the addition of 2g HF.

Found:	Z (by GC)	
	without HF	with HF
25 BFME	44.6	29.8
Difluoromethane	19.8	18.1
Methyl chloride	1.7	2.8
30 Chlorofluoromethane	12.4	17.0
Dichloromethane	3.2	8.0
Chloromethyl fluoromethyl- ether	17.6	22.4
Bis(chloromethyl)ether	0.5	1.65

35

EXAMPLE 21

NbCl₅ (0.3g, 0.0016 moles) was added to BFME (1.7g, 0.021 moles) and the head space analysed after stirring for about an hour.

Found:	Z (by infra red)	
BFME	88.6	
Difluoromethane	0.034	
Methyl fluoride	0.012	
Fluoromethyl methyl ether	0.57	
Chloromethyl fluoromethyl- ether	10.5	
Bis(chloromethyl)ether	0.28	

EXAMPLE 22

Aluminium chloride (0.5g, 0.06 moles) was added to BFME (2.0g, 0.0244 moles) with stirring. The head space was analysed by infra red spectroscopy. The experiment was then repeated with the further addition of HF (0.2g, 0.01 moles).

Found:	Z (by infra red)	
	without HF	with HF
BFME	97.57	87.0
Difluoromethane	0.044	0.17
Methyl fluoride	-	0.014
Fluoro methyl ether	0.024	0.056
Dichloromethane	-	0.09
Bis(fluoromethoxy)methane	0.17	0.1
Chloromethyl fluoromethyl- ether	2.19	12.56

EXAMPLE 23

10g of paraformaldehyde were added to 48g HF and
the mixture stirred. 15g of sodium bromide were
5 added, 5g at a time. On addition of the final 5g,
the mixture separated into two layers. The bottom
layer was analysed and found to contain a mixture of
BFME, bromomethyl fluoromethyl ether and
bis(bromomethyl) ether.

10 The experiment was repeated using BFME and HBr.
HBr was bubbled through BFME (4g, 0.049 moles) for
5-10 minutes. One layer was observed; this was
analysed by mass spectroscopy and found to contain
BFME and bromomethyl fluoromethyl ether as the main
15 products, with a small amount of
bis(bromomethoxy)methane also present.

EXAMPLES 24-27

20 In these examples ethers were sparged directly
from trioxane/HF equilibrium mixture + alcohol and as
such were co-fed with BFME. Reaction products
therefore contain CH_2F_2 and CH_3F from this source.

25 EXAMPLE 24

The following composition was sparged over a
Hastelloy C (20 ml) catalyst held in a 1" tube at
257°C.

30

- 29 -

Percentage

	CH ₃ OH	1.61
	BFME	66.8
5	CH ₃ OCH ₂ F	14.4
	Dimethoxymethane	13.7
	Trioxane	3.4

10 The off gases were scrubbed with water prior to analysis by GC.

Found	Z (by GC)
-------	-----------

	CH ₃ F	19.2
15	CH ₂ F ₂	60.8
	BFME	20.0

EXAMPLE 25

20

The following composition was sparged over stainless steel rings (115 l) at 324°C:-

	Z
25	BFME 14.5
	2,2 difluoroethanol 42.3
	Fluoromethyl 2,2-
	difluoroethyl ether 41.4

30

- 30 -

	Found	Z (by GC)
	CH ₂ F ₂	4.4
	CH ₂ FCHF ₂	23.5
5	BFME	44.05
	Fluoromethyl methyl- ether	1.9
	2,2 difluoroethanol	4.1
10	Fluoromethyl 2,2,- difluoroethyl ether	20.9

EXAMPLE 26

15 The following composition was sparged over
chromia catalyst (200 ml) at 350°C:-

		Z
	CF ₃ CH ₂ OCH ₂ F	61.3
20	BFME	16.8
	Trifluoroethanol	11.0
	CF ₃ CH ₂ OCH ₂ OCH ₂ F	9.4
	Trioxane	1.6
25		
	Found	Z (by GC)
	CH ₃ F	31.5
	CH ₂ F ₂	46.6
30	BFME	1.0
	CH ₃ CF ₃	0.4
	CF ₃ CH ₂ F	13.9
	Others	6.6

35

EXAMPLE 27

The ether/BFME was separated from equilibrium mixture and $\text{CF}_2\text{HCF}_2\text{CH}_2\text{OH}$ and the following composition sparged over Hastelloy C (120 ml) at 259°C.

	Z (by infra red)
10	BFME 4.1
	Fluoromethyl 2,2,3,3-tetrapropyl ether 68.5
	Bis(fluoromethoxy)-ether 2.1
15	1H, 1H, 3H tetrafluoropropanol 4.3
	$\text{CF}_2\text{HCF}_2\text{CH}_2\text{OCH}_2\text{OCH}_2\text{F}$ 20.8
20	Found Z (by infra red)
	Fluoromethyl 2,2,3,3-tetrafluoropropyl-ether 60.3
25	1H, 1H, 3H tetrafluoropropanol 1.0
	CH_3F 1.2
	CH_2F_2 0.7
	$\text{CH}_2\text{FCF}_2\text{CH}_2\text{F}$ 12.8
30	Others 24.0

EXAMPLE 28

Fluoral hydrate (0.5g, 0.0043 moles) was added to a mixture of paraformaldehyde (1.25g, 0.0417 moles) and HF (6.0g, 0.3 moles) and the mixture analysed after stirring for 30 minutes.

	Found	Z (by mass spec)
10	BFME	59.5
	Fluoral hydrate	0.37
	CF ₃ CHFOCH ₂ F	27.8
	CF ₃ CHFOCH ₂ CH ₃	0.29
	CH ₂ FOCH ₂ OCH ₂ F	1.5
15	Trioxane	1.79

EXAMPLE 29

Methanol (0.6g, 0.0187 moles) was added to fluoral hydrate (1.7g, 0.0146 moles) with stirring and cooling. HF (2.2g, 0.11 moles) was added and the reaction product analysed after stirring.

	Found	Z (by infra red)
25	Methanol	3.6
	Fluoral hydrate	46.4
	Methyl 1,2,2,2-tetrafluoroethyl-	
30	ether	48.3
	Ethyl 1,2,2,2-tetrafluoroethyl	
	ether	1.7

35

EXAMPLE 30

Ethanol (1.9g, 0.041 moles) was added to fluoral hydrate (2.6g, 0.022 moles) with stirring and cooling. HF (2.0g, 0.1 moles) was then added and the mixture analysed after 30 minutes stirring.

	Found	% (by infra red)
10	Ethanol	94.9
	Fluoral hydrate	1.6
	Ethyl 1,2,2,2-tetrafluoroethyl-ether	3.65

15

EXAMPLE 31

2-fluoroethanol (3.0g, 0.047 moles) was added to fluoral hydrate (4.3g, 0.037) with stirring and cooling. HF (5.0g, 0.25 moles) was added and the mixture was analysed after stirring for 30 minutes.

	Found	% (infra red)
25	Fluoral hydrate	65.1
	Methanol	3.5
	Acetaldehyde	2.8
	Trifluoroethanol	0.8
	2-fluoroethanol	27.2
30	2'-fluoroethyl- 1,2,2,2 tetrafluoro- ethyl ether	} } 0.62 }

EXAMPLE 32

PREPARATION OF FLUOROMETHYL-2,2,2-TRIFLUOROETHYL
ETHER

5

100g of anhydrous HF were added to 20g of trioxane in a plastic bottle cooled in crushed ice. To the solution was added 50g of trifluoroethanol. The resulting solution was added slowly to 500 ccs of crushed ice to produce an aqueous and an organic layer. The organic layer was separated off and distilled to give 99% pure ether (G.C/MS.,NMR).

10

PREPARATION OF CATALYST FOR DECOMPOSITION OF ETHER

15

The catalysts were sieved to give particles in the range 1.18 mm to 0.25 mm and then packed into a stainless steel tube. They were prefluorinated by sparging HF with nitrogen at a flow rate of 50 ccs per min and passing the vapours over the catalyst at 350°C for 4 hours.

20

DECOMPOSITION OF ETHER

25

5g of ether were dissolved in 15g of HF and sparged over the catalyst with nitrogen at a flow rate of 20 cc per min. The off gas was scrubbed with water and analysed by G.C.

Catalyst

	AlF ₃ @ 400°C	unchanged ether	4.7%
	10cc	134a	49%
5		143a	6.7%
		32	22.5%
		41	9.2%
		CO	5.1%
10	LaF ₃ @ 500°C	unchanged ether	75.7%
	1cc	134a	1.8%
		143a	5.5%
		32	11.4%
		41	1.9%
15		CO	3.0%
	90% Fe 203	unchanged ether	16.3%
	10% Cr 203	134a	43%
	@ 500°C	143a	4.7%
20	10cc	32	7.7%
		41	9.3%
		CO	16.4%
	42% CuO		
25	58% Cr ₂ O ₃	unchanged ether	<1%
	@ 400°C	134a	52%
	10cc	143a	26%
		32	8%
		41	3%
30		CO	7%

EXAMPLE 33

PREPARATION OF FLUOROMETHYL-1,2,2,2-TETRAFLUOROETHYL
ETHER, $\text{CF}_3\text{CHFOCH}_2\text{F}$

5 Trioxane (10g, 0.33 moles) was added to
anhydrous HF (150g, 7.5 moles) with stirring and
cooling. Fluoral hydrate (10g, 0.086 moles) was added
to the mixture which was analysed after 24 hours.

10 Found (% by mass spectrometry)

	BFME	46.6
	$\text{CF}_3\text{CHFOCH}_2\text{F}$	41.05
	$\text{CF}_3\text{CHFOCH}_2\text{OCH}_2$	5.8
15	Unknown	5.2
	$\text{CF}_3\text{CHFOCH}_3$	1.3

EXAMPLE 34

20 Ethanol (3.24g, 0.0704 moles) was added to a
cooled, stirred mixture of trioxane (5g, 0.166 moles)
in HF (24g, 2.2 moles). The products were analysed by
GC and mass spectrometry.

25 Found (% by mass spec.)

	BFME	36.5
	Diethoxy ethane	35.2
	Fluoromethyl ether ether	17.8
30	Ethanol	5.7
	BFMM	2.8
	Trioxane	2.06

35

- 37 -

EXAMPLE 35

Hexafluoroisopropanol (2.38g, 0.0142 moles) was added to a cooled, stirred mixture of trioxane (1g, 0.0133 moles) in HF (5g, 0.25 moles). After stirring for 5 minutes, the mixture was analysed by mass spectrometry.

	Hexafluoroisopropanol	71.6
10	BFME	22.2
	(CF ₃) ₂ CHOCH ₂ F	4.9
	(CF ₃) ₂ choch ₂ och ₂ f	1.3

SUBSTITUTE SHEET

CLAIMS

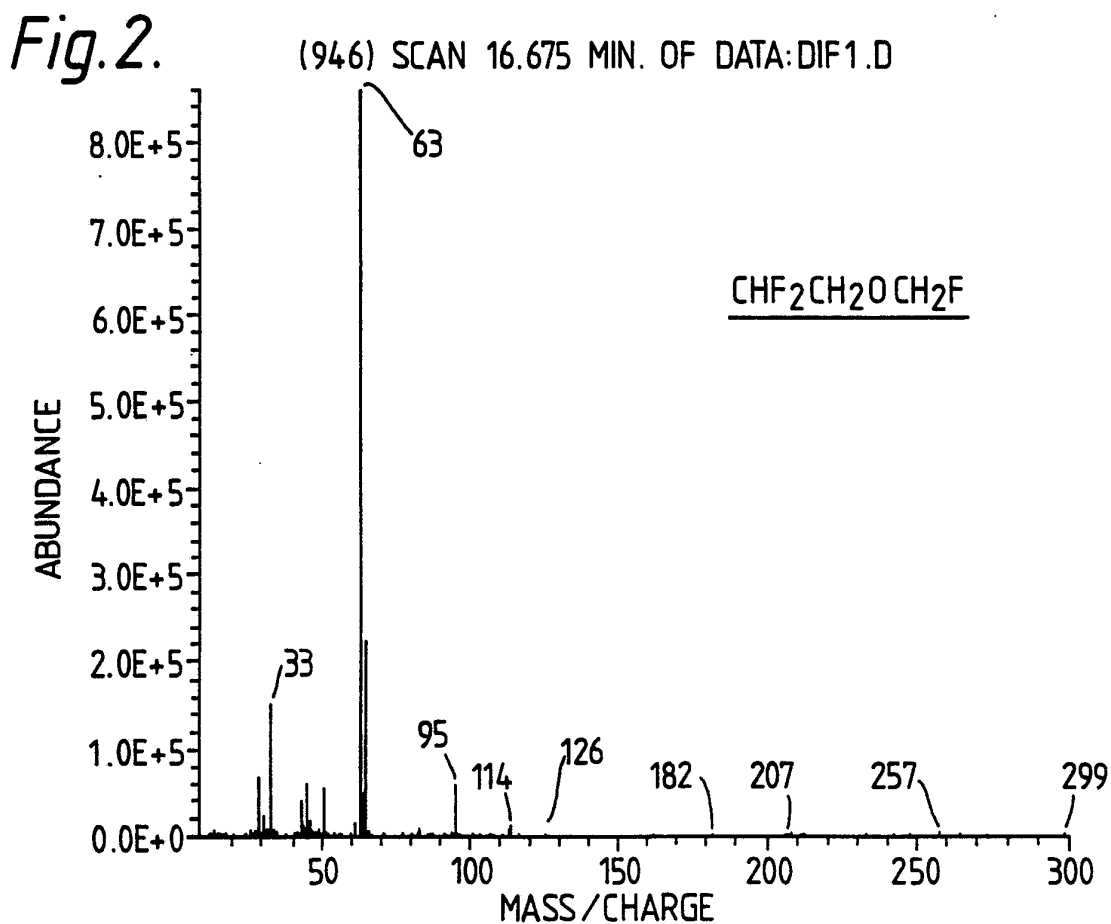
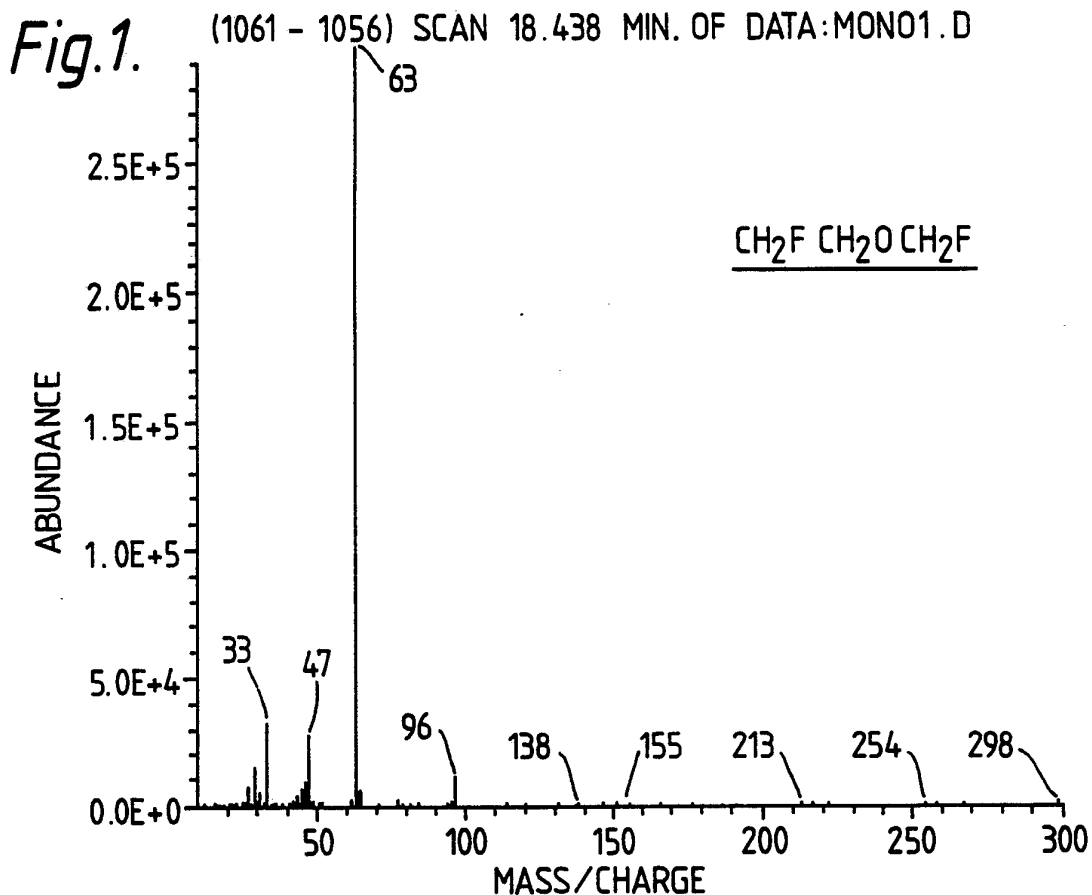
1. A process for the production of a hydro(halo)fluorocarbon which comprises heating an α -fluoroether in the vapour phase at an elevated temperature.
2. A process as claimed in claim 1 wherein the α -fluoroether has the formula $R-O-CFR^1R^2$ where R represents an aliphatic, substituted aliphatic, aromatic or substituted aromatic group and R^1 and R^2 each represents hydrogen or an alkyl or substituted alkyl group.
3. A process as claimed in claim 2 wherein the group $-CFR^1R^2$ is the $-CH_2F$ group or the $-CHF-CF_3$ group.
4. A process as claimed in claim 1, 2 or 3 wherein the α -fluoroether is heated in the presence of hydrogen fluoride.
5. A process as claimed in any one of claims 1 to 4 wherein the α -fluoroether is heated in the presence of a catalyst.
6. A process as claimed in claim 5 wherein the catalyst comprises a metal selected from the group consisting of nickel, iron, copper and chromium or an alloy, oxide, fluoride or oxyfluoride thereof.
7. A process as claimed in any one of the preceding claims wherein the α -fluoroether is heated at a pressure of from 1 to 10 bar.
8. A process as claimed in any one of the preceding claims for the production of 1,1,1,2-tetrafluoroethane wherein the α -fluoroether is at least one of $FCH_2-O-CH_2CF_3$, $FCH_2-O-CHF-CF_3$, $CH_3CHF-O-CH_2CF_3$ and $CF_3CHF-O-CH_3$.

9. A process as claimed in any one of claims 1 to 7 for the production of pentafluoroethane wherein the α -fluoroether is at least one of $\text{CF}_3\text{CHF-O-CHF-CF}_3$ and $\text{CF}_3\text{CHF-O-CH}_2\text{F}$.
- 5 10. A process as claimed in any one of the preceding claims wherein the desired hydro(halo)fluorocarbon(s) is/are separated from the product stream which is then recycled to the reaction zone.
- 10 11. A process for the production of an α -fluoroether suitable for use in the process claimed in any one of claims 1 to 10 which comprises reacting a non-enolisable aldehyde with hydrogen fluoride to form an intermediate and reacting the intermediate with an alcohol or a halogenating agent to form an α -fluoroether.
- 15 12. A process as claimed in claim 11 wherein the non-enolisable aldehyde is reacted with the hydrogen fluoride in the presence of the alcohol or halogenating agent.
- 20 13. A process as claimed in claim 11 wherein the non-enolisable aldehyde is reacted with the hydrogen fluoride to form an equilibrium mixture containing the intermediate and the alcohol or halogenating agent is added to the equilibrium mixture.
- 25 14. A process as claimed in claim 11 wherein the intermediate is isolated and is subsequently reacted with the alcohol or halogenating agent.
15. A process as claimed in any one of claims 11 to 14 wherein a primary alcohol is employed.
- 30 16. A process as claimed in any one of claims 11 to 15 wherein the non-enolisable aldehyde is formaldehyde or trifluoroacetaldehyde.

17. A process for the production of a hydro(halo)fluorocarbon which comprises treating the product α -fluoroether of the process as claimed in any one of claims 11 to 16 to convert the α -fluoroether to a hydro(halo)fluorocarbon.
18. A process as claimed in claim 17 wherein the treatment of the α -fluoroether comprises heating it in the vapour phase at an elevated temperature.
19. A process as claimed in any one of claims 1 to 10 for the production of a hydro(halo) fluorocarbon wherein the α -fluoroether is produced by a process as claimed in any one of claims 11 to 16.
20. A process as claimed in claim 17, 18 or 19 wherein the α -fluoroether is separated from the reaction mixture in which it is produced before it is treated to convert it to a hydro(halo) fluorocarbon.
21. A process as claimed in claim 17, 18 or 19 wherein the α -fluoroether is treated to reduce the water content before the α -fluoroether is treated to convert it to a hydro(halo)fluorocarbon.
22. A process as claimed in any one of claims 17 to 21 wherein the α -fluoroether is treated in the substantial absence of water to convert it to a hydro(halo)fluorocarbon.
23. Fluoromethyl-fluoroethyl ether of the formula $\text{CH}_2\text{FCH}_2\text{OCH}_2\text{F}$.
24. Fluoromethyl-difluoroethyl ether of the formula $\text{CHF}_2\text{CH}_2\text{OCH}_2\text{F}$.
25. Fluoromethyl-trifluoroethyl ether of the formula $\text{CF}_3\text{CH}_2\text{OCH}_2\text{F}$.
26. Fluoromethyl-tetrafluoropropyl ether of the formula $\text{CHF}_2\text{CF}_2\text{CH}_2\text{OCH}_2\text{F}$.

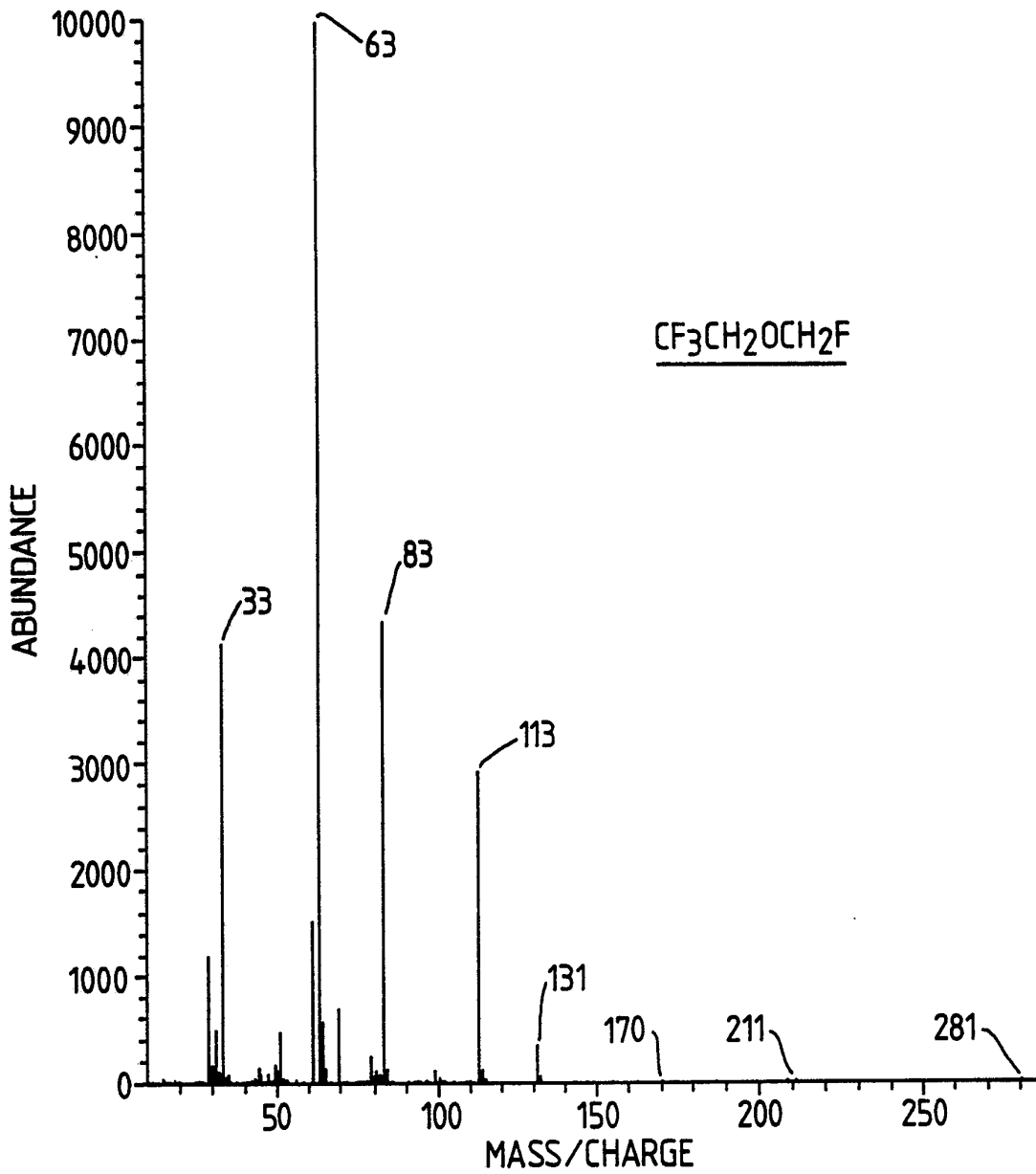
27. Fluoroethyl-tetrafluoroethyl ether of the formula $\text{CF}_3\text{CHFOCH}_2\text{CH}_2\text{F}$.
28. Fluoromethyl-chloromethyl ether of the formula $\text{CH}_2\text{FOCH}_2\text{Cl}$.
- 5 29. Fluoromethyl-bromomethyl ether of the formula $\text{CH}_2\text{FOCH}_2\text{Br}$.

15



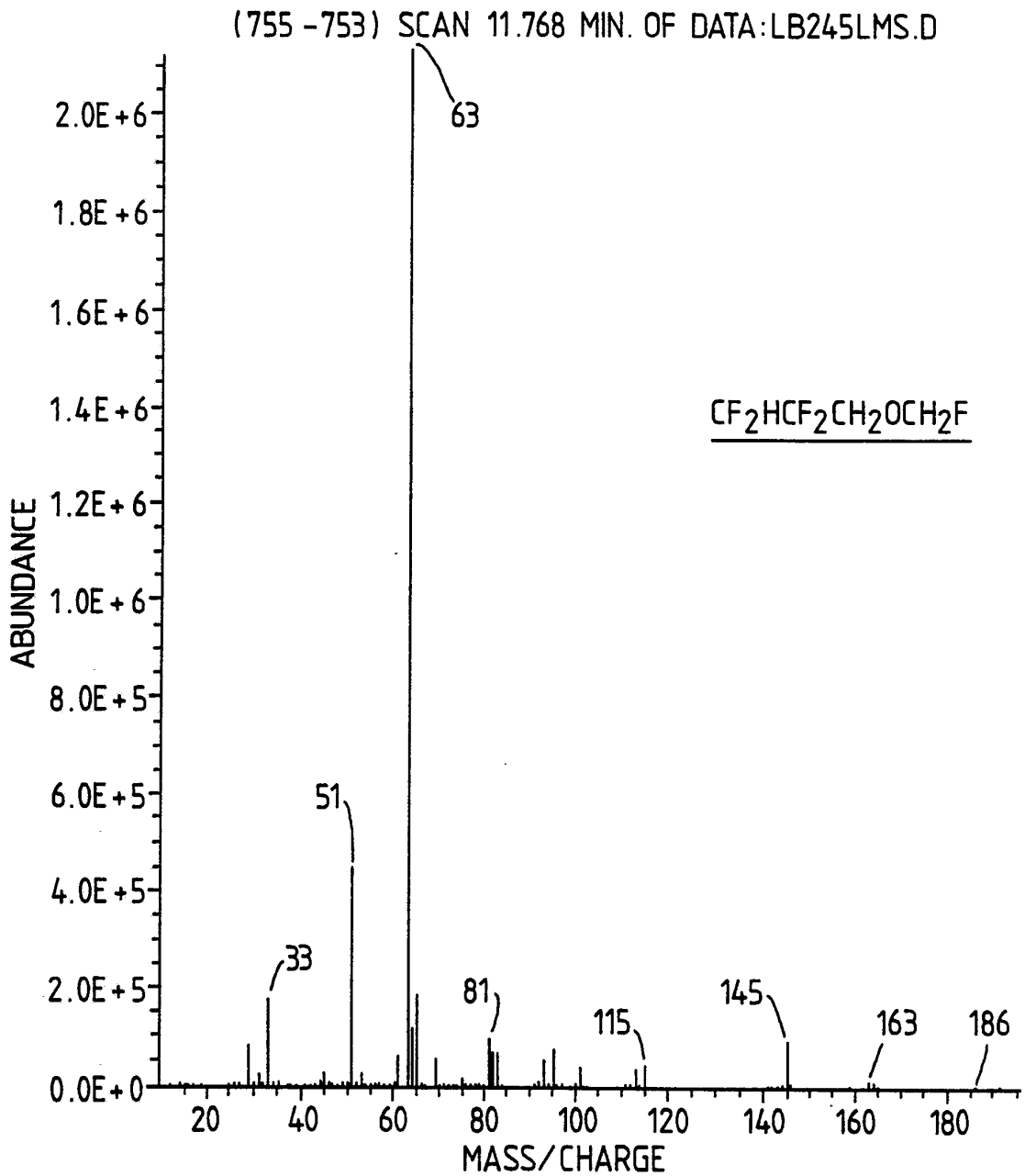
2/5

Fig. 3.



3/5

Fig.4.



4/5

Fig. 5.

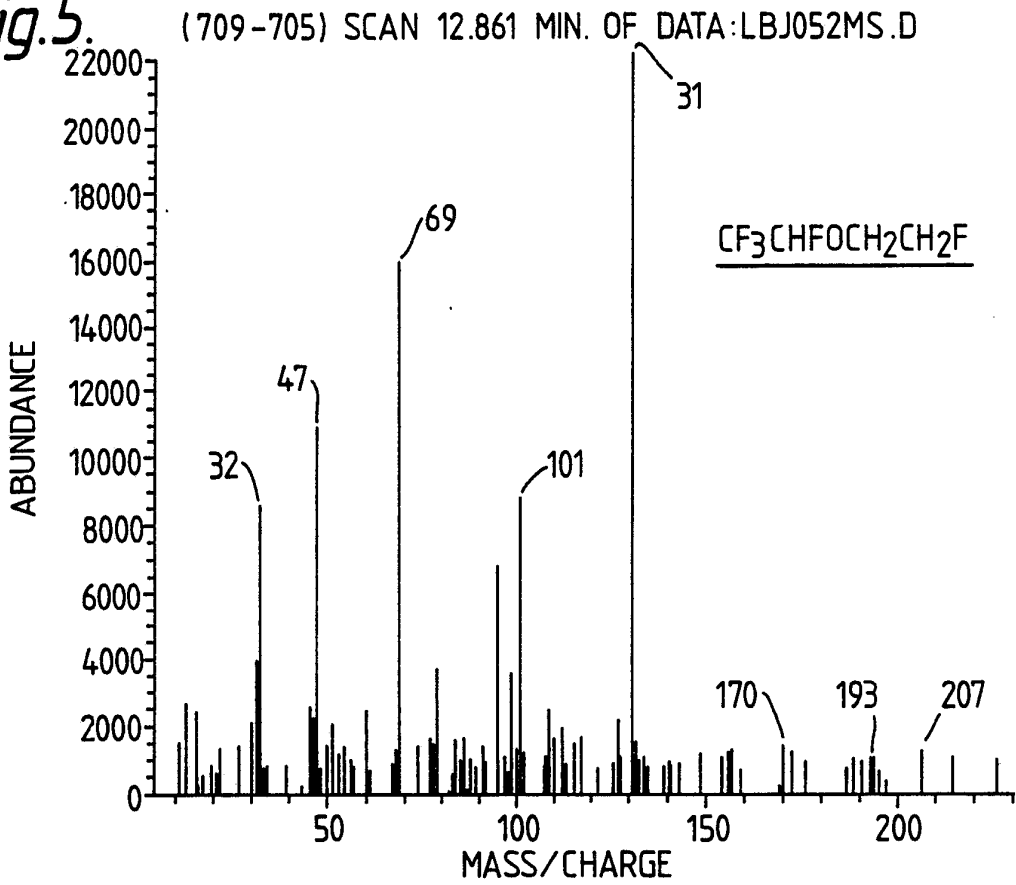
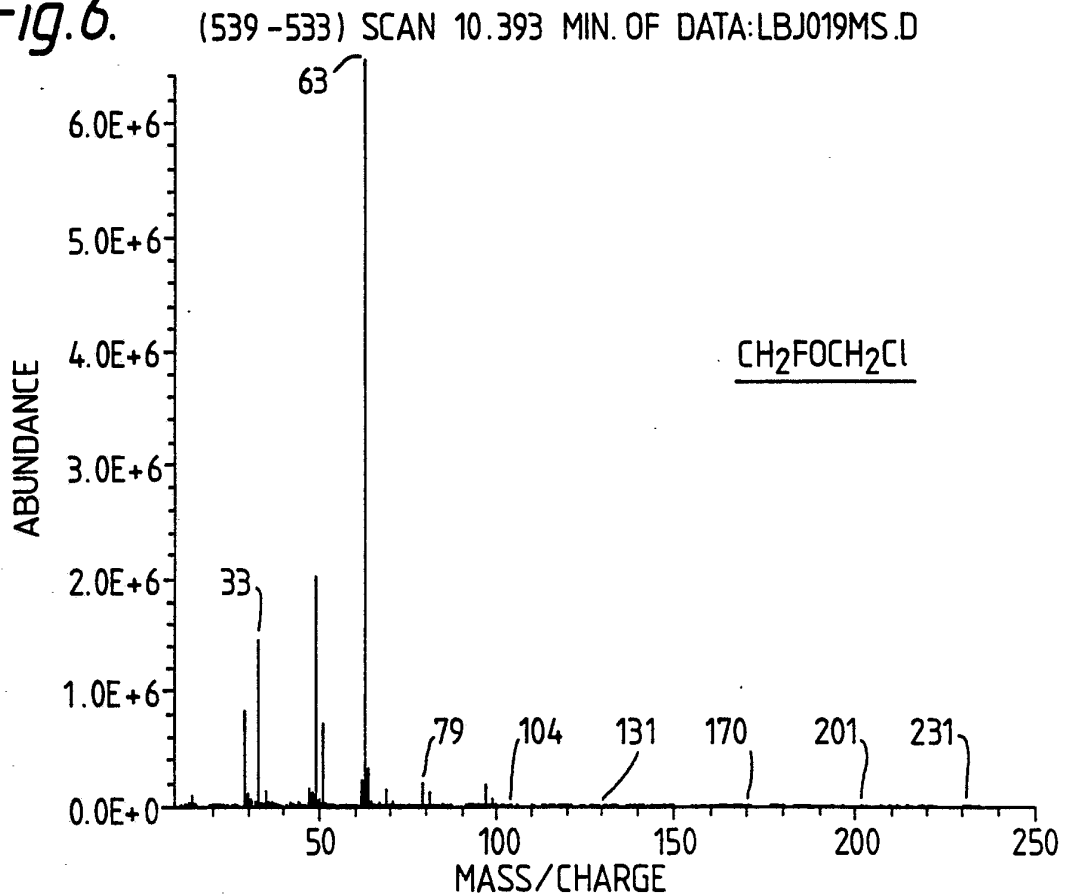
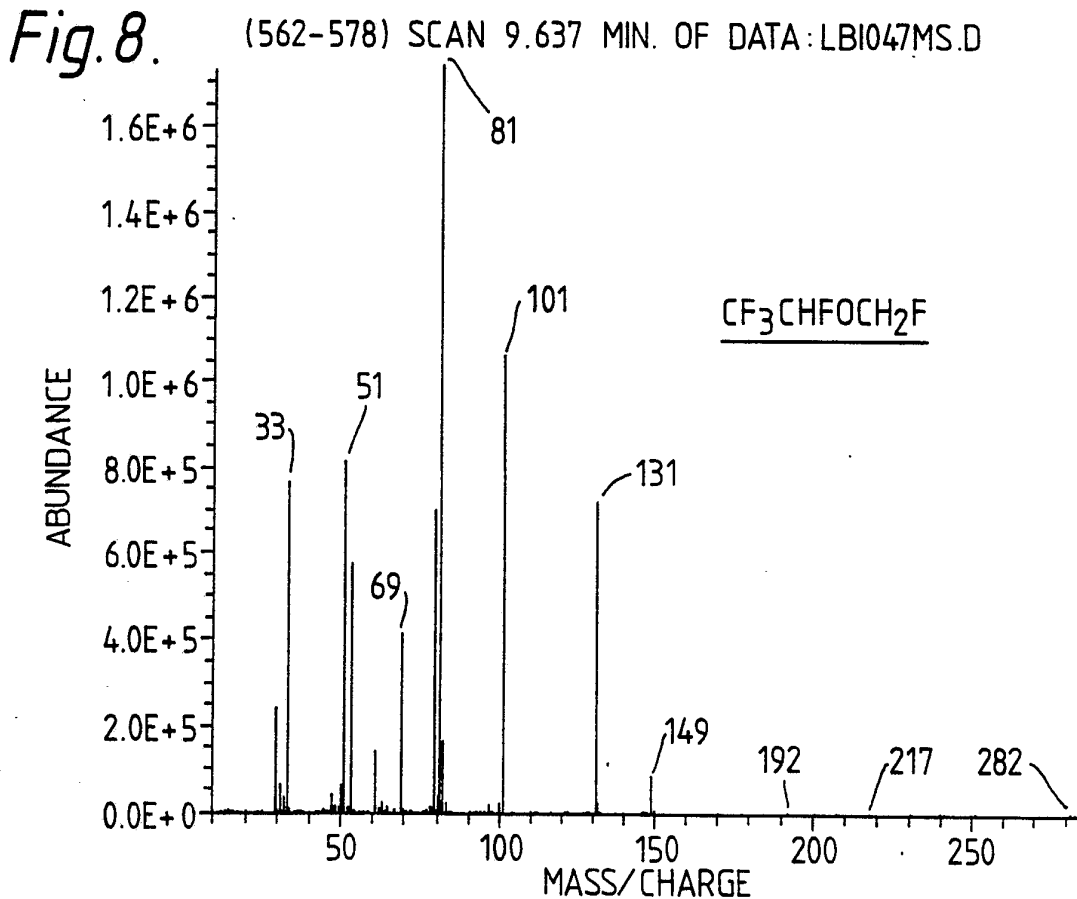
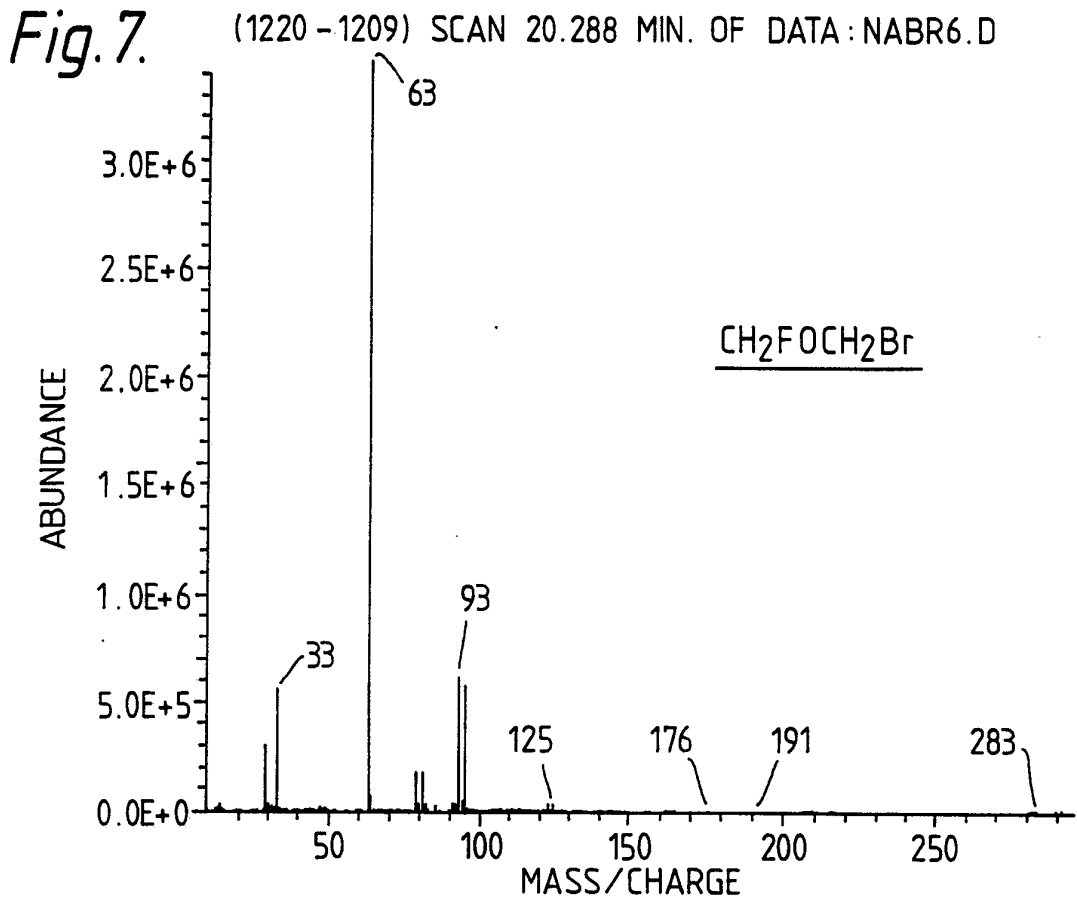


Fig. 6.



5/5



INTERNATIONAL SEARCH REPORT

PCT/GB 92/02244

International Application No

I. CLASSIFICATION OF SUBJECT MATTER (if several classification symbols apply, indicate all) ⁶												
According to International Patent Classification (IPC) or to both National Classification and IPC												
Int.Cl. 5 C07C17/22;	C07C17/33;	C07C19/08; C07C43/12										
II. FIELDS SEARCHED												
Minimum Documentation Searched ⁷												
Classification System	Classification Symbols											
Int.Cl. 5	C07C											
Documentation Searched other than Minimum Documentation to the Extent that such Documents are Included in the Fields Searched ⁸												
III. DOCUMENTS CONSIDERED TO BE RELEVANT ⁹												
Category ¹⁰	Citation of Document, ¹¹ with indication, where appropriate, of the relevant passages ¹²	Relevant to Claim No. ¹³										
X	BULLETIN OF THE ACADEMY OF SCIENCES OF THE USSR DIVISION OF CHEMICAL SCIENCE no. 10, 1972, NEW YORK US pages 2177 - 2180 I. L. KNUNYANTS ET AL. 'Some Reactions of Fluorine-Containing Ethers' see page 2178, lines 8-11; page 2179, lines 47-53	1-2,7										
A	---	3-6,8-10										
X	JOURNAL OF FLUORINE CHEMISTRY vol. 22, no. 2, February 1983, LAUSANNE CH pages 105 - 113 B. V. KUNSHENKO ET AL. 'Fluorination of 1,4-Dioxan with Sulfur Tetrafluoride in Hydrogen Fluoride' see page 106; example IV see page 110 - page 111; example IV ---	27										
	---	-/--										
¹⁰ Special categories of cited documents: <table border="0"> <tr> <td>"A" document defining the general state of the art which is not considered to be of particular relevance</td> <td>"T" later document published after the international filing date or priority date and not in conflict with the application but cited to understand the principle or theory underlying the invention</td> </tr> <tr> <td>"E" earlier document but published on or after the international filing date</td> <td>"X" document of particular relevance; the claimed invention cannot be considered novel or cannot be considered to involve an inventive step</td> </tr> <tr> <td>"L" document which may throw doubts on priority claim(s) or which is cited to establish the publication date of another citation or other special reason (as specified)</td> <td>"Y" document of particular relevance; the claimed invention cannot be considered to involve an inventive step when the document is combined with one or more other such documents, such combination being obvious to a person skilled in the art.</td> </tr> <tr> <td>"O" document referring to an oral disclosure, use, exhibition or other means</td> <td>"&" document member of the same patent family</td> </tr> <tr> <td>"P" document published prior to the international filing date but later than the priority date claimed</td> <td></td> </tr> </table>			"A" document defining the general state of the art which is not considered to be of particular relevance	"T" later document published after the international filing date or priority date and not in conflict with the application but cited to understand the principle or theory underlying the invention	"E" earlier document but published on or after the international filing date	"X" document of particular relevance; the claimed invention cannot be considered novel or cannot be considered to involve an inventive step	"L" document which may throw doubts on priority claim(s) or which is cited to establish the publication date of another citation or other special reason (as specified)	"Y" document of particular relevance; the claimed invention cannot be considered to involve an inventive step when the document is combined with one or more other such documents, such combination being obvious to a person skilled in the art.	"O" document referring to an oral disclosure, use, exhibition or other means	"&" document member of the same patent family	"P" document published prior to the international filing date but later than the priority date claimed	
"A" document defining the general state of the art which is not considered to be of particular relevance	"T" later document published after the international filing date or priority date and not in conflict with the application but cited to understand the principle or theory underlying the invention											
"E" earlier document but published on or after the international filing date	"X" document of particular relevance; the claimed invention cannot be considered novel or cannot be considered to involve an inventive step											
"L" document which may throw doubts on priority claim(s) or which is cited to establish the publication date of another citation or other special reason (as specified)	"Y" document of particular relevance; the claimed invention cannot be considered to involve an inventive step when the document is combined with one or more other such documents, such combination being obvious to a person skilled in the art.											
"O" document referring to an oral disclosure, use, exhibition or other means	"&" document member of the same patent family											
"P" document published prior to the international filing date but later than the priority date claimed												
IV. CERTIFICATION												
Date of the Actual Completion of the International Search	Date of Mailing of this International Search Report											
08 MARCH 1993	15. 03. 93											
International Searching Authority	Signature of Authorized Officer											
EUROPEAN PATENT OFFICE	ZERVAS B.											

III. DOCUMENTS CONSIDERED TO BE RELEVANT (CONTINUED FROM THE SECOND SHEET)		
Category ^o	Citation of Document, with indication, where appropriate, of the relevant passages	Relevant to Claim No.
A	JOURNAL OF THE AMERICAN CHEMICAL SOCIETY. vol. 77, 20 December 1955, GASTON, PA US pages 6703 - 6704 GEORGE VAN DYKE TIERS 'The Chemistry of Perfluoro Ethers. II. Ether Cleavage with Simultaneous Replacement of alpha- Fluorine by Chlorine' see the whole document ---	1-22
A	WO,A,8 101 846 (BAXTER TRAVENOL LABORATORIES) 9 July 1981 see claims; examples ----	11-29
A	DE,A,2 656 545 (HOECHST) 15 June 1978 see claims; examples ----	11-29
A	JOURNAL OF FLUORINE CHEMISTRY vol. 5, no. 6, June 1975, LAUSANNE CH pages 521 - 535 M. BRANDWOOD ET AL. 'Polyfluoro Diethyl and Ethyl Methyl Ethers: Their Preparation using Cobalt (III) Fluoride and Potassium Tetrafluorocobaltate (III) and their Dehydrofluorination' see page 528 - page 534 -----	23-29

**ANNEX TO THE INTERNATIONAL SEARCH REPORT
ON INTERNATIONAL PATENT APPLICATION NO.**

GB 9202244
SA 67112

This annex lists the patent family members relating to the patent documents cited in the above-mentioned international search report. The members are as contained in the European Patent Office EDP file on
The European Patent Office is in no way liable for these particulars which are merely given for the purpose of information. 08/03/93

Patent document cited in search report	Publication date	Patent family member(s)	Publication date
WO-A-8101846	09-07-81	US-A- 4250334	10-02-81
		BE-A- 886750	16-04-81
		CA-A- 1191873	13-08-85
		EP-A, B 0042412	30-12-81
		US-A- 4469898	04-09-84

DE-A-2656545	15-06-78	None	

EPO FORM P0079

For more details about this annex : see Official Journal of the European Patent Office, No. 12/82