

(19)



(11)

EP 3 318 562 A2

(12)

EUROPEAN PATENT APPLICATION

(43) Date of publication:

09.05.2018 Bulletin 2018/19

(51) Int Cl.:

C07D 407/12 (2006.01)**C07D 309/10** (2006.01)**A61K 31/351** (2006.01)**A61P 3/10** (2006.01)(21) Application number: **17190414.7**(22) Date of filing: **22.08.2008**

(84) Designated Contracting States:

**AT BE BG CH CY CZ DE DK EE ES FI FR GB GR
HR HU IE IS IT LI LT LU LV MC MT NL NO PL PT
RO SE SI SK TR**

Designated Extension States:

AL BA MK RS(30) Priority: **23.08.2007 US 957625 P**(62) Document number(s) of the earlier application(s) in
accordance with Art. 76 EPC:**08798514.9 / 2 187 742**(71) Applicant: **Theracos Sub, LLC****Marlborough, MA 01752 (US)**

(72) Inventors:

- **SONG, Yanli**
Shanghai 201210 (CN)
- **CHEN, Yuanwei**
North Haven, CT 06473 (US)
- **CHENG, Huawei**
Shanghai 201206 (CN)
- **LI, Shengbin**
Shanghai 200136 (CN)
- **WU, Yuelin**
Shanghai 200127 (CN)

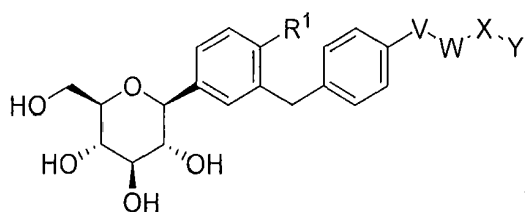
• **FENG, Yan****Ridgefield, NJ 07657 (US)**• **LV, Binhua****Shanghai 201203 (CN)**• **XU, Baihua****Shanghai 201200 (CN)**• **SEED, Brian****Boston, MA 02114 (US)**• **HADD, Michael J.****San Diego, CA 92107 (US)**• **DU, Jiyan****Shanghai 201800 (CN)**• **WANG, Congna****Shanghai 201203 (CN)**• **ROBERGE, Jacques Y.****Shanghai 200135 (CN)**(74) Representative: **J A Kemp****14 South Square****Gray's Inn****London WC1R 5JJ (GB)**Remarks:

This application was filed on 11-09-2017 as a
divisional application to the application mentioned
under INID code 62.

(54) **BENZYL BENZENE DERIVATIVES AND METHODS OF USE**

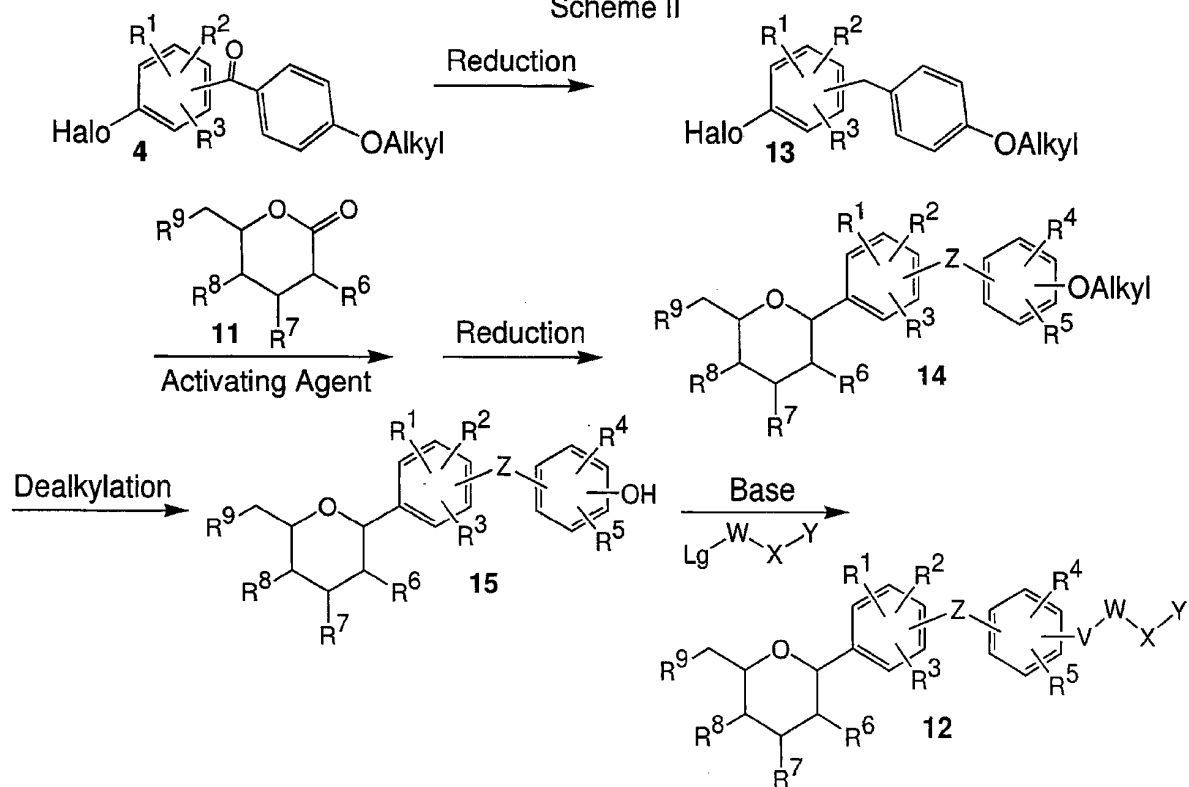
(57) Provided are compounds having an inhibitory effect on sodium-dependent glucose cotransporter SGLT. The invention also provides pharmaceutical compositions, methods of preparing the compounds, synthetic intermediates, and methods of using the compounds, independently or in combination with other therapeutic agents, for treating diseases and conditions which are affected by SGLT inhibition, such as diabetes mellitus.

The compounds have formula IA below.



IA

EP 3 318 562 A2

Fig. 2
Scheme II

Description**CROSS-REFERENCE TO RELATED APPLICATION**

5 [0001] This application claims the benefit of U.S. Provisional Application Ser. No. 60/957,625 filed August 23, 2007, the disclosure of which is incorporated herein by reference.

STATEMENT AS TO RIGHTS TO INVENTIONS MADE UNDER FEDERALLY SPONSORED RESEARCH AND DEVELOPMENT

10

[0002] NOT APPLICABLE

BACKGROUND OF THE INVENTION

15 [0003] According to the World Health Organization, approximately 150 million people worldwide have diabetes mellitus. The two principal forms of diabetes are type 1 diabetes, in which the pancreas fails to produce insulin, and type 2 diabetes, in which the body fails to respond properly to the insulin produced (insulin resistance). Accounting for about 90% of all diabetes cases, type 2 diabetes is by far the most common. In both types of diabetes, the absence of insulin action or proper response to insulin results in elevated levels of serum glucose (hyperglycemia). Serious complications associated with diabetes include retinopathy (leading to visual impairment or blindness), cardiovascular disease, nephropathy, neuropathy, ulcers and diabetic foot disease.

20 [0004] Individuals with type 1 diabetes currently require insulin therapy. While in many cases type 2 diabetes can be managed with diet and exercise, drug intervention also frequently is required. Besides insulin, which is needed by about one-third of patients with type 2 diabetes, current antidiabetic therapies include biguanides (which decrease glucose production in the liver and increase sensitivity to insulin), sulfonylureas and meglitinides (which stimulate insulin production), alpha-glucosidase inhibitors (which slow starch absorption and glucose production), and thiazolidinediones (which increase insulin sensitivity). These medicines are often used in combination, and even then may not provide adequate glycemic control or may produce undesired side effects. Such side effects include lactic acidosis (biguanides), hypoglycemia (sulfonylureas), and edema and weight gain (thiazolidinediones). Therefore, new antidiabetic agents providing improved glycemic control and lacking these adverse effects are highly desired.

25 [0005] One promising target for therapeutic intervention in diabetes and related disorders is the glucose transport system of the kidneys. Cellular glucose transport is conducted by either facilitative ("passive") glucose transporters (GLUTs) or sodium-dependent ("active") glucose cotransporters (SGLTs). SGLT1 is found predominantly in the intestinal brush border, while SGLT2 is localized in the renal proximal tubule and is reportedly responsible for the majority of glucose reuptake by the kidneys. Recent studies suggest that inhibition of renal SGLT may be a useful approach to treating hyperglycemia by increasing the amount of glucose excreted in the urine (Arakawa K, et al., Br J Pharmacol 132:578-86, 2001; Oku A, et al., Diabetes 48:1794-1800, 1999). The potential of this therapeutic approach is further supported by recent findings that mutations in the SGLT2 gene occur in cases of familial renal glucosuria, an apparently benign syndrome characterized by urinary glucose excretion in the presence of normal serum glucose levels and the absence of general renal dysfunction or other disease (Santer R, et al., J Am Soc Nephrol 14:2873-82, 2003). Therefore, compounds which inhibit SGLT, particularly SGLT2, are promising candidates for use as antidiabetic drugs. Compounds previously described as useful for inhibiting SGLT include C-glycoside derivatives (such as those described in US6414126, US20040138439, US20050209166, US20050233988, WO2005085237, US7094763, US20060009400, US20060019948, US20060035841, US20060122126, US20060234953, WO2006108842, US20070049537 and WO2007136116), O-glycoside derivatives (such as those described in US6683056, US20050187168, US20060166899, US20060234954, US20060247179 and US20070185197), spiroketal-glycoside derivatives (described in WO2006080421), cyclohexane derivatives (such as those described in WO2006011469), and thio-glucopyranoside derivatives (such as those described in US20050209309 and WO2006073197).

BRIEF SUMMARY OF THE INVENTION

30 [0006] The present invention provides compounds having an inhibitory effect on sodium-dependent glucose cotransporter SGLT. The invention also provides pharmaceutical compositions, methods of preparing the compounds, synthetic intermediates, and methods of using the compounds, independently or in combination with other therapeutic agents, for treating diseases and conditions which are affected by SGLT inhibition.

35

BRIEF DESCRIPTION OF THE DRAWINGS

[0007]

5 FIG. 1 is the general synthesis method of Scheme I for the preparation of compounds of the invention.

FIG. 2 is the general synthesis method of Scheme II for the preparation of compounds of the invention.

FIG. 3 is the general synthesis method of Scheme III for the preparation of compounds of the invention.

10 FIG. 4 is the outline for the preparation of intermediate **D**.

FIG. 5 is the outline for the synthesis of compounds **E** and **F** of the invention.

15 FIG. 6 is the outline for the synthesis of compound **G** of the invention.

FIG. 7 is the outline for the synthesis of compounds **K** and **L** of the invention.

FIG. 8 is the outline for the synthesis of compounds **M** and **N** of the invention.

20 FIG. 9 is the outline for the synthesis of compounds **P** and **Q** of the invention.

FIG. 10 is the outline for the synthesis of compounds **R** and **S** of the invention.

25 FIG. 11 is the outline for the synthesis of compound **T** of the invention.

FIG. 12 is the outline for the synthesis of compound **V** of the invention.

FIG. 13 is the outline for the synthesis of compound **W** of the invention.

30 FIG. 14 is the outline for the synthesis of compounds **X** and **Y** of the invention.

FIG. 15 is the outline for the synthesis of compounds **Z** and **AA** of the invention.

35 FIG. 16 is the outline for the synthesis of compound **AD** of the invention.

FIG. 17 is the outline for the synthesis of compound **AF** of the invention.

FIG. 18 is the outline for the synthesis of compound **AS** of the invention.

40 FIG. 19 is the outline for the synthesis of compounds **AV** and **AW** of the invention.

FIG. 20 is the outline for the synthesis of compound **BE** of the invention.

45 FIG. 21 is the outline for the synthesis of compound **BN** of the invention.

FIG. 22 is the outline for the synthesis of compound **CC** of the invention.

FIG. 23 is the outline for the synthesis of compound **CF** of the invention.

50 FIG. 24 is the outline for the synthesis of compound **CH** of the invention.

FIG. 25 is the outline for the synthesis of compound **CK** of the invention.

55 FIG. 26 is the outline for the synthesis of compound **CP** of the invention.

FIG. 27 is the outline for the synthesis of compound **CT** of the invention.

FIG. 28 is the outline for the synthesis of compound **CX** of the invention.

FIG. 29 is the outline for the synthesis of compound **DJ** of the invention.

5 FIG. 30 is the outline for the synthesis of complex **DM** of the invention.

FIG. 31 is the X-ray powder diffraction pattern of complex **DM** of the invention.

10 FIG. 32 is the differential scanning calorimetry spectrum of complex **DM** of the invention.

DETAILED DESCRIPTION OF THE INVENTION

Definitions

15 **[0008]** As used herein, the term "halo" means a monovalent halogen radical or atom selected from fluoro, chloro, bromo and iodo. Preferred halo groups are fluoro, chloro and bromo.

[0009] As used herein, the term "suitable substituent" means a chemically and pharmaceutically acceptable group, i.e., a moiety that does not significantly interfere with the preparation of or negate the efficacy of the inventive compounds. Such suitable substituents may be routinely chosen by those skilled in the art. Suitable substituents may be selected
20 from the group consisting of halo, C₁-C₆ alkyl, C₂-C₆ alkenyl, C₁-C₆ haloalkyl, C₁-C₆ alkoxy, C₁-C₆ haloalkoxy, C₂-C₆ alkynyl, C₃-C₈ cycloalkenyl, (C₃-C₈ cycloalkyl)C₁-C₆ alkyl, (C₃-C₈ cycloalkyl)C₂-C₆ alkenyl, (C₃-C₈ cycloalkyl)C₁-C₆ alkoxy, C₃-C₇ heterocycloalkyl, (C₃-C₇ heterocycloalkyl)C₁-C₆ alkyl, (C₃-C₇ heterocycloalkyl)C₂-C₆ alkenyl, (C₃-C₇ heterocycloalkyl)C₁-C₆ alkoxy, hydroxy, carboxy, oxo, sulfanyl, C₁-C₆ alkylsulfanyl, aryl, heteroaryl, aryloxy, heteroaryloxy, aralkyl, heteroaralkyl, aralkoxy, heteroaralkoxy, nitro, cyano, amino, C₁-C₆ alkylamino, di-(C₁-C₆ alkyl)amino, carbamoyl,
25 (C₁-C₆ alkyl)carbonyl, (C₁-C₆ alkoxy)carbonyl, (C₁-C₆ alkyl)aminocarbonyl, di-(C₁-C₆ alkyl)aminocarbonyl, arylcarbonyl, aryloxycarbonyl, (C₁-C₆ alkyl)sulfonyl, and arylsulfonyl. The groups listed above as suitable substituents are as defined hereinafter except that a suitable substituent may not be further optionally substituted.

[0010] As used herein, unless otherwise indicated, the term "alkyl" alone or in combination refers to a monovalent saturated aliphatic hydrocarbon radical having the indicated number of carbon atoms. The radical may be a linear or
30 branched chain and, where specified, optionally substituted with one to three suitable substituents as defined above. Illustrative examples of alkyl groups include, but are not limited to, methyl, ethyl, n-propyl, n-butyl, n-pentyl, n-hexyl, isopropyl, isobutyl, isopentyl, amyl, sec-butyl, tert-butyl, tert-pentyl, n-heptyl, n-octyl, n-nonyl, n-decyl, n-dodecyl, n-tetradecyl, n-hexadecyl, n-octadecyl, n-eicosyl and the like. Preferred alkyl groups include methyl, ethyl, n-propyl and isopropyl. Preferred optional suitable substituents include halo, methoxy, ethoxy, cyano, nitro and amino.

[0011] As used herein, unless otherwise indicated, the term "alkenyl" alone or in combination refers to a monovalent aliphatic hydrocarbon radical having the indicated number of carbon atoms and at least one carbon-carbon double bond. The radical may be a linear or branched chain, in the E or Z form, and where specified, optionally substituted with one
35 to three suitable substituents as defined above. Illustrative examples of alkenyl groups include, but are not limited to, vinyl, 1-propenyl, 2-propenyl, isopropenyl, 1-butenyl, 2-butenyl, isobutenyl, 2-methyl-1-propenyl, 1-pentenyl, 2-pentenyl, 4-methyl-2-pentenyl, 1,3-pentadienyl, 2,4-pentadienyl, 1,3-butadienyl and the like. Preferred alkenyl groups include vinyl, 1-propenyl and 2-propenyl. Preferred optional suitable substituents include halo, methoxy, ethoxy, cyano, nitro and amino.

[0012] As used herein, unless otherwise indicated, the term "alkynyl" alone or in combination refers to a monovalent aliphatic hydrocarbon radical having the indicated number of carbon atoms and at least one carbon-carbon triple bond. The radical may be a linear or branched chain and, where specified, optionally substituted with one to three suitable
40 substituents as defined above. Illustrative examples of alkynyl groups include, but are not limited to, ethynyl, 1-propynyl, 2-propynyl, 1-butyne, 2-butyne, 1-pentyne, 2-pentyne, 3-methyl-1-pentyne, 3-pentyne, 1-hexynyl, 2-hexynyl, 3-hexynyl and the like. Preferred alkynyl groups include ethynyl, 1-propynyl and 2-propynyl. Preferred optional suitable substituents include halo, methoxy, ethoxy, cyano, nitro and amino.

[0013] As used herein, unless otherwise indicated, the term "cycloalkyl" alone or in combination refers to a monovalent alicyclic saturated hydrocarbon radical having three or more carbons forming a carbocyclic ring and, where specified,
50 optionally substituted with one to three suitable substituents as defined above. Illustrative examples of cycloalkyl groups include, but are not limited to, cyclopropyl, cyclobutyl, cyclopentyl, cyclohexyl, cycloheptyl, cyclooctyl, cyclononyl and the like. Preferred optional suitable substituents include halo, methyl, ethyl, methoxy, ethoxy, cyano, nitro and amino.

[0014] As used herein, unless otherwise indicated, the term "cycloalkenyl" alone or in combination refers to a monovalent alicyclic hydrocarbon radical having three or more carbons forming a carbocyclic ring and at least one carbon-
55 carbon double bond and, where specified, optionally substituted with one to three suitable substituents as defined above.

[0015] Illustrative examples of cycloalkenyl groups include, but are not limited to, cyclopentenyl, cyclohexenyl and the like. Preferred optional suitable substituents include halo, methyl, ethyl, methoxy, ethoxy, cyano, nitro and amino.

[0016] As used herein, unless otherwise indicated, the terms "alkylene", "alkenylene", "cycloalkylene" and "cycloalkenylene" refer to a divalent hydrocarbon radical that is formed by removal of a hydrogen atom from an alkyl, alkenyl, cycloalkyl or cycloalkenyl radical, respectively, as such terms are defined above.

[0017] As used herein, the term "(C₃-C₁₀ cycloalkylene)(C₁-C₆ alkylene)" refers to a divalent hydrocarbon radical that is formed by bonding a C₃-C₁₀ cycloalkylene radical with C₁-C₆ alkylene radical, as such terms are defined above.

[0018] As used herein, unless otherwise indicated, the term "aryl" alone or in combination refers to a monovalent aromatic hydrocarbon radical having six to ten carbon atoms forming a carbocyclic ring and, where specified, optionally substituted with one to three suitable substituents as defined above. Illustrative examples of aryl groups include, but are not limited to, phenyl, naphthyl, tetrahydronaphthyl, indanyl and the like. Preferred aryl groups are phenyl and naphthyl, optionally mono- or disubstituted by identical or different suitable substituents selected from halo, cyano, C₁-C₃ alkyl, C₃-C₆ cycloalkyl, difluoromethyl, trifluoromethyl, C₁-C₃ alkoxy, difluoromethoxy and trifluoromethoxy.

[0019] As used herein, unless otherwise indicated, the term "heterocycloalkyl" alone or in combination refers to a cycloalkyl group as defined above in which one or more carbons in the ring is replaced by a heteroatom selected from N, S and O. Illustrative examples of heterocycloalkyl groups include, but are not limited to, pyrrolidinyl, tetrahydrofuranlyl, piperazinyl, tetrahydropyranlyl, and the like.

[0020] As used herein, unless otherwise indicated, the term "heteroaryl" alone or in combination refers to a monovalent aromatic heterocyclic radical having two to nine carbons and one to four heteroatoms selected from N, S and O forming a five- to ten-membered monocyclic or fused bicyclic ring and, where specified, optionally substituted with one to three suitable substituents as defined above. Illustrative examples of heteroaryl groups include, but are not limited to, pyridyl, pyridazinyl, pyrazinyl, pyrimidinyl, triazinyl, quinolinyl, isoquinolinyl, quinoxalinyl, quinazolinyl, benzotriazinyl, benzimidazolyl, benzopyrazolyl, benzotriazolyl, benzisoxazolyl, isobenzofuryl, isoindolyl, indoliziny, thienopyridinyl, thienopyrimidinyl, pyrazolopyrimidinyl, imidazopyridines, benzothiazolyl, benzofuranlyl, benzothieryl, indolyl, isothiazolyl, pyrazolyl, indazolyl, imidazolyl, triazolyl, tetrazolyl, oxazolyl, isoxazolyl, oxadiazolyl, thiadiazolyl, pyrrolyl, thiazolyl, furyl, thienyl and the like. Five- or six-membered monocyclic heteroaryl rings include: pyridyl, pyridazinyl, pyrazinyl, pyrimidinyl, triazinyl, isothiazolyl, pyrazolyl, imidazolyl, triazolyl, tetrazolyl, oxazolyl, isoxazolyl, oxadiazolyl, thiadiazolyl, pyrrolyl, thiazolyl, furyl, thienyl and the like. Eight- to ten-membered bicyclic heteroaryl rings having one to four heteroatoms include: quinolinyl, isoquinolinyl, quinoxalinyl, quinazolinyl, benzotriazinyl, benzimidazolyl, benzopyrazolyl, benzotriazolyl, benzisoxazolyl, isobenzofuryl, isoindolyl, indoliziny, thienopyridinyl, thienopyrimidinyl, pyrazolopyrimidinyl, imidazopyridinyl, benzothiazolyl, benzofuranlyl, benzothieryl, indolyl, indazolyl, and the like. Preferred optional suitable substitutions include one or two identical or different substituents selected from halo, cyano, C₁-C₃ alkyl, C₃-C₆ cycloalkyl, difluoromethyl, trifluoromethyl, C₁-C₃ alkoxy, difluoromethoxy and trifluoromethoxy.

[0021] As used herein, unless otherwise indicated, the terms "alkoxy" and "alkyloxy" alone or in combination refer to an aliphatic radical of the form alkyl-O-, wherein alkyl is as defined above. Illustrative examples of alkoxy groups include, but are not limited to, methoxy, ethoxy, propoxy, isopropoxy, butoxy, isobutoxy, tertiary butoxy, pentoxy, isopentoxy, neopentoxy, tertiary pentoxy, hexoxy, isohexoxy, heptoxy, octoxy and the like. Preferred alkoxy groups include methoxy and ethoxy.

[0022] As used herein, unless otherwise indicated, the term "haloalkyl" refers to an alkyl radical as described above substituted with one or more halogens. Illustrative examples of haloalkyl groups include, but are not limited to, chloromethyl, dichloromethyl, fluoromethyl, difluoromethyl, trifluoromethyl, 2,2,2-trichloroethyl and the like.

[0023] As used herein, unless otherwise indicated, the term "haloalkoxy" refers to an alkoxy radical as described above substituted with one or more halogens. Illustrative examples of haloalkoxy groups include, but are not limited to, trifluoromethoxy, difluoromethoxy and the like.

[0024] As used herein, unless otherwise indicated, the term "aralkyl" refers to an alkyl radical of one to six carbons as described above substituted with an aryl group as described above.

[0025] As used herein, unless otherwise indicated, the term "heteroaralkyl" refers to an alkyl radical of one to six carbons as described above substituted with a heteroaryl group as described above.

[0026] As used herein, unless otherwise indicated, the term "aralkoxy" refers to an alkoxy radical of one to six carbons as described above substituted with an aryl group as described above.

[0027] As used herein, unless otherwise indicated, the term "heteroaralkoxy" refers to an alkoxy radical of one to six carbons as described above substituted with a heteroaryl group as described above.

[0028] As used herein, unless otherwise indicated, the term "carbamoyl" refers to a monovalent radical of the form -C(O)NH(R), wherein R is hydrogen, C₁-C₆ alkyl, C₂-C₆ alkenyl, C₃-C₆ cycloalkyl, or aryl as such terms are defined above.

[0029] As used herein, unless otherwise indicated, the terms "di-(C₁-C₃ alkyl)amino" and "di-(C₁-C₆ alkyl)amino" alone or in combination refer to an amino group that is substituted with two groups independently selected from C₁-C₃ alkyl or C₁-C₆ alkyl, respectively.

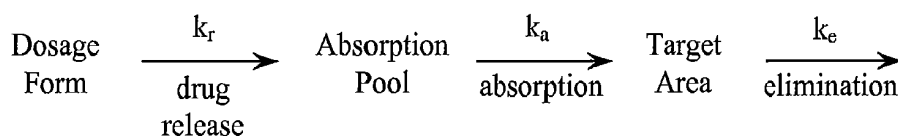
[0030] As used herein, the terms "treating" and "treatment" refer to delaying the onset of, retarding or reversing the progress of, or alleviating or preventing either the disease or condition to which the term applies, or one or more symptoms of such disease or condition.

[0031] As used herein, the term "administering" means oral administration, administration as a suppository, topical contact, intravenous, intraperitoneal, intramuscular, intralesional, intranasal or subcutaneous administration, or the implantation of a slow-release device, e.g., a mini-osmotic pump, to a subject. Administration is by any route including parenteral, and transmucosal (e.g., oral, nasal, vaginal, rectal, or transdermal). Parenteral administration includes, e.g., intravenous, intramuscular, intra-arteriole, intradermal, subcutaneous, intraperitoneal, intraventricular, and intracranial. Other modes of delivery include, but are not limited to, the use of liposomal formulations, intravenous infusion, transdermal patches, and the like.

[0032] As used herein, the term "prodrug" refers to a precursor compound that, following administration, releases the biologically active compound in vivo via some chemical or physiological process (e.g., a prodrug on reaching physiological pH or through enzyme action is converted to the biologically active compound). A prodrug itself may either lack or possess the desired biological activity.

[0033] As used herein, the term "compound" refers to a molecule produced by any means including, without limitation, synthesis in vitro or generation in situ or in vivo.

[0034] The terms "controlled release," "sustained release," "extended release," and "timed release" are intended to refer interchangeably to any drug-containing formulation in which release of the drug is not immediate, i.e., with a "controlled release" formulation, oral administration does not result in immediate release of the drug into an absorption pool. The terms are used interchangeably with "nonimmediate release" as defined in Remington: The Science and Practice of Pharmacy, 21st Ed., Gennaro, Ed., Lippencott Williams & Wilkins (2003). As discussed therein, immediate and nonimmediate release can be defined kinetically by reference to the following equation:



[0035] The "absorption pool" represents a solution of the drug administered at a particular absorption site, and k_r , k_a and k_e are first-order rate constants for (1) release of the drug from the formulation, (2) absorption, and (3) elimination, respectively. For immediate release dosage forms, the rate constant for drug release k_r is far greater than the absorption rate constant k_a . For controlled release formulations, the opposite is true, i.e., $k_r \ll k_a$, such that the rate of release of drug from the dosage form is the rate-limiting step in the delivery of the drug to the target area.

[0036] The terms "sustained release" and "extended release" are used in their conventional sense to refer to a drug formulation that provides for gradual release of a drug over an extended period of time, for example, 12 hours or more, and that preferably, although not necessarily, results in substantially constant blood levels of a drug over an extended time period.

[0037] As used herein, the term "delayed release" refers to a pharmaceutical preparation that passes through the stomach intact and dissolves in the small intestine.

General

[0038] The present invention provides compounds having an inhibitory effect on sodium-dependent glucose cotransporter SGLT, preferably SGLT2. Some compounds according to the present invention also have an inhibitory effect on sodium-dependent glucose cotransporter SGLT1. Owing to their ability to inhibit SGLT, the compounds of the present invention are suitable for the treatment and/or prevention of any and all conditions and diseases that are affected by inhibition of SGLT activity, particularly SGLT2 activity. Therefore, the compounds of the present invention are suitable for the prevention and treatment of diseases and conditions, particularly metabolic disorders, including but not limited to type 1 and type 2 diabetes mellitus, hyperglycemia, diabetic complications (such as retinopathy, nephropathy [e.g., progressive renal disease], neuropathy, ulcers, micro- and macroangiopathies, and diabetic foot disease), insulin resistance, metabolic syndrome (Syndrome X), hyperinsulinemia, hypertension, hyperuricemia, obesity, edema, dyslipidemia, chronic heart failure, atherosclerosis and related diseases.

[0039] The present invention also provides pharmaceutically acceptable salts and prodrugs of compounds according to the present invention.

[0040] The present invention further provides pharmaceutical compositions comprising an effective amount of a compound or mixture of compounds according to the present invention, or a pharmaceutically acceptable salt or prodrug thereof, in a pharmaceutically acceptable carrier.

[0041] The present invention further provides synthetic intermediates and processes for preparing the compounds of the present invention.

[0042] The present invention also provides methods of using the compounds according to the present invention,

independently or in combination with other therapeutic agents, for treating diseases and conditions which may be affected by SGLT inhibition.

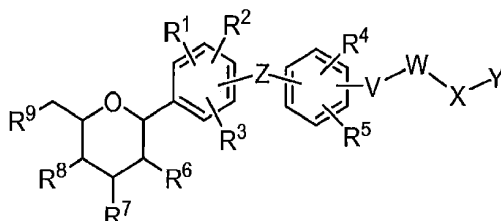
[0043] The present invention also provides methods of using the compounds according to the present invention for the preparation of a medicament for treating diseases and conditions which may be affected by SGLT inhibition.

Detailed Embodiments

Compound and Preparative Methods

[0044] In one aspect, the present invention provides for compounds of Formula I:

I



wherein

V represents oxygen; sulfur; SO; SO₂; or a single bond;

W represents C₁-C₆ alkylene, C₂-C₆ alkenylene, C₂-C₆ alkynylene, C₃-C₁₀ cycloalkylene, C₅-C₁₀ cycloalkenylene, or (C₃-C₁₀ cycloalkylene)(C₁-C₆ alkylene) where the C₃-C₁₀ cycloalkylene portion bonds to V and the C₁-C₆ alkylene portion bonds to X, and wherein alkylene, alkenylene, alkynylene, cycloalkylene, and cycloalkenylene groups or portions optionally may be partly or completely fluorinated and may be mono- or disubstituted by identical or different substituents selected from chlorine, hydroxy, C₁-C₃ alkyl, C₁-C₃ alkoxy, C₃-C₆ cycloalkyl, C₃-C₆ cycloalkyloxy, C₅-C₁₀ cycloalkenyl or C₅-C₁₀ cycloalkenyloxy, and

in cycloalkylene and cycloalkenylene groups or portions one or two methylene groups are optionally replaced independently of one another by O, S, CO, SO, SO₂ or NR^b, and one or two methyne groups are optionally replaced by N;

X represents oxygen; sulfur; SO; or SO₂;

Y represents hydrogen, C₁-C₆ alkyl, C₁-C₆ haloalkyl, C₁-C₆ hydroxyalkyl, C₂-C₆ alkenyl, C₂-C₆ alkynyl, C₃-C₁₀ cycloalkyl, C₅-C₁₀ cycloalkenyl, (C₃-C₁₀ cycloalkyl)C₁-C₄ alkyl, (C₅-C₁₀ cycloalkenyl)C₁-C₃ alkyl, (C₃-C₁₀ cycloalkyl)C₂-C₄ alkenyl, C₃-C₆ cycloalkylidenemethyl, (C₅-C₁₀ cycloalkenyl)C₂-C₄ alkenyl, (C₁-C₄ alkyloxy)C₁-C₃ alkyl, (C₂-C₄ alkenyloxy)C₁-C₃ alkyl, (C₃-C₁₀ cycloalkyloxy)C₁-C₃ alkyl, (C₅-C₁₀ cycloalkenyloxy)C₁-C₃ alkyl, (amino)C₁-C₃ alkyl, (C₁-C₄ alkylamino)C₁-C₃ alkyl, di-(C₁-C₃ alkylamino)C₁-C₃ alkyl, (C₁-C₆ alkyl)carbonyl(C₁-C₃)alkyl, (C₂-C₆ alkenyl)carbonyl(C₁-C₃)alkyl, (C₂-C₆ alkynyl)carbonyl(C₁-C₃)alkyl, (arylcarbonyl)C₁-C₃ alkyl, (heteroarylcarbonyl)C₁-C₃ alkyl, (C₁-C₆ alkylsulfonyl)C₁-C₃ alkyl, (C₂-C₆ alkenylsulfonyl)C₁-C₃ alkyl, (C₂-C₆ alkynylsulfonyl)C₁-C₃ alkyl, (arylsulfonyl)C₁-C₃ alkyl, (heteroarylsulfonyl)C₁-C₃ alkyl, (C₁-C₆ alkyl)aminocarbonyl(C₁-C₃)alkyl, (C₂-C₆ alkenyl)aminocarbonyl(C₁-C₃)alkyl, (C₂-C₆ alkynyl)aminocarbonyl(C₁-C₃)alkyl, (arylaminocarbonyl)C₁-C₃ alkyl, (heteroarylaminocarbonyl)C₁-C₃ alkyl, (C₁-C₆ alkyl)carbonyl, (C₂-C₆ alkenyl)carbonyl, (C₂-C₆ alkynyl)carbonyl, arylcarbonyl, heteroarylcarbonyl, (C₁-C₆ alkyl)sulfonyl, (C₂-C₆ alkenyl)sulfonyl, (C₂-C₆ alkynyl)sulfonyl, arylsulfonyl or heteroarylsulfonyl;

wherein alkyl, alkenyl, alkynyl, cycloalkyl and cycloalkenyl groups or portions optionally may be partly or completely fluorinated and may be mono- or disubstituted by identical or different substituents selected from chlorine, hydroxy, C₁-C₃ alkyl, C₁-C₃ alkoxy, C₃-C₆ cycloalkyl, C₃-C₆ cycloalkyloxy, C₅-C₁₀ cycloalkenyl, C₅-C₁₀ cycloalkenyloxy, and NR^bR^c, and

in cycloalkyl and cycloalkenyl groups or portions one or two methylene groups are optionally replaced independently of one another by O, S, CO, SO, SO₂ or NR^b, and one or two methyne groups are optionally replaced by N, wherein the heterocycle formed by said optional replacement is other than heteroaryl, and

wherein when V represents oxygen, sulfur or a single bond and W represents C₁-C₆ alkylene, then Y is other than hydrogen, C₁-C₆ alkyl or (C₃-C₁₀ cycloalkyl)C₁-C₄ alkyl, and when V represents oxygen, W represents C₃-C₁₀ cycloalkylene and X represents oxygen, then Y is other than hydrogen, C₁-C₆ alkyl, or trifluoromethyl, and

when V represents a single bond and W represents C₂-C₆ alkenylene, C₂-C₆ alkynylene, C₃-C₁₀ cycloalkylene or C₅-C₁₀ cycloalkenylene, then Y is other than hydrogen, C₁-C₆ alkyl or (C₃-C₁₀ cycloalkyl)C₁-C₄ alkyl;

and when V represents oxygen, sulfur, SO or SO₂, W represents C₂-C₆ alkenylene or C₂-C₆ alkynylene, and Y represents C₃-C₁₀ cycloalkyl or C₅-C₁₀ cycloalkenyl, then X may also represent a single bond;

or X represents NR^a and Y represents C₁-C₆ alkylsulfonyl, C₂-C₆ alkenylsulfonyl, C₂-C₆ alkynylsulfonyl, arylsulfonyl, heteroarylsulfonyl, C₁-C₆ alkylsulfinyl, arylsulfinyl, heteroarylsulfinyl, (C₁-C₆ alkyl)carbonyl, (C₂-C₆ alkenyl)carbonyl, (C₂-C₆ alkynyl)carbonyl, arylcarbonyl, heteroarylcarbonyl, (C₁-C₆ alkyl)aminocarbonyl, (C₂-C₆ alkenyl)aminocarbonyl, (C₂-C₆ alkynyl)aminocarbonyl, arylaminocarbonyl, heteroarylaminocarbonyl, (C₁-C₆ alkylsulfonyl)C₁-C₃ alkyl, (C₂-C₆ alkenylsulfonyl)C₁-C₃ alkyl, (C₂-C₆ alkynylsulfonyl)C₁-C₃ alkyl, (arylsulfonyl)C₁-C₃ alkyl, (heteroarylsulfonyl)C₁-C₃ alkyl, (C₁-C₆ alkylsulfinyl)C₁-C₃ alkyl, (arylsulfinyl)C₁-C₃ alkyl, (heteroarylsulfinyl)C₁-C₃ alkyl, (C₁-C₆ alkyl)aminocarbonyl(C₁-C₃)alkyl, (C₂-C₆ alkenyl)aminocarbonyl(C₁-C₃)alkyl, (C₂-C₆ alkynyl)aminocarbonyl(C₁-C₃)alkyl, (arylamino carbonyl)C₁-C₃ alkyl or (heteroarylamino carbonyl)C₁-C₃ alkyl;

wherein alkyl, alkenyl and alkynyl portions may be partly or completely fluorinated, and when R^a represents H or (C₁-C₄ alkyl)carbonyl, then Y is other than (C₁-C₆ alkyl)carbonyl or arylcarbonyl;

Z represents oxygen; sulfur; SO; SO₂; 1,1-cyclopropylene; carbonyl; or methylene optionally substituted with one to two substituents independently selected from halo, hydroxy, C₁-C₆ alkyl, C₁-C₆ alkoxy, C₃-C₆ cycloalkyl and C₃-C₆ cycloalkyloxy;

R¹, R² and R³ each independently represent hydrogen, halo, hydroxy, C₁-C₆ alkyl, C₂-C₆ alkenyl, C₂-C₆ alkynyl, C₃-C₁₀ cycloalkyl, C₅-C₁₀ cycloalkenyl, C₁-C₆ alkyloxy, C₃-C₁₀ cycloalkyloxy, cyano or nitro, wherein alkyl and cycloalkyl groups or portions optionally may be mono- or polysubstituted by fluorine, or

in the event that R¹ and R² are bound to two adjacent C atoms of the phenyl ring, R¹ and R² may be joined together such that R¹ and R² together form a C₃-C₅ alkylene, C₃-C₅ alkenylene or butadienylene bridge, which may be partly or completely fluorinated and may be mono- or disubstituted by identical or different substituents selected from chlorine, hydroxy, C₁-C₃ alkoxy and C₁-C₃ alkyl, and wherein one or two methylene groups are optionally replaced independently of one another by O, S, CO, SO, SO₂ or NR^b, and wherein one or two methyne groups optionally may be replaced by N;

R⁴ and R⁵ each independently represent hydrogen, halo, cyano, nitro, hydroxy, C₁-C₆ alkyl, C₃-C₁₀ cycloalkyl, C₁-C₃ alkyloxy or C₃-C₁₀ cycloalkyloxy, wherein alkyl and cycloalkyl groups or portions optionally may be mono- or polysubstituted by fluorine, or if R⁴ and R⁵ are bound to two adjacent C atoms of the phenyl ring, R⁴ and R⁵ optionally may be joined together such that R⁴ and R⁵ together form a C₃-C₅ alkylene, C₃-C₅ alkenylene or butadienylene bridge, which may be partly or completely fluorinated and mono- or disubstituted by identical or different substituents selected from chlorine, hydroxy, C₁-C₃ alkoxy and C₁-C₃ alkyl, and wherein one or two methylene groups are optionally replaced independently of one another by O, S, CO, SO, SO₂ or NR^b, and wherein one or two methyne groups may be replaced by N;

R⁶, R⁷, R⁸ and R⁹ each independently represent hydroxy, (C₁-C₁₈ alkyl)carbonyloxy, (C₁-C₁₈ alkyl)oxycarbonyloxy, arylcarbonyloxy, aryl-(C₁-C₃ alkyl)carbonyloxy, (C₃-C₁₀ cycloalkyl)carbonyloxy, hydrogen, halo, C₁-C₆ alkyl, C₂-C₆ alkenyl, C₂-C₆ alkynyl, (C₃-C₁₀)cycloalkyl-(C₁-C₃)alkyl, (C₅-C₇)cycloalkenyl-(C₁-C₃)alkyl, aryl-(C₁-C₃)alkyl, heteroaryl-(C₁-C₃)alkyl, C₁-C₆ alkyloxy, C₂-C₆ alkenyloxy, C₂-C₆ alkynyloxy, C₃-C₇ cycloalkyloxy, C₅-C₇ cycloalkenyloxy, aryloxy, heteroaryloxy, (C₃-C₇)cycloalkyl-(C₁-C₃)alkyloxy, (C₅-C₇)cycloalkenyl-(C₁-C₃)alkyloxy, aryl-(C₁-C₃)alkyloxy, heteroaryl-(C₁-C₃)alkyloxy, aminocarbonyl, hydroxycarbonyl, (C₁-C₄ alkyl)aminocarbonyl, di-(C₁-C₃ alkyl)aminocarbonyl, (C₁-C₄ alkyloxy)carbonyl, aminocarbonyl-(C₁-C₃)alkyl, (C₁-C₄ alkyl)aminocarbonyl-(C₁-C₃)alkyl, di-(C₁-C₃ alkyl)aminocarbonyl-(C₁-C₃)alkyl, hydroxycarbonyl-(C₁-C₃)alkyl, (C₁-C₄ alkyloxy)carbonyl-(C₁-C₃)alkyl, (C₃-C₇)cycloalkyloxy-(C₁-C₃)alkyl, (C₅-C₇)cycloalkenyloxy-(C₁-C₃)alkyl, aryloxy-(C₁-C₃)alkyl, heteroaryloxy-(C₁-C₃)alkyl, C₁-C₄ alkylsulfonyloxy, arylsulfonyloxy, aryl-(C₁-C₃)alkylsulfonyloxy, trimethylsilyloxy, *t*-butyldimethylsilyloxy, or cyano;

wherein alkyl, alkenyl, alkynyl, cycloalkyl and cycloalkenyl groups or portions optionally may be partly or completely fluorinated and may be mono- or disubstituted by identical or different substituents selected from chlorine, hydroxy, C₁-C₃ alkoxy and C₁-C₃ alkyl, and in cycloalkyl and cycloalkenyl groups or portions one or two methylene groups are optionally replaced independently of one another by NR^b, O, S, CO, SO or SO₂, and when Y is hydrogen or C₁-C₆ alkyl, then both R⁸ and R⁹ are hydroxy;

R^a independently represents H, C₁-C₆ alkyl, C₃-C₆ cycloalkyl or (C₁-C₄ alkyl)carbonyl, wherein alkyl and cycloalkyl groups or portions optionally may be partly or completely fluorinated;

R^b independently represents H, C₁-C₄ alkyl or (C₁-C₄ alkyl)carbonyl, wherein alkyl groups or portions optionally may be partly or completely fluorinated;

R^c independently represents H, C₁-C₄ alkyl, C₃-C₆ cycloalkyl, CHR^dR^e, SO₂R^d, C(O)OR^d or C(O)NR^dR^e, wherein alkyl and cycloalkyl groups optionally may be partly or completely fluorinated; and

R^d and R^e each independently represent H or C₁-C₆ alkyl, wherein alkyl groups optionally may be partly or completely fluorinated.

[0045] In another aspect, the present invention provides for compounds of Formula I, wherein the substituent groups are defined as above, except when V represents oxygen, sulfur or a single bond, and W represents C₁-C₆ alkylene, then Y may also represent (C₃-C₁₀ cycloalkyl)C₁-C₄ alkyl, wherein in the cycloalkyl portion of Y one or two methylene groups are replaced independently of one another by O, S, CO, SO, SO₂ or NR^b, and/or one or two methyne groups are replaced by N, wherein the heterocycle formed by said replacement is other than heteroaryl.

[0046] The style used above and hereinafter, in which a bond of a substituent on a phenyl group is shown ending near the center of the phenyl ring, denotes, unless otherwise stated, that this substituent may be bound to any free position of the phenyl group bearing a hydrogen atom.

[0047] The present invention includes all tautomers and stereoisomers of compounds of Formula I, either in admixture or in pure or substantially pure form. The compounds of the present invention can have asymmetric centers at the carbon atoms, and therefore the compounds of Formula I can exist in diastereomeric or enantiomeric forms or mixtures thereof. All conformational isomers (e.g., cis and trans isomers) and all optical isomers (e.g., enantiomers and diastereomers), racemic, diastereomeric and other mixtures of such isomers, as well as solvates, hydrates, isomorphs, polymorphs and tautomers are within the scope of the present invention. Compounds according to the present invention can be prepared using diastereomers, enantiomers or racemic mixtures as starting materials. Furthermore, diastereomer and enantiomer products can be separated by chromatography, fractional crystallization or other methods known to those of skill in the art.

[0048] The present invention also provides for the prodrugs of compounds of Formula I. Prodrugs of compounds of the invention include, but are not limited to, carboxylate esters, carbonate esters, hemi-esters, phosphorus esters, nitro esters, sulfate esters, sulfoxides, amides, carbamates, azo compounds, phosphamides, glycosides, ethers, acetals, and ketals. Prodrug esters and carbonates may be formed, for example, by reacting one or more hydroxyl groups of compounds of Formula I with alkyl, alkoxy or aryl substituted acylating reagents using methods known to those of skill in the art to produce methyl carbonates, acetates, benzoates, pivalates and the like. Illustrative examples of prodrug esters of the compounds of the present invention include, but are not limited to, compounds of Formula I having a carboxyl moiety wherein the free hydrogen is replaced by C₁-C₄ alkyl, C₁-C₇ alkanoyloxymethyl, 1-((C₁-C₅)alkanoyloxy)ethyl, 1-methyl-1-((C₁-C₅)alkanoyloxy)-ethyl, C₁-C₅ alkoxycarbonyloxymethyl, 1-((C₁-C₅)alkoxycarbonyloxy)ethyl, 1-methyl-1-((C₁-C₅)alkoxycarbonyloxy)ethyl, N-((C₁-C₅)alkoxycarbonyl)aminomethyl, 1-(N-((C₁-C₅)alkoxycarbonyl)amino)ethyl, 3-phthalidyl, 4-crotonolactonyl, gamma-butyrolacton-4-yl, di-N,N-(C₁-C₂)alkylamino(C₂-C₃)alkyl (e.g., beta-dimethyl-aminoethyl), carbamoyl-(C₁-C₂)alkyl, N,N-di(C₁-C₂)alkylcarbamoyl-(C₁-C₂)alkyl and piperidino-, pyrrolidino- or morpholino(C₂-C₃)alkyl. Oligopeptide modifications and biodegradable polymer derivatives (as described, for example, in Int. J. Pharm. 115, 61-67, 1995) are within the scope of the invention. Methods for selecting and preparing suitable prodrugs are provided, for example, in the following: T. Higuchi and V. Stella, "Prodrugs as Novel Delivery Systems," Vol. 14, ACS Symposium Series, 1975; H. Bundgaard, "Design of Prodrugs," Elsevier, 1985; and "Bioreversible Carriers in Drug Design," ed. Edward Roche, American Pharmaceutical Association and Pergamon Press, 1987.

[0049] The present invention also provides for the pharmaceutically acceptable salts of compounds of Formula I and prodrugs thereof. The acids that can be used as reagents to prepare the pharmaceutically acceptable acid addition salts of the basic compounds of this invention are those which form non-toxic acid addition salts, i.e., salts containing pharmacologically acceptable anions (such as the hydrochloride, hydrobromide, hydroiodide, nitrate, sulfate, bisulfate, phosphate, acid phosphate, acetate, lactate, citrate, acid citrate, tartrate, bitartrate, succinate, maleate, fumarate, gluconate, saccharate, benzoate, methanesulfonate, ethanesulfonate, benzenesulfonate, p-toluenesulfonate and pamoate (1,1'-methylene-bis-2-hydroxy-3-naphthoate) salts). The bases that can be used as reagents to prepare the pharmaceutically

acceptable base salts of the acidic compounds of the present invention are those that form non-toxic base salts with such compounds, including, but not limited to, those derived from pharmacologically acceptable cations such as alkali metal cations (e.g., potassium, lithium and sodium) and alkaline earth metal cations (e.g., calcium and magnesium), ammonium or water-soluble amine addition salts such as N-methylglucamine (meglumine), and the lower alkanolammonium and other base salts of pharmaceutically acceptable organic amines (e.g., methylamine, ethylamine, propylamine, dimethylamine, triethanolamine, diethylamine, t-butylamine, t-octylamine, trimethylamine, triethylamine, ethylenediamine, hydroxyethylamine, morpholine, piperazine, dehydroabietylamine, lysine and guanidine).

[0050] The present invention also includes isotopically-labeled compounds of Formula I, wherein one or more atoms are replaced by one or more atoms having specific atomic mass or mass numbers. Examples of isotopes that can be incorporated into compounds of the invention include, but are not limited to, isotopes of hydrogen, carbon, nitrogen, oxygen, fluorine, sulfur, and chlorine (such as ^2H , ^3H , ^{13}C , ^{14}C , ^{15}N , ^{18}O , ^{17}O , ^{18}F , ^{35}S and ^{36}Cl). Isotopically-labeled compounds of Formula I and prodrugs thereof, as well as isotopically-labeled, pharmaceutically acceptable salts of compounds of Formula I and prodrugs thereof, are within the scope of the present invention. Isotopically-labeled compounds of the present invention are useful in assays of the tissue distribution of the compounds and their prodrugs and metabolites; preferred isotopes for such assays include ^3H and ^{14}C . In addition, in certain circumstances substitution with heavier isotopes, such as deuterium (^2H), can provide increased metabolic stability, which offers therapeutic advantages such as increased in vivo half-life or reduced dosage requirements. Isotopically-labeled compounds of this invention and prodrugs thereof can generally be prepared according to the methods described herein by substituting an isotopically-labeled reagent for a non-isotopically labeled reagent.

[0051] Optionally, the compounds of Formula I may be reacted with a complex forming reagent, such as the D or L enantiomer of a natural amino acid, in a suitable solvent to form the corresponding crystalline complex, such as the amino acid complex, of the compound of Formula I. Amino acid complexes of compounds of Formula I may be formed by mixing an amino acid with the purified compound in a suitable solvent or with a crude reaction mixture containing the compound and other reagents.

[0052] In preferred embodiments, V represents oxygen, sulfur, or a single bond. In particularly preferred embodiments, V represents oxygen or a single bond.

[0053] In preferred embodiments, W represents $\text{C}_1\text{-C}_6$ alkylene, $\text{C}_2\text{-C}_6$ alkenylene, $\text{C}_2\text{-C}_6$ alkynylene, $\text{C}_3\text{-C}_{10}$ cycloalkylene, or $(\text{C}_3\text{-C}_{10} \text{ cycloalkylene})(\text{C}_1\text{-C}_6 \text{ alkylene})$. In particularly preferred embodiments, W represents $\text{C}_1\text{-C}_6$ alkylene, $\text{C}_2\text{-C}_6$ alkenylene, or $\text{C}_2\text{-C}_6$ alkynylene.

[0054] In preferred embodiments, X represents oxygen, sulfur, a single bond, or NR^a . In particularly preferred embodiments, X represents oxygen or a single bond.

[0055] In preferred embodiments, Y represents hydrogen, $\text{C}_1\text{-C}_6$ alkyl, $\text{C}_1\text{-C}_6$ haloalkyl, $\text{C}_1\text{-C}_6$ hydroxyalkyl, $\text{C}_2\text{-C}_6$ alkenyl, $\text{C}_2\text{-C}_6$ alkynyl, $\text{C}_3\text{-C}_{10}$ cycloalkyl, $(\text{C}_3\text{-C}_{10} \text{ cycloalkyl})\text{C}_1\text{-C}_4$ alkyl, $(\text{C}_1\text{-C}_4 \text{ alkyloxy})\text{C}_1\text{-C}_3$ alkyl, $(\text{C}_3\text{-C}_{10} \text{ cycloalkyloxy})\text{C}_1\text{-C}_3$ alkyl, (amino) $\text{C}_1\text{-C}_3$ alkyl, $(\text{C}_1\text{-C}_4 \text{ alkylamino})\text{C}_1\text{-C}_3$ alkyl, $(\text{C}_1\text{-C}_6 \text{ alkyl})\text{carbonyl}$, $(\text{C}_2\text{-C}_6 \text{ alkenyl})\text{carbonyl}$, $(\text{C}_2\text{-C}_6 \text{ alkynyl})\text{carbonyl}$, $(\text{C}_1\text{-C}_6 \text{ alkyl})\text{sulfonyl}$, $(\text{C}_2\text{-C}_6 \text{ alkenyl})\text{sulfonyl}$, or $(\text{C}_2\text{-C}_6 \text{ alkynyl})\text{sulfonyl}$, wherein alkyl, alkenyl, alkynyl and cycloalkyl groups or portions optionally may be partly or completely fluorinated and may be mono- or disubstituted by identical or different substituents selected from chlorine, hydroxy, $\text{C}_1\text{-C}_3$ alkyl, $\text{C}_1\text{-C}_3$ alkoxy, and $\text{C}_3\text{-C}_6$ cycloalkyl, and in cycloalkyl groups or portions one or two methylene groups are optionally replaced independently of one another by O, S, CO, SO, SO_2 or NR^b , and one or two methyne groups are optionally replaced by N. In particularly preferred embodiments, Y represents hydrogen, $\text{C}_1\text{-C}_6$ alkyl, $\text{C}_1\text{-C}_6$ haloalkyl, $\text{C}_2\text{-C}_6$ alkenyl, $\text{C}_2\text{-C}_6$ alkynyl, $\text{C}_3\text{-C}_{10}$ cycloalkyl, or $(\text{C}_1\text{-C}_4 \text{ alkyloxy})\text{C}_1\text{-C}_3$ alkyl.

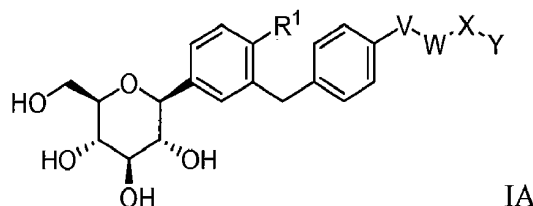
[0056] In preferred embodiments, Z represents oxygen, sulfur, or methylene optionally substituted with one to two substituents independently selected from halo, hydroxy, $\text{C}_1\text{-C}_6$ alkyl, $\text{C}_1\text{-C}_6$ alkoxy, $\text{C}_3\text{-C}_6$ cycloalkyl and $\text{C}_3\text{-C}_6$ cycloalkyloxy. In particularly preferred embodiments, Z represents methylene.

[0057] In preferred embodiments, R^1 , R^2 and R^3 each independently represent hydrogen, halo, hydroxy, $\text{C}_1\text{-C}_6$ alkyl, $\text{C}_2\text{-C}_6$ alkenyl, $\text{C}_2\text{-C}_6$ alkynyl, $\text{C}_3\text{-C}_{10}$ cycloalkyl, $\text{C}_1\text{-C}_6$ alkyloxy, or cyano. In particularly preferred embodiments, R^1 , R^2 and R^3 each independently represent hydrogen, halo or $\text{C}_1\text{-C}_6$ alkyl. In more particularly preferred embodiments, R^1 represents hydrogen, halo or $\text{C}_1\text{-C}_6$ alkyl and R^2 and R^3 both represent hydrogen.

[0058] In preferred embodiments, R^4 and R^5 each independently represent hydrogen, halo, hydroxy, $\text{C}_1\text{-C}_6$ alkyl, $\text{C}_2\text{-C}_6$ alkenyl, $\text{C}_2\text{-C}_6$ alkynyl, $\text{C}_3\text{-C}_{10}$ cycloalkyl, $\text{C}_1\text{-C}_6$ alkyloxy, or cyano. In particularly preferred embodiments, R^4 and R^5 each independently represent hydrogen, halo or $\text{C}_1\text{-C}_6$ alkyl. In more particularly preferred embodiments, R^4 and R^5 both represent hydrogen.

[0059] In preferred embodiments, R^6 , R^7 , R^8 and R^9 each independently represent hydroxy, halo, $\text{C}_1\text{-C}_6$ alkyl, $\text{C}_1\text{-C}_6$ alkyloxy, $(\text{C}_3\text{-C}_7)\text{cycloalkyloxy}$, aryloxy or $(\text{C}_3\text{-C}_7)\text{cycloalkyl}(\text{C}_1\text{-C}_3)\text{alkyloxy}$, wherein alkyl and cycloalkyl groups or portions may be partly or completely fluorinated. In particularly preferred embodiments, R^6 , R^7 , R^8 and R^9 each represent hydroxy.

[0060] As noted above, Formula IA represents still other preferred embodiments:



IA

wherein R^1 represents hydrogen, halo or C_1 - C_6 alkyl; V represents oxygen or a single bond; W represents C_1 - C_6 alkylene, C_2 - C_6 alkenylene, C_2 - C_6 alkynylene, C_3 - C_{10} cycloalkylene, or (C_3 - C_{10} cycloalkylene)(C_1 - C_6 alkylene); X represents oxygen, a single bond, or NR^a ; and Y represents hydrogen, C_1 - C_6 alkyl, C_1 - C_6 haloalkyl, C_1 - C_6 hydroxyalkyl, C_2 - C_6 alkenyl, C_2 - C_6 alkynyl, C_3 - C_{10} cycloalkyl, (C_3 - C_{10} cycloalkyl) C_1 - C_4 alkyl, (C_1 - C_4 alkyloxy) C_1 - C_3 alkyl, (C_3 - C_{10} cycloalkyloxy) C_1 - C_3 alkyl, (amino) C_1 - C_3 alkyl, (C_1 - C_4 alkylamino) C_1 - C_3 alkyl, (C_1 - C_6 alkyl)carbonyl, (C_2 - C_6 alkenyl)carbonyl, (C_2 - C_6 alkynyl)carbonyl, (C_1 - C_6 alkyl)sulfonyl, (C_2 - C_6 alkenyl)sulfonyl, or (C_2 - C_6 alkynyl)sulfonyl, wherein alkyl, alkenyl, alkynyl and cycloalkyl groups or portions optionally may be partly or completely fluorinated and may be mono- or disubstituted by identical or different substituents selected from chlorine, hydroxy, C_1 - C_3 alkyl, C_1 - C_3 alkoxy, and C_3 - C_6 cycloalkyl, and in cycloalkyl groups or portions one or two methylene groups are optionally replaced independently of one another by O, S, CO, SO, SO_2 or NR^b , and one or two methyne groups are optionally replaced by N.

[0061] In another aspect, the present invention includes the compounds of Formula I and pharmaceutically acceptable salts, prodrugs and/or isotopically labeled compounds thereof, wherein alkyl, alkenyl, alkynyl, cycloalkyl, cycloalkenyl, aryl and heteroaryl groups or portions are optionally substituted with one to three suitable substituents as defined above.

[0062] In other aspects, the present invention provides intermediates and processes useful for preparing the intermediates below as well as the compounds of Formula I, and pharmaceutically acceptable salts and prodrugs thereof.

[0063] Such processes are outlined in the following general preparative methods depicted in Schemes I - III (FIGS. 1 - 3), with more detailed particular examples being presented below in the experimental section describing the working examples. By following the general preparative methods discussed below, or employing variations or alternative methods, the compounds of the invention can be readily prepared by the use of chemical reactions and procedures known to those of skill in the art. Unless otherwise specified, the variables (e.g., R groups) denoting groups in the general methods described below have the meanings as hereinbefore defined.

[0064] Those of skill in the art will recognize that compounds of the invention with each described functional group are generally prepared using slight variations of the below-listed general methods. Within the scope of each method, functional groups which are suitable to the reaction conditions are used. Functional groups which might interfere with certain reactions are presented in protected forms where necessary, and the removal of such protective groups is completed at appropriate stages by methods well known to those skilled in the art.

[0065] In certain cases compounds of the invention can be prepared from other compounds of the invention by elaboration, transformation, exchange and the like of the functional groups present. Such elaboration includes, but is not limited to, hydrolysis, reduction, oxidation, alkylation, acylation, esterification, amidation and dehydration. Such transformations can in some instances require the use of protecting groups by the methods disclosed in T. W. Greene and P.G.M. Wuts, *Protective Groups in Organic Synthesis*; Wiley: New York, (1999), and incorporated herein by reference. Such methods would be initiated after synthesis of the desired compound or at another place in the synthetic route that would be readily apparent to one skilled in the art.

[0066] In another aspect, the present invention provides for synthetic intermediates useful for preparing the compounds of Formula I, and pharmaceutically acceptable salts and prodrugs thereof, according to the general preparative methods discussed below and other processes known to those of skill in the art.

[0067] When the following abbreviations and acronyms are used throughout the disclosure, they have the following meanings: Ac_2O , acetic anhydride; $AcOEt$, ethyl acetate; $AcOH$, acetic acid; AIBN, azobis(isobutyronitrile); $AlBr_3$, aluminum bromide; $AlCl_3$, aluminum chloride; BBr_3 , boron tribromide; $BF_3 \cdot Et_2O$, boron trifluoride etherate; $n-BuLi$, *n*-butyllithium; $s-BuLi$, *s*-butyllithium; $t-BuLi$, *t*-butyllithium; $t-BuOK$, potassium *tert*-butoxide; $CaCl_2$, calcium chloride; calc., calculated; CCl_4 , carbon tetrachloride; CD_3OD , methanol-*d*₄; $CDCl_3$, chloroform-*d*; CF_3SO_3H , trifluoromethanesulfonic acid; CH_2Cl_2 , methylene chloride; CH_2I_2 , methylene iodide; CH_3CN , acetonitrile; $(COCl)_2$, oxalyl chloride; cod, 1,5-cyclooctadiene; Cs_2CO_3 , cesium carbonate; DAST, (diethylamino)sulfur trifluoride; DCM, dichloromethane; DMAP, 4-dimethylaminopyridine; DMEM, Dulbecco's Modified Eagle Medium; DMF, *N,N*-dimethylformamide; DMP, Dess-Martin periodinane; DMSO, dimethylsulfoxide; EA, ethyl acetate; $EDCl$, 1-(3-dimethylaminopropyl)-3-ethylcarbodiimide hydrochloride; eq, equivalents; Et, ethyl; Et_3N , triethylamine; Et_3SiH , triethylsilane; Et_3SiO , triethylsilyloxy; $EtOAc$, ethyl acetate; $EtOH$, ethanol; FBS, fetal bovine serum; $FSO_2CF_2CO_2H$, 2,2-difluoro-2-(fluorosulfonyl)acetic acid; h, hour; H_2 , hydrogen gas; H_2SO_4 , sulfuric acid; Hepes, 4-(2-hydroxyethyl)-1-piperazineethanesulfonic acid; 1H NMR, proton nuclear magnetic resonance; HOBt, 1-hydroxybenzotriazole; HPLC, high performance liquid chromatography; K_2CO_3 , potassium carbonate; K_2CrO_7 , potassium dichromate; $KN(TMS)_2$, potassium bis(trimethylsilyl)amide; KOH, potassium hydroxide; LC-ESI-

MS, liquid chromatography electrospray ionization mass spectrometry; LC-MS, liquid chromatography - mass spectroscopy; Lg, leaving group; LiOH·H₂O, lithium hydroxide monohydrate; Me, methyl; MeCN, acetonitrile; MeOH, methanol; MeSO₃H, methanesulfonic acid; Mg, magnesium; MgCl₂, magnesium chloride; min, minute; MS ESI, mass spectroscopy with electrospray ionization; MsOH, methanesulfonic acid; NaBH₃CN, sodium cyanoborohydride; NaH, sodium hydride; NaHCO₃, sodium bicarbonate; NaHSO₃, sodium bisulfite; NaOAc, sodium acetate; NaOH, sodium hydroxide; Na₂SO₄, sodium sulfate; NBS, N-bromosuccinimide; NCS, N-chlorosuccinimide; NH₄Cl, ammonium chloride; NIS, N-iodosuccinimide; O₃, ozone; Pd/C, palladium on carbon; PdCl₂, palladium (II) chloride; PE, petroleum ether; Ph, phenyl; Ph₃PCH₃I (or Ph₃PMel), methyltriphenylphosphonium iodide; POCl₃, phosphorus oxychloride; PPh₃, triphenylphosphine; R_f, retention factor; SnBu₃, tributyltin; SOCl₂, thionyl chloride; TBAI, tetrabutylammonium iodide; TFA, trifluoroacetic acid; THF, tetrahydrofuran; TLC, thin layer chromatography; TMS, trimethylsilyl; TMSCN, trimethylsilyl cyanide; Tris, trishydroxymethylaminomethane (or 2-amino-2-(hydroxymethyl)propane-1,3-diol); TsCl, toluenesulfonyl chloride; TsOH, toluenesulfonic acid; ZnEt₂, diethyl zinc.

General Synthesis Method of Scheme I

[0068] Inventive compounds of formula **12** can be conveniently prepared according to the reaction sequences as shown in Scheme I (FIG. 1). Acid **1**, which may be commercially available or prepared according to conventional methods known to those of skill in the art, is converted to acid chloride **2** by an acylation agent such as oxalyl chloride, SOCl₂, POCl₃ or the like. Intermediate **2** is reacted with alkoxybenzene **3** under conditions aided by Lewis acid, such as AlCl₃ or AlBr₃, to provide ketone **4**. The ketone group of intermediate **4** is reduced to methylene with a reducing agent such as Et₃SiH in the presence of a Lewis acid such as BF₃·Et₂O or TFA, and treatment with Lewis acid such as BBr₃ to give phenol **5**. Intermediate **6** can be obtained by coupling with the electrophilic reagent Lg-W-X-Y, where Lg denotes a suitable leaving group, in the presence of base such as K₂CO₃, Cs₂CO₃, NaOH or the like.

[0069] Alternatively, acid **1** can be converted to Weinreb amide **7** by coupling with NHMe(OMe). Intermediate **4** can then be obtained by treatment of Weinreb amide **7** with intermediate **8**, bearing a metal coupling reagent such as Grignard reagent.

[0070] Alternatively, intermediate **6** can also be obtained by coupling of Weinreb amide **7** with Grignard reagent **9**, followed by reduction of the ketone group of product **10** with Et₃SiH in the presence a Lewis acid such as BF₃·Et₂O or TFA.

[0071] Intermediate **6** is condensed with ketone **11** after treatment with activating reagent, such as *n*-BuLi or *t*-BuOK, and then reduced with alkylsilane or other reductant in the presence of acid, such as TFA, MeSO₃H or BF₃·Et₂O, to generate the inventive compounds of formula **12**.

General Synthesis Method of Scheme II

[0072] Inventive compounds of formula **12** can also be conveniently prepared according to a reaction sequence as shown in Scheme II (FIG. 2). The ketone group of intermediate **4** is reduced to methylene with a reducing agent such as Et₃SiH in the presence of a Lewis acid such as BF₃·Et₂O or TFA. Intermediate **13** is condensed with ketone **11** after treatment with activating reagent, such as *n*-BuLi or *t*-BuOK, and then reduced with alkylsilane or other reductant in the presence of acid, such as TFA, MeSO₃H or BF₃·Et₂O, to give the intermediate **14**. Treatment of **14** with a Lewis acid such as BBr₃ gives phenol **15**, and then coupling with the electrophilic reagent Lg-W-X-Y in the presence of base, such as K₂CO₃, Cs₂CO₃, NaOH or the like, gives the inventive compounds of formula **12**.

General Synthesis Method of Scheme III

[0073] Inventive compounds of formula **12** can also be prepared according to a reaction sequence as shown in Scheme III (FIG. 3). Treatment of intermediate **16** with a base such as *n*-BuLi, *s*-BuLi or *t*-BuLi, or Mg in a solvent such as THF to form Grignard reagent, followed by addition to intermediate **11** and treatment of the corresponding product with Lewis acid such as Et₃SiH provides intermediate **17**. Halogenation of **17** with NCS, NBS or NIS provides intermediate **18**. Stille coupling of **9** with intermediate **18** gives inventive compounds of formula **12**.

Pharmaceutical Compositions and Methods of Use

[0074] The present invention further provides a pharmaceutical composition comprising an effective amount of a compound or mixture of compounds of Formula I, or a pharmaceutically acceptable salt or prodrug thereof, in a pharmaceutically acceptable carrier.

[0075] A compound of this invention can be incorporated into a variety of formulations for therapeutic administration. More particularly, a compound of the present invention can be formulated into pharmaceutical compositions, together or separately, by formulation with appropriate pharmaceutically acceptable carriers or diluents, and can be formulated

into preparations in solid, semi-solid, liquid or gaseous forms, such as tablets, capsules, pills, powders, granules, dragees, gels, slurries, ointments, solutions, suppositories, injections, inhalants and aerosols. As such, administration of a compound of the present invention can be achieved in various ways, including oral, buccal, parenteral, intravenous, intradermal (e.g., subcutaneous, intramuscular), transdermal, etc., administration. Moreover, the compound can be administered in a local rather than systemic manner, for example, in a depot or sustained release formulation.

[0076] Suitable formulations for use in the present invention are found in Remington: The Science and Practice of Pharmacy, 21st Ed., Gennaro, Ed., Lippencott Williams & Wilkins (2003), which is hereby incorporated herein by reference. The pharmaceutical compositions described herein can be manufactured in a manner that is known to those of skill in the art, i.e., by means of conventional mixing, dissolving, granulating, dragee-making, levigating, emulsifying, encapsulating, entrapping or lyophilizing processes. The following methods and excipients are merely exemplary and are in no way limiting.

[0077] In one preferred embodiment, a compound of the present invention is prepared for delivery in a sustained-release, controlled release, extended-release, timed-release or delayed-release formulation, for example, in semipermeable matrices of solid hydrophobic polymers containing the therapeutic agent. Various types of sustained-release materials have been established and are well known by those skilled in the art. Current extended-release formulations include film-coated tablets, multiparticulate or pellet systems, matrix technologies using hydrophilic or lipophilic materials and wax-based tablets with pore-forming excipients (see, for example, Huang, et al. Drug Dev. Ind. Pharm. 29:79 (2003); Pearnchob, et al. Drug Dev. Ind. Pharm. 29:925 (2003); Maggi, et al. Eur. J. Pharm. Biopharm. 55:99 (2003); Khanvilkar, et al., Drug Dev. Ind. Pharm. 228:601 (2002); and Schmidt, et al., Int. J. Pharm. 216:9 (2001)). Sustained-release delivery systems can, depending on their design, release the compounds over the course of hours or days, for instance, over 4, 6, 8, 10, 12, 16, 20, 24 hours or more. Usually, sustained release formulations can be prepared using naturally-occurring or synthetic polymers, for instance, polymeric vinyl pyrrolidones, such as polyvinyl pyrrolidone (PVP); carboxyvinyl hydrophilic polymers; hydrophobic and/or hydrophilic hydrocolloids, such as methylcellulose, ethylcellulose, hydroxypropylcellulose, and hydroxypropylmethylcellulose; and carboxypolymethylene.

[0078] The sustained or extended-release formulations can also be prepared using natural ingredients, such as minerals, including titanium dioxide, silicon dioxide, zinc oxide, and clay (see, U.S. Patent 6,638,521, herein incorporated by reference). Exemplified extended release formulations that can be used in delivering a compound of the present invention include those described in U.S. Patent Nos. 6,635,680; 6,624,200; 6,613,361; 6,613,358; 6,596,308; 6,589,563; 6,562,375; 6,548,084; 6,541,020; 6,537,579; 6,528,080 and 6,524,621, each of which is hereby incorporated herein by reference. Controlled release formulations of particular interest include those described in U.S. Patent Nos. 6,607,751; 6,599,529; 6,569,463; 6,565,883; 6,482,440; 6,403,597; 6,319,919; 6,150,354; 6,080,736; 5,672,356; 5,472,704; 5,445,829; 5,312,817 and 5,296,483, each of which is hereby incorporated herein by reference. Those skilled in the art will readily recognize other applicable sustained release formulations.

[0079] For oral administration, a compound of the present invention can be formulated readily by combining with pharmaceutically acceptable carriers that are well known in the art. Such carriers enable the compounds to be formulated as tablets, pills, dragees, capsules, emulsions, lipophilic and hydrophilic suspensions, liquids, gels, syrups, slurries, suspensions and the like, for oral ingestion by a patient to be treated. Pharmaceutical preparations for oral use can be obtained by mixing the compounds with a solid excipient, optionally grinding a resulting mixture, and processing the mixture of granules, after adding suitable auxiliaries, if desired, to obtain tablets or dragee cores. Suitable excipients are, in particular, fillers such as sugars, including lactose, sucrose, mannitol, or sorbitol; cellulose preparations such as, for example, maize starch, wheat starch, rice starch, potato starch, gelatin, gum tragacanth, methyl cellulose, hydroxypropylmethyl-cellulose, sodium carboxymethylcellulose, and/or polyvinylpyrrolidone (PVP). If desired, disintegrating agents can be added, such as a crosslinked polyvinyl pyrrolidone, agar, or alginic acid or a salt thereof such as sodium alginate.

[0080] Pharmaceutical preparations which can be used orally include push-fit capsules made of gelatin, as well as soft, sealed capsules made of gelatin and a plasticizer, such as glycerol or sorbitol. The push-fit capsules can contain the active ingredients in admixture with filler such as lactose, binders such as starches, and/or lubricants such as talc or magnesium stearate and, optionally, stabilizers. In soft capsules, the active compounds can be dissolved or suspended in suitable liquids, such as fatty oils, liquid paraffin, or liquid polyethylene glycols. In addition, stabilizers can be added. All formulations for oral administration should be in dosages suitable for such administration.

[0081] Dragee cores are provided with suitable coatings. For this purpose, concentrated sugar solutions can be used, which can optionally contain gum arabic, talc, polyvinyl pyrrolidone, carbopol gel, polyethylene glycol, and/or titanium dioxide, lacquer solutions, and suitable organic solvents or solvent mixtures. Dyestuffs or pigments can be added to the tablets or dragee coatings for identification or to characterize different combinations of active compound doses.

[0082] The compounds can be formulated for parenteral administration by injection, e.g., by bolus injection or continuous infusion. For injection, the compound can be formulated into preparations by dissolving, suspending or emulsifying them in an aqueous or nonaqueous solvent, such as vegetable or other similar oils, synthetic aliphatic acid glycerides, esters of higher aliphatic acids or propylene glycol; and if desired, with conventional additives such as solubilizers,

isotonic agents, suspending agents, emulsifying agents, stabilizers and preservatives. Preferably, a compound of the invention can be formulated in aqueous solutions, preferably in physiologically compatible buffers such as Hanks's solution, Ringer's solution, or physiological saline buffer. Formulations for injection can be presented in unit dosage form, e.g., in ampules or in multi-dose containers, with an added preservative. The compositions can take such forms

as suspensions, solutions or emulsions in oily or aqueous vehicles, and can contain formulatory agents such as suspending, stabilizing and/or dispersing agents.

[0083] Pharmaceutical formulations for parenteral administration include aqueous solutions of the active compounds in water-soluble form. Additionally, suspensions of the active compounds can be prepared as appropriate oily injection suspensions. Suitable lipophilic solvents or vehicles include fatty oils such as sesame oil, or synthetic fatty acid esters, such as ethyl oleate or triglycerides, or liposomes. Aqueous injection suspensions can contain substances which increase the viscosity of the suspension, such as sodium carboxymethyl cellulose, sorbitol, or dextran. Optionally, the suspension can also contain suitable stabilizers or agents which increase the solubility of the compounds to allow for the preparation of highly concentrated solutions. Alternatively, the active ingredient can be in powder form for constitution with a suitable vehicle, e.g., sterile pyrogen-free water, before use.

[0084] Systemic administration can also be by transmucosal or transdermal means. For transmucosal or transdermal administration, penetrants appropriate to the barrier to be permeated are used in the formulation. For topical administration, the agents are formulated into ointments, creams, salves, powders and gels. In one embodiment, the transdermal delivery agent can be DMSO. Transdermal delivery systems can include, e.g., patches. For transmucosal administration, penetrants appropriate to the barrier to be permeated are used in the formulation. Such penetrants are generally known in the art. Exemplified transdermal delivery formulations that can find use in the present invention include those described in U.S. Patent Nos. 6,589,549; 6,544,548; 6,517,864; 6,512,010; 6,465,006; 6,379,696; 6,312,717 and 6,310,177, each of which are hereby incorporated herein by reference.

[0085] For buccal administration, the compositions can take the form of tablets or lozenges formulated in conventional manner.

[0086] In addition to the formulations described previously, a compound of the present invention can also be formulated as a depot preparation. Such long acting formulations can be administered by implantation (for example subcutaneously or intramuscularly) or by intramuscular injection. Thus, for example, the compounds can be formulated with suitable polymeric or hydrophobic materials (for example as an emulsion in an acceptable oil) or ion exchange resins, or as sparingly soluble derivatives, for example, as a sparingly soluble salt.

[0087] The pharmaceutical compositions also can comprise suitable solid or gel phase carriers or excipients. Examples of such carriers or excipients include but are not limited to calcium carbonate, calcium phosphate, various sugars, starches, cellulose derivatives, gelatin, and polymers such as polyethylene glycols.

[0088] Pharmaceutical compositions suitable for use in the present invention include compositions wherein the active ingredients are contained in a therapeutically effective amount. The present invention also contemplates pharmaceutical compositions comprising the compounds of Formula I in admixture with an effective amount of other therapeutic agents as combination partners, particularly those used for treating diseases and conditions which can be affected by SGLT inhibition, such as antidiabetic agents, lipid-lowering/lipid-modulating agents, agents for treating diabetic complications, anti-obesity agents, antihypertensive agents, antihyperuricemic agents, and agents for treating chronic heart failure, atherosclerosis or related disorders. An effective amount of the compound and/or combination partner will, of course, be dependent on the subject being treated, the severity of the affliction and the manner of administration. Determination of an effective amount is well within the capability of those skilled in the art, especially in light of the detailed disclosure provided herein. Generally, an efficacious or effective amount of a compound is determined by first administering a low dose or small amount, and then incrementally increasing the administered dose or dosages until a desired therapeutic effect is observed in the treated subject, with minimal or no toxic side effects. Applicable methods for determining an appropriate dose and dosing schedule for administration of the present invention are described, for example, in Goodman and Gilman's *The Pharmacological Basis of Therapeutics*, 11th Ed., Brunton, Lazo and Parker, Eds., McGraw-Hill (2006), and in Remington: *The Science and Practice of Pharmacy*, 21st Ed., Gennaro, Ed., Lippencott Williams & Wilkins (2003), both of which are hereby incorporated herein by reference.

[0089] The present invention further provides methods of using the compounds of Formula I for the prevention and treatment of disease. In one embodiment the invention provides a method of treating type 1 and type 2 diabetes mellitus, hyperglycemia, diabetic complications (such as retinopathy, nephropathy, neuropathy, ulcers, micro- and macroangiopathies, gout and diabetic foot disease), insulin resistance, metabolic syndrome (Syndrome X), hyperinsulinemia, hypertension, hyperuricemia, obesity, edema, dyslipidemia, chronic heart failure, atherosclerosis and related diseases, which comprises administering an effective amount of a compound or mixture of compounds of Formula I, or a pharmaceutically acceptable salt or prodrug thereof, to a subject in need thereof. In another embodiment the invention provides a method of using a compound or mixture of compounds of Formula I, or a pharmaceutically acceptable salt or prodrug thereof, for the preparation of a medicament for treating type 1 and type 2 diabetes mellitus, hyperglycemia, diabetic complications, insulin resistance, metabolic syndrome, hyperinsulinemia, hypertension, hyperuricemia, obesity, edema,

dyslipidemia, chronic heart failure, atherosclerosis and related diseases.

[0090] The present invention also contemplates the use of the compounds of Formula I, or pharmaceutically acceptable salts or prodrugs thereof, in combination with other therapeutic agents, particularly those used for treating the above-mentioned diseases and conditions, such as antidiabetic agents, lipid-lowering/lipid-modulating agents, agents for treating diabetic complications, anti-obesity agents, antihypertensive agents, antihyperuricemic agents, and agents for treating chronic heart failure, atherosclerosis or related disorders. Those skilled in the art will appreciate that other therapeutic agents discussed below can have multiple therapeutic uses and the listing of an agent in one particular category should not be construed to limit in any way its usefulness in combination therapy with compounds of the present invention.

[0091] Examples of antidiabetic agents suitable for use in combination with compounds of the present invention include insulin and insulin mimetics, sulfonylureas (such as acetohexamide, carbutamide, chlorpropamide, glibenclamide, glibornuride, gliclazide, glimepiride, glipizide, gliquidone, glisoxepide, glyburide, glycopyramide, tolazamide, tolcyclamide, tolbutamide and the like), insulin secretion enhancers (such as JTT -608, glybuzole and the like), biguanides (such as metformin, buformin, phenformin and the like), sulfonylurea/biguanide combinations (such as glyburide/metformin and the like), meglitinides (such as repaglinide, nateglinide, mitiglinide and the like), thiazolidinediones (such as rosiglitazone, pioglitazone, isaglitazone, netoglitazone, rivoglitazone, balaglitazone, darglitazone, CLX-0921 and the like), thiazolidinedione/biguanide combinations (such as pioglitazone/metformin and the like), oxadiazolidinediones (such as YM440 and the like), peroxisome proliferator-activated receptor (PPAR)-gamma agonists (such as farglitazar, metaglidase, MBX-2044, GI 262570, GW1929, GW7845 and the like), PPAR-alpha/gamma dual agonists (such as muraglitazar, naveglitazar, tesaglitazar, peliglitazar, JTT-501, GW-409544, GW-501516 and the like), PPAR-alpha/gamma/delta pan agonists (such as PLX204, GlaxoSmithKline 625019, GlaxoSmithKline 677954 and the like), retinoid X receptor agonists (such as ALRT-268, AGN-4204, MX-6054, AGN-194204, LG-100754, bexarotene and the like), alpha-glucosidase inhibitors (such as acarbose, miglitol and the like), stimulants of insulin receptor tyrosine kinase (such as TER-17411, L-783281, KRX-613 and the like), tripeptidyl peptidase II inhibitors (such as UCL-1397 and the like), dipeptidyl peptidase IV inhibitors (such as sitagliptin, vildagliptin, denagliptin, saxagliptin, NVP-DPP728, P93/01, P32/98, FE 99901, TS-021, TSL-225, GRC8200, compounds described in U.S. Patent Nos. 6,869,947; 6,727,261; 6,710,040; 6,432,969; 6,172,081; 6,011,155 and the like), protein tyrosine phosphatase-1B inhibitors (such as KR61639, IDD-3, PTP-3848, PTP-112, OC-86839, PNU-177496, compounds described in Vats, R.K., et al., Current Science, Vol. 88, No. 2, 25 January 2005, pp. 241-249, and the like), glycogen phosphorylase inhibitors (such as NN-4201, CP-368296 and the like), glucose-6-phosphatase inhibitors, fructose 1,6-bisphosphatase inhibitors (such as CS-917, MB05032 and the like), pyruvate dehydrogenase inhibitors (such as AZD-7545 and the like), imidazoline derivatives (such as BL11282 and the like), hepatic gluconeogenesis inhibitors (such as FR-225659 and the like), D-chiroinositol, glycogen synthase kinase-3 inhibitors (such as compounds described in Vats, R.K., et al., Current Science, Vol. 88, No. 2, 25 January 2005, pp. 241-249, and the like), incretin mimetics (such as exenatide and the like), glucagon receptor antagonists (such as BAY-27-9955, NN-2501, NNC-92-1687 and the like), glucagon-like peptide-1 (GLP-1), GLP-1 analogs (such as liraglutide, CJC-1131, AVE-0100 and the like), GLP-1 receptor agonists (such as AZM-134, LY-315902, GlaxoSmithKline 716155 and the like), amylin, amylin analogs and agonists (such as pramlintide and the like), fatty acid binding protein (aP2) inhibitors (such as compounds described in U.S. Patent Nos. 6,984,645; 6,919,323; 6,670,380; 6,649,622; 6,548,529 and the like), beta-3 adrenergic receptor agonists (such as solabegron, CL-316243, L-771047, FR-149175 and the like), and other insulin sensitivity enhancers (such as reglixane, ONO-5816, MBX-102, CRE-1625, FK-614, CLX-0901, CRE-1633, NN-2344, BM-13125, BM-501050, HQL-975, CLX-0900, MBX-668, MBX-675, S-15261, GW-544, AZ-242, LY-510929, AR-H049020, GW-501516 and the like).

[0092] Examples of agents for treating diabetic complications suitable for use in combination with compounds of the present invention include aldose reductase inhibitors (such as epalrestat, imirestat, tolrestat, minalrestat, ponalrestat, zopolrestat, fidarestat, ascorbyl gamolenate, ADN-138, BAL-ARI8, ZD-5522, ADN-311, GP-1447, IDD-598, risarestat, zenarestat, methosorbinil, AL-1567, M-16209, TAT, AD-5467, AS-3201, NZ-314, SG-210, JTT-811, lindolrestat, sorbinil and the like), inhibitors of advanced glycation end-products (AGE) formation (such as pyridoxamine, OPB-9195, ALT-946, ALT-711, pimagedine and the like), AGE breakers (such as ALT-711 and the like), sulodexide, 5-hydroxy-1-methylhydantoin, insulin-like growth factor-I, platelet-derived growth factor, platelet-derived growth factor analogs, epidermal growth factor, nerve growth factor, uridine, protein kinase C inhibitors (such as ruboxistaurin, midostaurin and the like), sodium channel antagonists (such as mexiletine, oxcarbazepine and the like), nuclear factor-kappaB (NF-kappaB) inhibitors (such as dexlipotam and the like), lipid peroxidase inhibitors (such as tirilazad mesylate and the like), N-acetylated-alpha-linked-acid-dipeptidase inhibitors (such as GPI-5232, GPI-5693 and the like), and carnitine derivatives (such as carnitine, levacecamine, levocarnitine, ST-261 and the like).

[0093] Examples of antihyperuricemic agents suitable for use in combination with compounds of the present invention include uric acid synthesis inhibitors (such as allopurinol, oxypurinol and the like), uricosuric agents (such as probenecid, sulfipyrazone, benzbromarone and the like) and urinary alkalinizers (such as sodium hydrogen carbonate, potassium citrate, sodium citrate and the like).

[0094] Examples of lipid-lowering/lipid-modulating agents suitable for use in combination with compounds of the

present invention include hydroxymethylglutaryl coenzyme A reductase inhibitors (such as acitemate, atorvastatin, bervastatin, carvastatin, cerivastatin, colestolone, crilvastatin, dalvastatin, fluvastatin, glenvastatin, lovastatin, mevastatin, nisvastatin, pitavastatin, pravastatin, ritonavir, rosuvastatin, saquinavir, simvastatin, visastatin, SC-45355, SQ-33600, CP-83101, BB-476, L-669262, S-2468, DMP-565, U-20685, BMS-180431, BMY-21950, compounds described in U.S. Patent Nos. 5,753,675; 5,691,322; 5,506,219; 4,686,237; 4,647,576; 4,613,610; 4,499,289 and the like), fibric acid derivatives (such as gemfibrozil, fenofibrate, bezafibrate, beclobate, binifibrate, ciprofibrate, clinofibrate, clofibrate, etofibrate, nicofibrate, pirifibrate, ronifibrate, simfibrate, theofibrate, AHL-157 and the like), PPAR-alpha agonists (such as GlaxoSmithKline 590735 and the like), PPAR-delta agonists (such as GlaxoSmithKline 501516 and the like), acyl-coenzyme A:cholesterol acyltransferase inhibitors (such as avasimibe, eflucimibe, eldacimibe, lecimibide, NTE-122, MCC-147, PD-132301-2, C1-1011, DUP-129, U-73482, U-76807, TS-962, RP-70676, P-06139, CP-113818, RP-73163, FR-129169, FY-038, EAB-309, KY-455, LS-3115, FR-145237, T-2591, J-104127, R-755, FCE-27677, FCE-28654, YIC-C8-434, CI-976, RP-64477, F-1394, CS-505, CL-283546, YM-17E, 447C88, YM-750, E-5324, KW-3033, HL-004 and the like), probucol, thyroid hormone receptor agonists (such as liothyronine, levothyroxine, KB-2611, GC-1 and the like), cholesterol absorption inhibitors (such as ezetimibe, SCH48461 and the like), lipoprotein-associated phospholipase A2 inhibitors (such as rilapladib, darapladib and the like), microsomal triglyceride transfer protein inhibitors (such as CP-346086, BMS-201038, compounds described in U.S. Patent Nos. 5,595,872; 5,739,135; 5,712,279; 5,760,246; 5,827,875; 5,885,983; 5,962,440; 6,197,798; 6,617,325; 6,821,967; 6,878,707 and the like), low density lipoprotein receptor activators (such as LY295427, MD-700 and the like), lipoxxygenase inhibitors (such as compounds described in WO 97/12615, WO 97/12613, WO 96/38144 and the like), carnitine palmitoyl-transferase inhibitors (such as etomoxir and the like), squalene synthase inhibitors (such as YM-53601, TAK-475, SDZ-268-198, BMS-188494, A-87049, RPR-101821, ZD-9720, RPR-107393, ER-27856, compounds described in U.S. Patent Nos. 5,712,396; 4,924,024; 4,871,721 and the like), nicotinic acid derivatives (such as acipimox, nicotinic acid, ricotinamide, nicomol, niceritol, nicorandil and the like), bile acid sequestrants (such as colestipol, cholestyramine, colestilan, colesevelam, GT-102-279 and the like), sodium/bile acid cotransporter inhibitors (such as 264W94, S-8921, SD-5613 and the like), and cholesterol ester transfer protein inhibitors (such as torcetrapib, JTT-705, PNU-107368E, SC-795, CP-529414 and the like).

[0095] Examples of anti-obesity agents suitable for use in combination with compounds of the present invention include serotonin-norepinephrine reuptake inhibitors (such as sibutramine, milnacipran, mirtazapine, venlafaxine, duloxetine, desvenlafaxine and the like), norepinephrine-dopamine reuptake inhibitors (such as radafaxine, bupropion, amineptine and the like), selective serotonin reuptake inhibitors (such as citalopram, escitalopram, fluoxetine, fluvoxamine, paroxetine, sertraline and the like), selective norepinephrine reuptake inhibitors (such as reboxetine, atomoxetine and the like), norepinephrine releasing stimulants (such as rolipram, YM-992 and the like), anorexiant (such as amphetamine, methamphetamine, dextroamphetamine, phentermine, benzphetamine, phendimetrazine, phenmetrazine, diethylpropion, mazindol, fenfluramine, dexfenfluramine, phenylpropanolamine and the like), dopamine agonists (such as ER-230, doprexin, bromocriptine mesylate and the like), H₃-histamine antagonists (such as impentamine, thioperamide, ciproxifan, clobenpropit, GT-2331, GT-2394, A-331440, and the like), 5-HT_{2c} receptor agonists (such as, 1-(m-chlorophenyl)piperazine (m-CPP), mirtazapine, APD-356 (lorcaserin), SCA-136 (vabicaserin), ORG-12962, ORG-37684, ORG-36262, ORG-8484, Ro-60-175, Ro-60-0332, VER-3323, VER-5593, VER-5384, VER-8775, LY-448100, WAY-161503, WAY-470, WAY-163909, MK-212, BVT.933, YM-348, IL-639, IK-264, ATH-88651, ATHX-105 and the like (see, e.g., Nilsson BM, J. Med. Chem. 2006, 49:4023-4034)), beta-3 adrenergic receptor agonists (such as L-796568, CGP 12177, BRL-28410, SR-58611A, ICI-198157, ZD-2079, BMS-194449, BRL-37344, CP-331679, CP-331648, CP-114271, L-750355, BMS-187413, SR-59062A, BMS-210285, LY-377604, SWR-0342SA, AZ-40140, SB-226552, D-7114, BRL-35135, FR-149175, BRL-26830A, CL-316243, AJ-9677, GW-427353, N-5984, GW-2696 and the like), cholecystokinin agonists (such as SR-146131, SSR-125180, BP-3.200, A-71623, A-71378, FPL-15849, GI-248573, GW-7178, GI-181771, GW-7854, GW-5823, and the like), antidepressant/acetylcholinesterase inhibitor combinations (such as venlafaxine/rivastigmine, sertraline/galanthamine and the like), lipase inhibitors (such as orlistat, ATL-962 and the like), anti-epileptic agents (such as topiramate, zonisamide and the like), leptin, leptin analogs and leptin receptor agonists (such as LY-355101 and the like), neuropeptide Y (NPY) receptor antagonists and modulators (such as SR-120819-A, PD-160170, NGD-95-1, BIBP-3226, 1229-U-91, CGP-71683, BIBO-3304, CP-671906-01, J-115814 and the like), ciliary neurotrophic factor (such as Axokine and the like), thyroid hormone receptor-beta agonists (such as KB-141, GC-1, GC-24, GB98/284425 and the like), cannabinoid CB1 receptor antagonists (such as rimonabant, SR147778, SLV 319 and the like (see, e.g., Antel J et al., J. Med. Chem. 2006, 49:4008-4016)), melanin-concentrating hormone receptor antagonists (such as GlaxoSmithKline 803430X, GlaxoSmithKline 856464, SNAP-7941, T-226296 and the like (see, e.g., Handlon AL and Zhou H, J. Med. Chem. 2006, 49:4017-4022)), melanocortin-4 receptor agonists (including PT-15, Ro27-3225, THIQ, NBI 55886, NBI 56297, NBI 56453, NBI 58702, NBI 58704, MB243 and the like (see, e.g., Nargund RP et al., J. Med. Chem. 2006, 49:4035-4043)), selective muscarinic receptor M₁ antagonists (such as telenzepine, pirenzepine and the like), opioid receptor antagonists (such as naltrexone, methylnaltrexone, nalmeferene, naloxone, alvimopan, norbinaltorphimine, nalorphine and the like), and combinations thereof.

[0096] Examples of antihypertensive agents and agents for treating chronic heart failure, atherosclerosis or related

diseases suitable for use in combination with compounds of the present invention include bimoclolmol, angiotensin-converting enzyme inhibitors (such as captopril, enalapril, fosinopril, lisinopril, perindopril, quinapril, ramipril and the like), neutral endopeptidase inhibitors (such as thiorphan, omapatrilat, MDL-100240, fasidotril, sampatrilat, GW-660511, mixanpril, SA-7060, E-4030, SLV-306, ecadotril and the like), angiotensin II receptor antagonists (such as candesartan cilexetil, eprosartan, irbesartan, losartan, ohnesartan medoxomil, telmisartan, valsartan, tasosartan, enoltasosartan and the like), endothelin-converting enzyme inhibitors (such as CGS 35066, CGS 26303, CGS-31447, SM-19712 and the like), endothelin receptor antagonists (such as tracleer, sitaxsentan, ambrisentan, L-749805, TBC-3214, BMS-182874, BQ-610, TA-0201, SB-215355, PD-180988, BMS-193884, darusentan, TBC-3711, bosentan, tezosentan, J-104132, YM-598, S-0139, SB-234551, RPR-118031A, ATZ-1993, RO-61-1790, ABT-546, enlasentan, BMS-207940 and the like), diuretic agents (such as hydrochlorothiazide, bendroflumethiazide, trichlormethiazide, indapamide, metolazone, furosemide, bumetanide, torsemide, chlorthalidone, metolazone, cyclopenthiazide, hydroflumethiazide, triparamide, mefruside, benzylhydrochlorothiazide, penflutizide, methyclothiazide, azosemide, etacrynic acid, torasemide, piretanide, meticrane, potassium canrenoate, spironolactone, triamterene, aminophylline, cicletanine, LLU-alpha, PNU-80873A, isosorbide, D-mannitol, D-sorbitol, fructose, glycerin, acetazolamide, methazolamide, FR-179544, OPC-31260, lixivaptan, conivaptan and the like), calcium channel antagonists (such as amlodipine, bepridil, diltiazem, felodipine, isradipine, nicardipen, nimodipine, verapamil, S-verapamil, aranidipine, efonidipine, barnidipine, benidipine, manidipine, cilnidipine, nisoldipine, nitrendipine, nifedipine, nilvadipine, felodipine, pranidipine, lercanidipine, isradipine, elgodipine, azelnidipine, lacidipine, vatanidipine, lemdidipine, diltiazem, clentiazem, fasudil, bepridil, gallopamil and the like), vasodilating antihypertensive agents (such as indapamide, todralazine, hydralazine, cadralazine, budralazine and the like), beta blockers (such as acebutolol, bisoprolol, esmolol, propranolol, atenolol, labetalol, carvedilol, metoprolol and the like), sympathetic blocking agents (such as amosulalol, terazosin, bunazosin, prazosin, doxazosin, propranolol, atenolol, metoprolol, carvedilol, nipradilol, celiprolol, nebivolol, betaxolol, pindolol, tertatolol, bevantolol, timolol, carteolol, bisoprolol, bopindolol, nipradilol, penbutolol, acebutolol, tilisolol, nadolol, urapidil, indoramin and the like), alpha-2-adrenoceptor agonists (such as clonidine, methyldopa, CHF-1035, guanabenz acetate, guanfacine, moxonidine, lofexidine, talipexole and the like), centrally acting antihypertensive agents (such as reserpine and the like), thrombocyte aggregation inhibitors (such as warfarin, dicumarol, phenprocoumon, acenocoumarol, anisindione, phenindione, ximelagatran and the like), and antiplatelets agents (such as aspirin, clopidogrel, ticlopidine, dipyridamole, cilostazol, ethyl icosapentate, sarpogrelate, dilazep, trapidil, beraprost and the like).

[0097] Furthermore, in another aspect, the invention provides for a pharmaceutical composition comprising effective amounts of a compound or mixture of compounds of Formula I, or a pharmaceutically acceptable salt or prodrug thereof, and at least one member selected from the group of therapeutic agents listed above as combination partners, in a pharmaceutically acceptable carrier.

[0098] The treatment of the present invention can be administered prophylactically to prevent or delay the onset or progression of a disease or condition (such as hyperglycemia), or therapeutically to achieve a desired effect (such as a desired level of serum glucose) for a sustained period of time.

[0099] The compounds of the present invention can be administered to a subject, e.g., a human patient, a domestic animal such as a cat or a dog, independently or together with a combination partner, in the form of their pharmaceutically acceptable salts or prodrugs, or in the form of a pharmaceutical composition where the compounds and/or combination partners are mixed with suitable carriers or excipient(s) in a therapeutically effective amount. Consequently, a compound or mixture of compounds of Formula I, or a pharmaceutically acceptable salt or prodrug thereof, and an additional active agent to be combined therewith, can be present in a single formulation, for example a capsule or tablet, or in two separate formulations, which can be the same or different, for example, in the form of a kit comprising selected numbers of doses of each agent.

[0100] The appropriate dosage of compound will vary according to the chosen route of administration and formulation of the composition, among other factors, such as patient response. The dosage can be increased or decreased over time, as required by an individual patient. A patient initially may be given a low dose, which is then increased to an efficacious dosage tolerable to the patient. Typically, a useful dosage for adults may be from 1 to 2000 mg, preferably 1 to 200 mg, when administered by oral route, and from 0.1 to 100 mg, preferably 1 to 30 mg, when administered by intravenous route, in each case administered from 1 to 4 times per day. When a compound of the invention is administered in combination with another therapeutic agent, a useful dosage of the combination partner may be from 20% to 100% of the normally recommended dose.

[0101] Dosage amount and interval can be adjusted individually to provide plasma levels of the active compounds which are sufficient to maintain therapeutic effect. Preferably, therapeutically effective serum levels will be achieved by administering single daily doses, but efficacious multiple daily dose schedules are included in the invention. In cases of local administration or selective uptake, the effective local concentration of the drug may not be related to plasma concentration. One having skill in the art will be able to optimize therapeutically effective local dosages without undue experimentation.

[0102] All publications and patent applications cited in this specification are herein incorporated by reference as if

each individual publication or patent application were specifically and individually indicated to be incorporated by reference. Any conflict between any reference cited herein and the teaching of this specification is to be resolved in favor of the latter. Similarly, any conflict between an art-recognized definition of a word or phrase and a definition of the word or phrase as provided in this specification is to be resolved in favor of the latter. Although the foregoing invention has been described in some detail by way of illustration and example for purposes of clarity of understanding, it will be readily apparent to those of ordinary skill in the art in light of the teachings of this invention that certain changes and modifications can be made thereto without departing from the spirit or scope of the appended claims. The invention will be described in greater detail by way of specific examples.

Examples

[0103] The following examples are offered for illustrative purposes, and are not intended to limit the invention in any manner. Those of skill in the art will readily recognize a variety of noncritical parameters which can be changed or modified to yield essentially the same results.

[0104] The names of compounds shown in the following examples were derived from the structures shown using the CambridgeSoft Struct=Name algorithm as implemented in ChemDraw Ultra version 10.0. Unless otherwise indicated, the structures of compounds synthesized in the examples below were confirmed using the following procedures:

(1) Gas chromatography - mass spectra with electrospray ionization (MS ESI) were obtained with an Agilent 5973N mass spectrometer equipped with an Agilent 6890 gas chromatograph with an HP-5 MS column (0.25 μ m coating; 30 m x 0.25 mm). The ion source was maintained at 230°C and spectra were scanned from 25-500 amu at 3.09 sec per scan.

(2) High pressure liquid chromatography mass spectra (LC-MS) were obtained using Finnigan Surveyor HPLC equipped with a quaternary pump, a variable wavelength detector set at 254 nm, an XB-C18 column (4.6 x 50mm, 5 μ m), and a Finnigan LCQ ion trap mass spectrometer with electrospray ionization. Spectra were scanned from 80-2000 amu using a variable ion time according to the number of ions in the source. The eluents were B: acetonitrile and D: water. Gradient elution from 10% to 90% B in 8 min at a flow rate of 1.0 mL/min is used with a final hold at 90% B of 7 min. Total run time is 15 min.

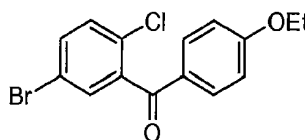
(3) Routine one-dimensional NMR spectroscopy was performed on 400 MHz or 300 MHz Varian Mercury-Plus spectrometers. The samples were dissolved in deuterated solvents obtained from Qingdao Tenglong Weibo Technology Co., Ltd., and transferred to 5 mm ID NMR tubes. The spectra were acquired at 293 K. The chemical shifts were recorded on the ppm scale and were referenced to the appropriate solvent signals, such as 2.49 ppm for DMSO-d₆, 1.93 ppm for CD₃CN, 3.30 ppm for CD₃OD, 5.32 ppm for CD₂Cl₂ and 7.26 ppm for CDCl₃ for ¹H spectra.

Example 1

[0105] The synthesis of key intermediate **D** is outlined in FIG. 4, with the details of the individual steps given below.

Preparation of (5-bromo-2-chlorophenyl)(4-ethoxyphenyl)methanone (Intermediate A)

[0106]

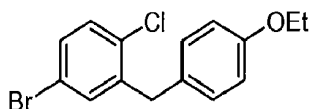


[0107] To a stirred solution of 5-bromo-2-chlorobenzoic acid (30 g, 0.127 mol) and oxalyl chloride (16.2 g, 0.127 mol) in dichloromethane (200 mL) was added DMF (0.5 mL) dropwise. The mixture was stirred at room temperature overnight and then evaporated to obtain crude product, which was used for the next step without further purification. The crude product was dissolved in dichloromethane (200 mL), the yellow solution was cooled to -5°C, and ethoxybenzene (phenetole) (15.5 g, 0.127 mmol) was added. Then AlCl₃ (17.8 g, 0.134 mmol) was added portionwise over 30 min. After the mixture was stirred at 4°C for 1 h, TLC showed that no starting material remained. The reaction was quenched by pouring the mixture onto ice, and the suspension was extracted 2X with dichloromethane. The combined extracts were washed 2X with 1N HCl, 2X with 1N NaOH, 1X with H₂O and 1X with brine prior to drying over Na₂SO₄. Removal of the volatiles

and recrystallization from absolute ethanol gave intermediate A (25 g, yield 58%).

Preparation of 4-bromo-1-chloro-2-(4-ethoxybenzyl)benzene (Intermediate B)

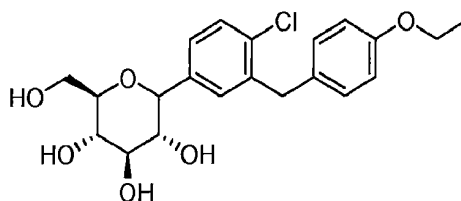
[0108]



[0109] To a stirred solution of Et_3SiH (6.8 g, 0.058 mol) and (5-bromo-2-chlorophenyl)(4-ethoxyphenyl)methanone (intermediate A) (10 g, 0.029 mol) in TFA (100 mL) was added $\text{CF}_3\text{SO}_3\text{H}$ (0.1 mL). Within minutes the temperature increased, causing the solution to reflux violently. After slow cooling to room temperature, the mixture was heated to reflux until TLC (PE:EA = 20:1) showed that no starting material remained. The mixture was evaporated under reduced pressure, the residue was extracted with ethyl acetate, and the organic layer was separated and washed with water, aqueous Na_2CO_3 , and brine, and dried over Na_2SO_4 . Evaporation and distillation under reduced pressure was performed to eliminate Et_3SiO . Recrystallization of the residue from absolute ethanol gave intermediate B (4.7 g, yield 50%).

Preparation of (3R,4R,5S,6R)-2-(4-chloro-3-(4-ethoxybenzyl)phenyl)-6-(hydroxymethyl)tetrahydro-2H-pyran-3,4,5-triol (Intermediate C)

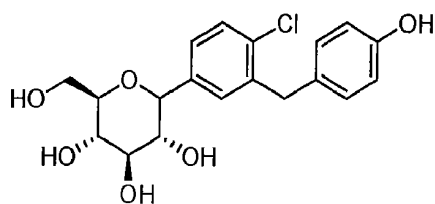
[0110]



[0111] To a stirred solution of 4-bromo-1-chloro-2-(4-ethoxybenzyl)benzene (intermediate B) (8 g, 24 mmol) in 30 mL of dry THF:toluene (1:2) under Ar was added $n\text{-BuLi}$ (2.5 M, 0.7 mL) dropwise at -78°C . After stirring for an additional 30 min, the solution was transferred to a stirred solution of 2,3,4,6-tetra-O-trimethylsilyl- β -D-glucolactone (also called (3R,4S,5R,6R)-3,4,5-tris(trimethylsilyloxy)-6-((trimethylsilyloxy)methyl)tetrahydro-2H-pyran-2-one) (0.28 g, 0.60 mmol) in 30 mL of toluene. The solution was stirred for 1 h at -78°C prior to quenching by addition of 50 mL of methanol containing MeSO_3H (1.5 mL, 24 mmol). The mixture was stirred overnight, then quenched by the addition of aqueous NaHCO_3 and extracted with EtOAc. The organic layer was washed with brine and dried over Na_2SO_4 . After concentration, the residue was dissolved in hot (50°C) toluene (20 mL). The resulting solution was poured into 100 mL of stirred hexane. The precipitate was collected by filtration and concentrated to give the crude intermediate, which was used without further purification. The crude intermediate (6 g, 13.6 mmol) was dissolved in 40 mL of DCM:MeCN (1:1) and Et_3SiH (4.4 mL, 27.3 mmol) was added, followed by addition of $\text{BF}_3 \cdot \text{Et}_2\text{O}$ (2.0 mL, 20.5 mmol) at a rate to insure the temperature remained under 0°C . The stirred solution was allowed to warm to 0°C over 5 h. When TLC showed it was complete, the reaction was quenched by addition of saturated aqueous NaHCO_3 . The mixture was removed and the residue was extracted with EtOAc. The organic layer was washed with water and brine and dried over Na_2SO_4 . The product was concentrated to give intermediate C, which was used without further purification.

Preparation of (3R,4R,5S,6R)-2-(4-chloro-3-(4-hydroxybenzyl)phenyl)-6-(hydroxymethyl)tetrahydro-2H-pyran-3,4,5-triol (Intermediate D)

[0112]



[0113] To a stirred solution of (3R,4R,5S,6R)-2-(4-chloro-3-(4-ethoxybenzyl)phenyl)-6-(hydroxymethyl)tetrahydro-2H-pyran-3,4,5-triol (Intermediate **C**) (2 g, 5.9 mmol) in dichloromethane was added BBr_3 (14.6 mL, 1 M) dropwise at -78°C . After the addition was complete, the mixture was allowed to warm to 0°C and held at this temperature for 2 h. When LC-MS showed that no starting material remained, the mixture was cooled to -78°C again, and quenched with water. When the temperature was stable, saturated NaHCO_3 solution was added. The mixture was evaporated under reduced pressure, and the residue was extracted with EtOAc. The organic layer was washed with NaHCO_3 and brine, dried over Na_2SO_4 , evaporated and purified to obtain intermediate **D** (0.7 g).

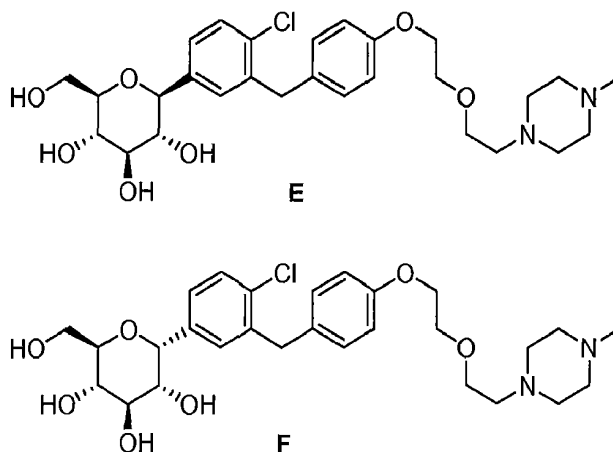
[0114] In addition, for use in the synthesis of certain compounds of the invention, the 2S isomer (intermediate **D1**) and the 2R isomer (intermediate **D2**) of intermediate **D** were separated by preparative LC-MS. Intermediate **D1**: $^1\text{H NMR}$ (CD_3OD): δ 7.30 (m, 3H), 6.97 (d, 2H, $J = 6.8$ Hz), 6.68 (d, 2H, $J = 6.8$ Hz), 4.56 (s, 1H), 4.16 (s, 1H), 3.91~4.02 (m, 5H), 3.79 (m, 1H), 3.64 (m, 1H). Intermediate **D2**: $^1\text{H NMR}$ (CD_3OD): δ 7.29~7.33 (m, 3H), 7.00 (d, 2H, $J = 6.8$ Hz), 6.70 (d, 2H, $J = 6.8$ Hz), 4.58 (d, 1H, $J = 4.0$ Hz), 3.96~4.02 (m, 4H), 3.93~3.95 (m, 1H), 3.81~3.85 (m, 1H), 3.64~3.69 (m, 1H).

Example 2

[0115] The synthesis of compounds **E** and **F** within the invention is outlined in FIG. 5, with the details given below.

Preparation of (2S,3R,4R,5S,6R)-2-(4-chloro-3-(4-(2-(2-(4-methylpiperazin-1-yl)ethoxy)ethoxy)benzyl)phenyl)-6-(hydroxymethyl)tetrahydro-2H-pyran-3,4,5-triol (Compound **E) and (2R,3R,4R,5S,6R)-2-(4-chloro-3-(4-(2-(2-(4-methylpiperazin-1-yl)ethoxy)ethoxy)benzyl)phenyl)-6-(hydroxymethyl)tetrahydro-2H-pyran-3,4,5-triol (Compound **F**)**

[0116]

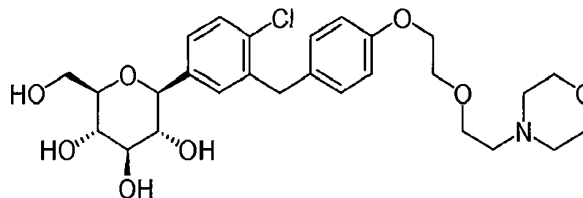


[0117] To a solution of (3R,4R,5S,6R)-2-(4-chloro-3-(4-hydroxybenzyl)phenyl)-6-(hydroxymethyl)tetrahydro-2H-pyran-3,4,5-triol (intermediate **D**) (50 mg, 0.13 mmol) in DMF (3.0 mL) were added 1-bromo-2-(2-bromoethoxy)ethane (91 mg, 0.39 mmol), Cs_2CO_3 (127 mg, 0.39 mmol) and 1-methylpiperazine (66 mg, 0.66 mmol). After being vigorously stirred at an external temperature of 80°C overnight, the solution was purified by preparative HPLC to give compounds **E** (35 mg) and **F** (12 mg) as yellow oil. Compound **E**: $^1\text{H NMR}$ (CD_3OD): δ 7.37~7.2 (m, 3H), 7.13 (d, 2H, $J = 8.4$ Hz), 6.84 (d, 2H, $J = 8.4$ Hz), 4.12~4.03 (m, 5H), 3.89~3.67 (m, 3H), 3.45~3.38 (m, 3H), 3.32~3.27 (m, 1H), 2.95~2.67 (m, 10H), 2.61 (s, 3H); **MS ESI** (m/z): 551 ($\text{M}+\text{H}^+$), calc. 550. Compound **F**: $^1\text{H NMR}$ (CD_3OD): δ 7.34~7.29 (m, 3H), 7.11 (d, 2H, $J = 8.4$ Hz), 6.85 (d, 2H, $J = 8.4$ Hz), 4.58 (d, 1H, $J = 3.6$ Hz), 4.18~3.93 (m, 7H), 3.82~3.73 (m, 5H), 2.91~2.82 (m, 9H), 2.63 (s, 3H).

Example 3

[0118] The synthesis of compound G within the invention is outlined in FIG. 6, with the details given below.

[0119] Preparation of (2S,3R,4R,5S,6R)-2-(4-chloro-3-(4-(2-(2-morpholinoethoxy)ethoxy)benzyl)phenyl)-6-(hydroxymethyl)tetrahydro-2H-pyran-3,4,5-triol (Compound G)



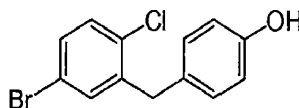
[0120] To a solution of (3R,4R,5S,6R)-2-(4-chloro-3-(4-hydroxybenzyl)phenyl)-6-(hydroxymethyl)tetrahydro-2H-pyran-3,4,5-triol (intermediate D) (50 mg, 0.13 mmol) in DMF (3.0 mL) were added 1-bromo-2-(2-bromoethoxy)ethane (91 mg, 0.39 mmol), Cs₂CO₃ (127 mg, 0.39 mmol) and morpholine (68 mg, 0.79 mmol). After being vigorously stirred at an external temperature of 80°C overnight, the solution was purified by preparative HPLC to give compound G (35 mg). ¹H NMR (CD₃OD): δ 7.60-7.40 (m, 3H), 7.12-7.09 (m, 2H), 6.85 (d, 2H, J = 8.4Hz), 4.60 (d, 1H, J = 3.2Hz), 4.24-4.11 (m, 4H), 4.09-3.90 (m, 4H), 3.83-3.78 (m, 9H), 3.72-3.70 (m, 4H), 3.65-3.64 (m, 2H), 3.04-2.98 (m, 5H); MS ESI (m/z) 538 (M+H)⁺, calc. 537.

Example 4

[0121] The synthesis of compounds K and L within the invention is outlined in FIG. 7, with the details given below.

Preparation of 4-(5-bromo-2-chlorobenzyl)phenol (Intermediate H)

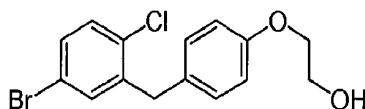
[0122]



[0123] To a stirred solution of 4-bromo-1-chloro-2-(4-ethoxybenzyl)benzene (intermediate B) (3.0 g, 9.3 mmol) in dichloromethane (20 mL) was added BBr₃ (1M in dichloromethane, 18.5 mL, 18.5 mmol) under the temperature of -78°C. The mixture was allowed to warm to room temperature, and the reaction was monitored using TLC (PE:EA = 10:1). When TLC showed the reaction was complete, the mixture was poured onto ice and extracted with dichloromethane. The organic layer was washed with saturated NaHCO₃ solution, water, and brine, dried over Na₂SO₄, and evaporated under reduced pressure to obtain intermediate H (2.75 g, yield 90%). ¹H NMR (CDCl₃): δ 7.23~7.29 (m, 3H), 7.08 (d, 2H, J = 8.8Hz), 6.79 (d, 2H, J = 8.8Hz), 4.00 (s, 1H).

Preparation of 2-(4-(5-bromo-2-chlorobenzyl)phenoxy)ethanol (Intermediate I)

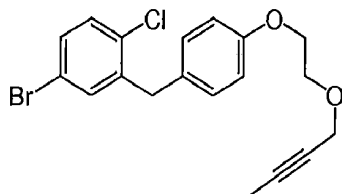
[0124]



[0125] To a stirred solution of 4-(5-bromo-2-chlorobenzyl)phenol (intermediate H) (5.5 g, 18 mmol) in DMF (50 mL) was added Cs₂CO₃ (12 g, 36 mmol). After stirring at room temperature for 0.5 h, 2-bromoethanol (4.6 g, 36 mmol) was added dropwise, and the mixture was stirred at 80°C overnight. The mixture was extracted twice with ethyl acetate, and the organic layer was washed with water and brine, dried over Na₂SO₄, and evaporated under reduced pressure to obtain intermediate I (4.8 g, yield 76%).

Preparation of 4-bromo-2-(4-(2-(but-2-ynoxy)ethoxy)benzyl)-1-chlorobenzene (Intermediate J)

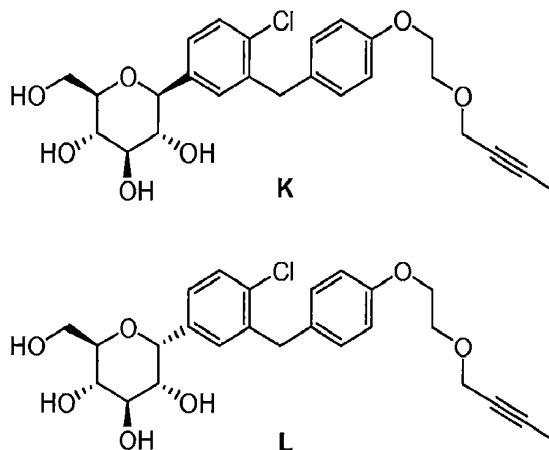
[0126]



[0127] To a stirred solution of 2-(4-(5-bromo-2-chlorobenzyl)phenoxy)ethanol (intermediate I) (0.5 g, 1.46 mmol) in THF (10 mL) was added NaH (0.084 g, 1.76 mmol) at 0°C degree. The mixture was stirred for 0.5 h, and then 1-bromobut-2-yne (0.23 g, 1.76 mmol) was added dropwise. The solution was stirred at room temperature overnight and then poured over ice and extracted with ethyl acetate. The organic layer was washed with water and brine, dried over Na₂SO₄, concentrated under reduced pressure and purified by column chromatography to obtain intermediate J (0.45 g, yield 78.1 %).

Preparation of (2S,3R,4R,5S,6R)-2-(3-(4-(2-(but-2-ynoxy)ethoxy)benzyl)-4-chlorophenyl)-6-(hydroxymethyl)tetrahydro-2H-pyran-3,4,5-triol (Compound K) and (2R,3R,4R,5S,6R)-2-(3-(4-(2-(but-2-ynoxy)ethoxy)benzyl)-4-chlorophenyl)-6-(hydroxymethyl)tetrahydro-2H-pyran-3,4,5-triol (Compound L)

[0128]



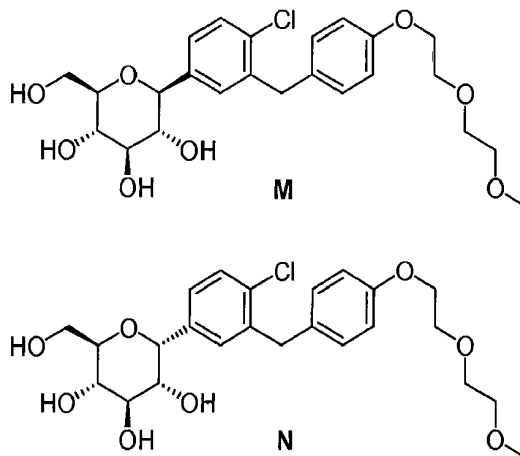
[0129] To a -78°C solution of 4-bromo-2-(4-(2-(but-2-ynoxy)ethoxy)benzyl)-1-chlorobenzene (intermediate J) (0.2 g, 0.50 mmol) in 10 mL of dry THF:toluene (1:2) under Ar was added n-BuLi (2.5 M, 0.22 mL) in hexane. After stirring for 30 min following the addition, this solution was transferred to a stirred -78°C solution of 2,3,4,6-tetra-O-trimethylsilyl-β-D-glucolactone (also called (3R,4S,5R,6R)-3,4,5-tris(trimethylsilyloxy)-6-((trimethylsilyloxy)methyl)tetrahydro-2H-pyran-2-one) (0.28 g, 0.60 mmol) in 10 mL of toluene. The solution was stirred for 2 h prior to quenching by addition of 10 mL of MeOH containing MeSO₃H (0.1 mL). The mixture was stirred for 30 min, quenched by addition of aqueous NaHCO₃ diluted with 10 mL of H₂O and extracted twice with EtOAc. The combined EtOAc fractions were washed with brine, dried over Na₂SO₄, evaporated and used directly for the next step. To a stirred 0°C solution of the above crude product in CH₂Cl₂ (10 mL) was added Et₃SiH (0.06 g, 1.0 mmol) followed by BF₃·Et₂O (0.1 g, 0.76 mmol). The solution was stirred at this temperature for 5 h, quenched by addition of saturated aqueous NaHCO₃ and the organic volatiles were removed under reduced pressure. The residue was partitioned between 10 mL each of EtOAc and H₂O, and the organic layer was evaporated and purified by preparative HPLC to obtain compounds K and L. Compound K: ¹H NMR (CD₃OD): δ 7.30~7.37 (m, 3H), 7.11 (d, 2H, J = 8.8 Hz), 6.84 (d, 2H, J = 8.8 Hz), 4.18~4.20 (m, 2H), 4.09~4.11 (m, 3H), 4.03 (d, 2H, J = 8 Hz), 3.87~3.90 (m, 3H), 3.82 (m, 1H), 3.39~3.44 (m, 3H), 3.30 (m, 1H); MS ESI (m/z): 477 (M+H)⁺, calc. 476. Compound L: ¹H NMR (CD₃OD): δ 7.31~7.34 (m, 3H), 7.10 (d, 2H, J = 8.8 Hz), 6.85 (d, 2H, J = 8.8 Hz), 4.58 (d, 1H, J = 4 Hz), 4.19 (m, 3H), 4.10 (m, 2H), 4.09 (s, 4H), 4.03 (d, 1H, J = 4.0 Hz), 3.82 (m, 3H), 3.82 (m, 1H).

Example 5

[0130] The synthesis of compounds **M** and **N** within the invention is outlined in FIG. 8, with the details given below.

5 **Preparation of (2S,3R,4R,5S,6R)-2-(4-chloro-3-(4-(2-(2-methoxyethoxy)ethoxy)benzyl)phenyl)-6-(hydroxymethyl)tetrahydro-2H-pyran-3,4,5-triol (Compound M) and (2R,3R,4R,5S,6R)-2-(4-chloro-3-(4-(2-(2-methoxyethoxy)ethoxy)benzyl)phenyl)-6-(hydroxymethyl)tetrahydro-2H-pyran-3,4,5-triol (Compound N)**

[0131]



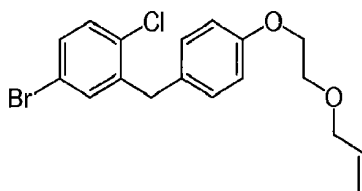
[0132] To a stirred solution of (3R,4R,5S,6R)-2-(4-chloro-3-(4-hydroxybenzyl)phenyl)-6-(hydroxymethyl)tetrahydro-2H-pyran-3,4,5-triol (intermediate **D**) (200 mg, 0.47 mmol) in DMF (20 mL) was added Cs_2CO_3 (0.30 g, 0.94 mmol). The mixture was allowed to stir at room temperature for 0.5 h, and then 2-(2-methoxyethoxy)ethyl methanesulfonate (112 mg, 0.56 mmol) was added dropwise. The mixture was then stirred at 50°C overnight, after which the mixture was evaporated and purified by preparative HPLC to obtain compounds **M** (17.6 mg) and **N** (13.9 mg). Compound **M**: ^1H NMR (CD_3OD): δ 7.31~7.48 (m, 3H), 7.09 (d, 2H, $J = 8.8$ Hz), 6.82 (d, 2H, $J = 8.8$ Hz), 4.06~4.09 (m, 3H), 4.01 (d, 2H, $J = 8$ Hz), 3.79~3.81 (m, 3H), 3.66~3.68 (m, 3H), 3.53~3.56 (m, 2H), 3.39 (m, 3H), 3.35 (s, 3H), 3.29 (m, 1H); **MS ESI** (m/z) 483 ($\text{M}+\text{H}^+$), calc. 482. Compound **N**: ^1H NMR (CD_3OD): δ 7.28~7.32 (m, 3H), 7.07 (d, 2H, $J = 8.8$ Hz), 6.82 (d, 2H, $J = 8.8$ Hz), 4.61 (s, 3H), 4.56 (d, 1H, $J = 4.0$ Hz), 4.16 (m, 1H), 4.07 (m, 2H), 3.99 (m, 4H), 3.91 (m, 1H), 3.79 (m, 3H), 3.56 (m, 3H), 3.35 (m, 2H), 3.30 (s, 3H).

Example 6

[0133] The synthesis of compounds **P** and **Q** within the invention is outlined in FIG. 9, with the details given below.

Preparation of 2-(4-(2-(allyloxy)ethoxy)benzyl)-4-bromo-1-chlorobenzene (Intermediate O)

[0134]

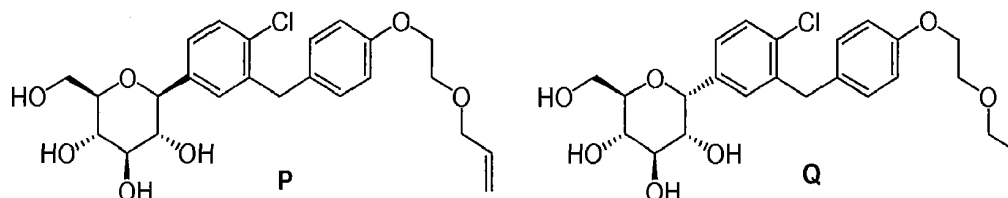


[0135] To a stirred solution of 2-(4-(5-bromo-2-chlorobenzyl)phenoxy)ethanol (intermediate **I**) (0.5 g, 1.47 mmol) in anhydrous THF was added NaH (84 mg, 1.76 mmol) at 0°C. The mixture was stirred at this temperature for 30 min, and then allyl bromide (3-bromoprop-1-ene) (0.21 g, 1.75 mmol) was added and the temperature of the mixture was allowed to rise to the room temperature. The reaction was quenched by pouring it over ice-water, and the mixture was extracted with ethyl acetate. The organic layer was washed with water and brine, dried over Na_2SO_4 , and then purified by column

chromatography (EA:PE = 1:20 to 1:10) to obtain intermediate **O** (0.3 g, yield 54%).

Preparation of (2S,3R,4R,5S,6R)-2-(3-(4-(2-(allyloxy)ethoxy)benzyl)-4-chlorophenyl)-6-(hydroxymethyl)tetrahydro-2H-pyran-3,4,5-triol (Compound P) and (2R,3R,4R,5S,6R)-2-(3-(4-(2-(allyloxy)ethoxy)benzyl)-4-chlorophenyl)-6-(hydroxymethyl)tetrahydro-2H-pyran-3,4,5-triol (Compound Q)

[0136]



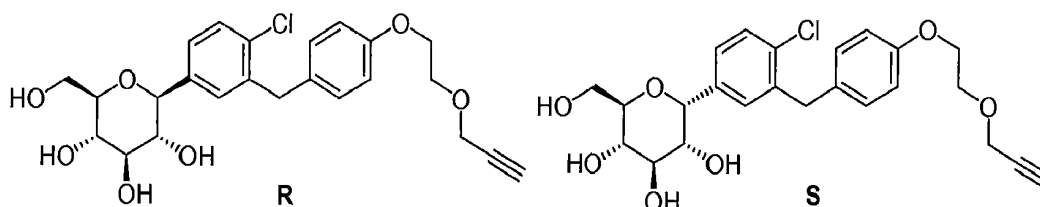
[0137] To a stirred solution of 2-(4-(2-(allyloxy)ethoxy)benzyl)-4-bromo-1-chlorobenzene (intermediate **O**) (1.0 g, 2.6 mmol) in 20 mL of dry THF:toluene (1:2) under argon was added *n*-BuLi (2.5 M, 1.1 mL) dropwise at -78°C. After stirring for 30 min following the addition, this solution was transferred to a stirred solution of 2,3,4,6-tetra-O-trimethylsilyl-β-D-glucolactone (also called (3R,4S,5R,6R)-3,4,5-tris(trimethylsilyloxy)-6-((trimethylsilyloxy) methyl)tetrahydro-2H-pyran-2-one) (1.47 g, 3.1 mmol) in 20 mL of toluene. The solution was stirred for 1 h at -78°C prior to quenching by addition of 10 mL of MeOH containing methanesulfonic acid (0.20 mL). The mixture was stirred for 1 h, and then the reaction was quenched by addition of aqueous NaHCO₃. The mixture was extracted with ethyl acetate, and the organic layer was washed with brine, dried over Na₂SO₄ and evaporated to obtain the crude product (1.20g), which was used for the next step without further purification. To the crude product in dichloromethane (20 mL) was added Et₃SiH (0.28 g, 4.8 mmol) followed by addition of BF₃·Et₂O (0.45 mL, 3.6 mmol) at -5°C. The solution was allowed to stir at 0°C for 3 h. When LC-MS revealed the reaction was complete, the reaction was quenched by addition of aqueous NaHCO₃ (20 mL), the organic volatiles were removed under reduced pressure, and the residue was partitioned between 20 mL each of EtOAc and H₂O. After separating phases, the organic layer was washed with brine, dried over Na₂SO₄, evaporated and purified by preparative HPLC to obtain compounds **P** and **Q**. Compound **P**: ¹H NMR (CD₃OD): δ 7.27-7.36 (m, 3H), 7.10 (d, 2H, *J* = 8.8 Hz), 6.83 (d, 2H, *J* = 8.8 Hz), 5.90 (m, 1H), 5.28~5.38 (m, 1H), 5.17~5.20 (m, 1H), 4.07~4.11 (m, 3H), 3.99 (d, 1H, *J* = 8.0 Hz), 3.87 (m, 1H), 3.76 (m, 2H), 3.68 (m, 1H), 3.38 (m, 3H), 3.28 (m, 1H); MS ESI (*m/z*): 465 (M+H)⁺, calc. 464. Compound **Q**: ¹H NMR (CD₃OD): δ 7.12~7.34 (m, 3H), 7.09 (d, 2H, *J* = 8.8 Hz), 6.84 (d, 2H, *J* = 8.8 Hz), 5.90 (m, 1H), 5.28~5.33 (m, 2H), 4.86~5.20 (m, 2H), 4.58 (d, 1H, *J* = 4.0 Hz), 4.19 (m, 1H), 4.01~4.10 (m, 8H), 3.94 (m, 1H), 3.78 (m, 3H), 3.76 (m, 1H).

Example 7

[0138] The synthesis of compounds **R** and **S** within the invention is outlined in FIG. 10, with the details given below.

Preparation of (2S,3R,4R,5S,6R)-2-(4-chloro-3-(4-(2-(prop-2-ynoxy)ethoxy)benzyl)phenyl)-6-(hydroxymethyl)tetrahydro-2H-pyran-3,4,5-triol (Compound R) and (2R,3R,4R,5S,6R)-2-(4-chloro-3-(4-(2-(prop-2-ynoxy)ethoxy)benzyl)phenyl)-6-(hydroxymethyl)tetrahydro-2H-pyran-3,4,5-triol (Compound S)

[0139]



[0140] To a stirred solution of (3R,4R,5S,6R)-2-(4-chloro-3-(4-hydroxybenzyl)phenyl)-6-(hydroxymethyl)tetrahydro-2H-pyran-3,4,5-triol (intermediate **D**) (200 mg) in DMF (20 mL) was added Cs₂CO₃ (0.26 g). The mixture was allowed to stir at room temperature for 30 min, and then 2-(prop-2-ynoxy)ethyl methanesulfonate (140 mg) was added dropwise. The mixture was stirred at 60°C overnight, whereupon LC-MS showed intermediate **D** was completely consumed. The

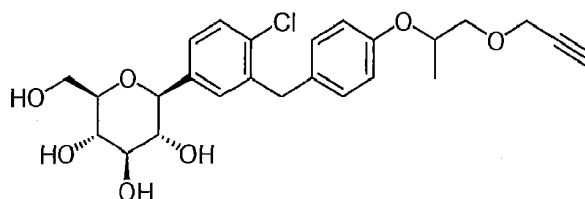
mixture was filtered, evaporated under reduced pressure, and purified by preparative HPLC to give compounds **R** (35 mg) and **S** (20.9 mg). Compound **R**: $^1\text{H NMR}$ (CD_3OD): δ 7.32~7.35 (m, 3H), 7.10 (d, 2H, J = 8.8 Hz), 6.83 (d, 2H, J = 8.8 Hz), 4.23 (d, 1H, J = 2.4 Hz), 4.07~4.10 (m, 3H), 4.02 (d, 2H, J = 8.4 Hz), 3.83~3.85 (m, 3H), 3.65 (m, 1H), 3.35 (m, 3H), 3.32 (s, 1H), 2.86 (t, 1H, J = 2.4 Hz); **MS ESI** (m/z): 463 ($M+H$) $^+$, calc. 462. Compound **S**: $^1\text{H NMR}$ (CD_3OD): δ 7.30~7.33 (m, 3H), 7.09 (d, 2H, J = 8.8 Hz), 6.84 (d, 2H, J = 8.8 Hz), 4.92 (d, 1H, J = 4.0 Hz), 4.25 (d, 2H, J = 2Hz), 4.17 (m, 1H), 4.10 (m, 2H), 4.00 (m, 4H), 3.92 (m, 1H), 3.85 (m, 3H), 3.81 (m, 1H).

Example 8

[0141] The synthesis of compound **T** within the invention is outlined in FIG. 11, with the details given below.

Preparation of (2S,3R,4R,5S,6R)-2-(4-chloro-3-(4-(1-(prop-2-ynoxy)propan-2-yloxy)benzyl)phenyl)-6-(hydroxymethyl)tetrahydro-2H-pyran-3,4,5-triol (Compound T)

[0142]



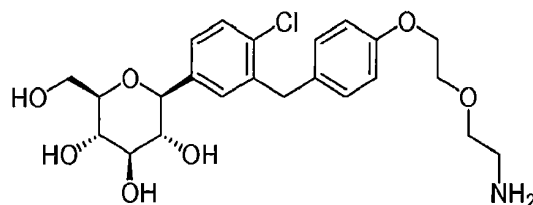
[0143] To a stirred solution of (3R,4R,5S,6R)-2-(4-chloro-3-(4-hydroxybenzyl)phenyl)-6-(hydroxymethyl)tetrahydro-2H-pyran-3,4,5-triol (intermediate **D**) (50 mg, 0.13 mmol) in DMF (10 mL) was added Cs_2CO_3 (64 mg, 0.20 mmol) and the mixture was stirred for 0.5 h. Then 1-(prop-2-ynoxy)propan-2-yl methanesulfonate (38 mg, 0.20 mmol) was added, and the mixture was stirred at 40°C overnight. The mixture then was filtered, evaporated under reduced pressure, and the residue was purified by preparative HPLC to obtain compound **T** (8.9 mg) as a white powder. $^1\text{H NMR}$ (CD_3OD): δ 7.25~7.34 (m, 3H), 7.08 (d, 2H, J = 8.8 Hz), 6.82 (d, 2H, J = 8.8 Hz), 4.56 (s, 1H), 4.18 (m, 1H), 5.28~5.33 (m, 2H), 4.07 (m, 2H), 4.01 (d, 1H, J = 8.0 Hz), 3.87 (d, 1H, J = 1.2 Hz), 3.85 (m, 1H), 3.60 (m, 3H), 3.38 (m, 3H), 3.28 (m, 1H), 2.82 (m, 1H), 1.24 (d, 2H).

Example 9

[0144] The synthesis of compound **V** within the invention is outlined in FIG. 12, with the details given below.

Preparation of (2S,3R,4R,5S,6R)-2-(3-(4-(2-(2-aminoethoxy)ethoxy)benzyl)-4-chlorophenyl)-6-(hydroxymethyl)tetrahydro-2H-pyran-3,4,5-triol (Compound V)

[0145]



[0146] (3R,4R,5S,6R)-2-(4-chloro-3-(4-hydroxybenzyl)phenyl)-6-(hydroxymethyl) tetrahydro-2H-pyran-3,4,5-triol (intermediate **D**) (30 mg, 78.7 μmol), 2-(2-(tert-butoxycarbonylamino)ethoxy)ethyl methanesulfonate (26.8 mg, 94.5 μmol) and Cs_2CO_3 (30.8 mg, 94.5 μmol) were dissolved in DMF (3 mL) at room temperature and stirred overnight. The mixture was then extracted with EtOAc, washed with NH_4Cl and NaCl, dried over Na_2SO_4 , and evaporated to get the crude product, tert-butyl 2-(2-(4-(2-chloro-5-((2S,3R,4R,5S,6R)-3,4,5-trihydroxy-6-(hydroxymethyl)tetrahydro-2H-pyran-2-yl)benzyl)phenoxy)ethoxy)ethylcarbamate (intermediate **U**) (40 mg), which was used for the next step without further purification. The crude intermediate **U** was dissolved in MeOH (0.5 mL), MeSO_3H (6 μL) was added, and the mixture was stirred overnight at room temperature. Then the reaction was quenched with NaHCO_3 the mixture was extracted

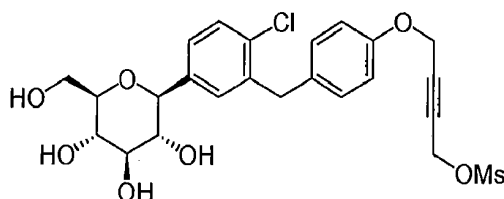
with ethyl acetate, and the organic layer was washed with brine, dried over Na_2SO_4 , concentrated, and separated by preparative HPLC to obtain compound **V** (11.6 mg). $^1\text{H NMR}$ (CD_3OD): δ 7.40~7.27 (m, 3H), 7.14~7.10 (m, 2H), 6.87~6.85 (m, 2H), 4.54 (d, $J = 16$, 1H), 4.19~4.18 (m, 1H), 4.16~4.14 (m, 2H), 4.05~4.01 (m, 4H), 3.94~3.93 (m, 1H), 3.88~3.86 (m, 2H), 3.83~3.76 (m, 3H), 3.67~3.57 (m, 1H), 3.16~3.13 (m, 2H); **MS ESI** (m/z): 468 ($\text{M}+\text{H}$) $^+$, calc. 467.

Example 10

[0147] The synthesis of compound **W** within the invention is outlined in FIG. 13, with the details given below.

Preparation of 4-(4-(2-chloro-5-((2S,3R,4R,5S,6R)-3,4,5-trihydroxy-6-(hydroxymethyl)tetrahydro-2H-pyran-2-yl)benzyl)phenoxy)but-2-ynyl methanesulfonate (Compound **W**)

[0148]



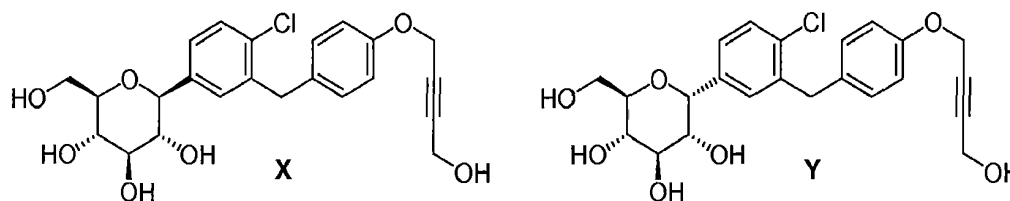
[0149] To a solution of (3R,4R,5S,6R)-2-(4-chloro-3-(4-(hydroxybenzyl)phenyl)-6-(hydroxymethyl)tetrahydro-2H-pyran-3,4,5-triol (intermediate **D**) (30 mg) and but-2-yne-1,4-diyl dimethanesulfonate (16.9 mg) in anhydrous DMF (10 mL) was added Cs_2CO_3 (51.5 mg). The mixture was stirred overnight at room temperature, whereupon LC-MS showed that intermediate **D** was exhausted. Then the mixture was poured into water and extracted with EtOAc, washed with water and brine, and dried with anhydrous Na_2SO_4 . The solvent was then evaporated under reduced pressure, and the crude product was purified by preparative HPLC to obtain compound **W** (21.36 mg, yield 51.3%). $^1\text{H NMR}$ (CD_3OD): δ 7.32 (m, 3H), 7.11 (d, $J = 8.8$ Hz, 2H), 6.88 (d, $J = 8.8$ Hz, 2H), 4.93 (t, $J = 1.2$ Hz, 2H), 4.81 (t, $J = 1.2$ Hz, 2H), 4.59 (d, $J = 3.2$ Hz, 1H), 4.18 (m, 1H), 4.02 (m, 4H), 3.94 (m, 1H), 3.83 (m, 1H), 3.67 (m, 1H), 2.99 (s, 3H); **MS ESI** (m/z): 527 ($\text{M}+\text{H}$) $^+$, calc. 526.

Example 11

[0150] The synthesis of compounds **X** and **Y** within the invention is outlined in FIG. 14, with the details given below.

Preparation of (2S,3R,4R,5S,6R)-2-(4-chloro-3-(4-(4-hydroxybut-2-ynyloxy)benzyl)phenyl)-6-(hydroxymethyl)tetrahydro-2H-pyran-3,4,5-triol (Compound **X**) and (2R,3R,4R,5S,6R)-2-(4-chloro-3-(4-(4-hydroxybut-2-ynyloxy)benzyl)phenyl)-6-(hydroxymethyl)tetrahydro-2H-pyran-3,4,5-triol (Compound **Y**)

[0151]



[0152] To a solution of (3R,4R,5S,6R)-2-(4-chloro-3-(4-(hydroxybenzyl)phenyl)-6-(hydroxymethyl)tetrahydro-2H-pyran-3,4,5-triol (intermediate **D**) (30 mg) and 4-chlorobut-2-yn-1-ol (16.9 mg) in anhydrous DMF (10 mL) was added K_2CO_3 (51.5 mg). The mixture was stirred overnight at room temperature, whereupon LC-MS showed that intermediate **D** was exhausted. Then the mixture was poured into water and extracted with EtOAc, washed with water and brine, and dried with anhydrous Na_2SO_4 . The solvent was then evaporated under reduced pressure, and the crude product was purified by preparative HPLC to obtain compounds **X** (17.68 mg) and **Y** (10.32 mg). Compound **X**: $^1\text{H NMR}$ (CD_3OD): δ 7.32 (m, 3H), 7.11 (d, $J = 8.8$ Hz, 2H), 6.86 (d, $J = 8.8$ Hz, 2H), 4.71 (t, $J = 1.2$ Hz, 2H), 4.19 (t, $J = 1.2$ Hz, 2H), 4.05 (m, 3H), 3.87 (m, 1H), 3.67 (m, 1H), 3.42 (m, 3H), 3.27 (m, 1H); **MS ESI** (m/z): 449 ($\text{M}+\text{H}$) $^+$, calc. 448. Compound **Y**: ^1H

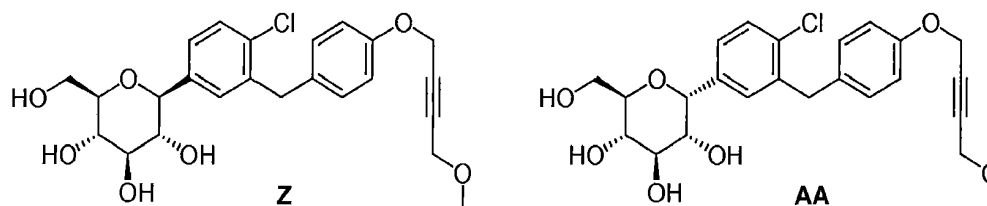
NMR (CD₃OD): δ 7.32 (m, 3H), 7.13 (d, J = 8.8 Hz, 2H), 6.90 (d, J = 8.8 Hz, 2H), 4.73 (t, J = 1.2 Hz, 2H), 4.58 (d, J = 4.0 Hz, 1H), 4.20 (t, J = 1.2 Hz, 2H), 4.18 (m, 1H), 4.02 (m, 4H), 3.94 (m, 1H), 3.82 (m, 1H), 3.66 (m, 1H).

Example 12

[0153] The synthesis of compounds **Z** and **AA** within the invention is outlined in FIG. 15, with the details given below.

Preparation of (2S,3R,4R,5S,6R)-2-(4-chloro-3-(4-(4-methoxybut-2-ynoxy)benzyl)phenyl)-6-(hydroxymethyl)tetrahydro-2H-pyran-3,4,5-triol (Compound Z) and (2R,3R,4R,5S,6R)-2-(4-chloro-3-(4-(4-methoxybut-2-ynoxy)benzyl)phenyl)-6-(hydroxymethyl)tetrahydro-2H-pyran-3,4,5-triol (Compound AA)

[0154]



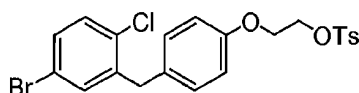
[0155] To a solution of (3R,4R,5S,6R)-2-(4-chloro-3-(4-hydroxybenzyl)phenyl)-6-(hydroxymethyl)tetrahydro-2H-pyran-3,4,5-triol (intermediate **D**) (30 mg) and 1-bromo-4-methoxybut-2-yne (30 mg) in anhydrous DMF (10 mL) was added K₂CO₃ (27.1 mg). The mixture was stirred overnight at room temperature, whereupon LC-MS showed that intermediate **D** was exhausted. Then the mixture was poured into water and extracted with EtOAc, washed with water and brine, and dried with anhydrous Na₂SO₄. The solvent was then evaporated under reduced pressure, and the crude product was purified by preparative HPLC to obtain compounds **Z** (9.68 mg) and **AA** (5.87 mg). Compound **Z**: **¹H NMR** (CD₃OD): δ 7.30 (m, 3H), 7.11 (d, J = 8.8 Hz, 2H), 6.87 (d, J = 8.8 Hz, 2H), 4.73 (t, J = 1.2 Hz, 2H), 4.58 (d, J = 4.0 Hz, 1H), 4.11 (t, J = 1.2 Hz, 2H), 4.03 (m, 3H), 3.87 (m, 1H), 3.69 (m, 1H), 3.42 (m, 3H), 3.29 (s, 3H); **MS ESI** (m/z): 463 ($M+H$)⁺, calc. 462. Compound **AA**: **¹H NMR** (CD₃OD): δ 7.30 (m, 3H), 7.11 (d, J = 8.8 Hz, 2H), 6.87 (d, J = 8.8 Hz, 2H), 4.73 (t, J = 1.2 Hz, 2H), 4.57 (s, 2H), 4.56 (t, J = 1.2 Hz, 1H), 4.17 (m, 1H), 3.87 (m, 1H), 4.11 (m, 2H), 3.92 (m, 1H), 3.80 (s, 1H), 3.64 (m, 1H), 3.47 (m, 1H), 3.12 (m, 1H).

Example 13

[0156] The synthesis of compound **AD** within the invention is outlined in FIG. 16, with the details given below.

Preparation of 2-(4-(5-bromo-2-chlorobenzyl)phenoxy)ethyl 4-methylbenzenesulfonate (Intermediate AB)

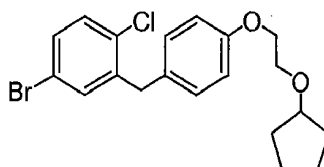
[0157]



[0158] To a solution of 2-(4-(5-bromo-2-chlorobenzyl)phenoxy)ethanol (intermediate **I**) (3.41 g) in anhydrous DCM (20 mL), pyridine (2.0 eq) was added, and then the mixture was stirred and cooled to 0°C. Then TsCl (1.3 eq) was added in portions, and the mixture was allowed to warm to room temperature and stirred overnight. TLC (PE:EA = 4:1) showed the reaction was complete. Then the mixture was poured into water and extracted with DCM, washed with water and brine, and dried with anhydrous Na₂SO₄. The solvent was then evaporated under reduced pressure, and the solid crude product was purified by column chromatography (PE:EA = 30:1) to obtain intermediate **AB** (4.05 g, yield 81.7%).

Preparation of 4-bromo-1-chloro-2-(4-(2-(cyclopentyloxy)ethoxy)benzyl)benzene (Intermediate AC)

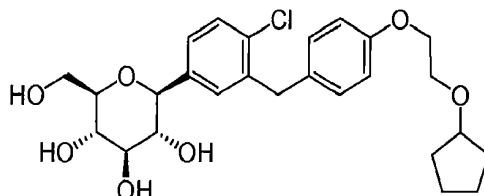
[0159]



[0160] To a solution of cyclopentanol (0.86 g) in anhydrous THF (8.6 mL), NaH (2.0 eq) was added in portions at 0°C, and then the mixture was stirred at 0°C for 3 h. Then 2-(4-(5-bromo-2-chlorobenzyl)phenoxy)ethyl 4-methylbenzenesulfonate (intermediate **AB**) (2.43 g, 0.5 eq) was added in portions. The mixture was stirred at room temperature overnight, whereupon TLC showed the reaction was complete. Then the reaction mixture was quenched with saturated NH₄Cl, extracted with EtOAc, washed with water and brine, dried with anhydrous Na₂SO₄, and concentrated to a crude oil. The crude oil was purified by column chromatography (PE:EA = 100:1) to obtain oil **AC** (1.0 g, yield ~50%).

Preparation of (2S,3R,4R,5S,6R)-2-(4-chloro-3-(4-(2-(cyclopentyloxy)ethoxy)benzyl)phenyl)-6-(hydroxymethyl)tetrahydro-2H-pyran-3,4,5-triol (Compound AD)

[0161]



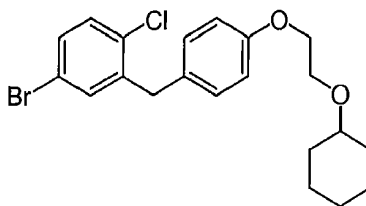
[0162] To a solution of 4-bromo-1-chloro-2-(4-(2-(cyclopentyloxy)ethoxy)benzyl) benzene (Intermediate **AC**) (0.41 g) in anhydrous toluene/THF (v/v = 2:1, 10 mL), n-BuLi (1.3 eq) was added dropwise at -78°C and stirred for 1 h. Then the mixture was transferred to a solution of 2,3,4,6-tetra-O-trimethylsilyl-β-D-glucolactone (also called (3R,4S,5R,6R)-3,4,5-tris(trimethylsilyloxy)-6-((trimethylsilyloxy)methyl)tetrahydro-2H-pyran-2-one) (1.5 eq) in anhydrous toluene (10 mL) at -78°C. The mixture was stirred at -78°C for 2 h until starting material was consumed. The reaction was quenched with methanesulfonic acid (0.3 g in 10 mL MeOH), and the mixture was allowed to warm to room temperature and stirred overnight. Then 20 mL of water was added. The organic phase was separated, and the water phase was extracted with EtOAc. The organic phases were combined, washed with saturated NaHCO₃ water and brine, and then dried with anhydrous Na₂SO₄, filtered and concentrated. The residue was purified on a flash column (0.8 g, R_f = 0.1-0.2, EA:PE = 2:1) to collect the crude product. The crude product was dissolved in anhydrous CH₃CN (10 mL), Et₃SiH (1 mL) was added, the mixture was cooled to -5°C, and BF₃·Et₂O (0.6 mL) was added dropwise. Then the reaction was allowed to warm to 20°C and stirred overnight. After the reaction reached completion, it was quenched with saturated aqueous NaHCO₃. The solvent was removed under reduced pressure and the residue was extracted with EtOAc and washed with water and brine. The product was dried with anhydrous Na₂SO₄, filtered, concentrated to a solid, and purified by preparative HPLC to obtain compound **AD** as a white powder upon freeze-drying. ¹H NMR (CD₃OD): δ 7.30 (m, 3H), 7.11 (d, J = 8.8 Hz, 2H), 6.87 (d, J = 8.8 Hz, 2H), 4.07 (m, 5H), 3.87 (s, 1H), 3.71 (m, 3H), 3.15 (m, 1H), 3.10 (m, 2H), 3.07 (m, 6H), 1.72 (m, 6H), 1.55 (m, 2H); **MS ESI** (m/z): 494 (M+H)⁺, calc. 493.

Example 14

[0163] The synthesis of compound **AF** within the invention is outlined in FIG. 17, with the details given below.

Preparation of 4-bromo-1-chloro-2-(4-(2-(cyclohexyloxy)ethoxy)benzyl)benzene (Intermediate AE)

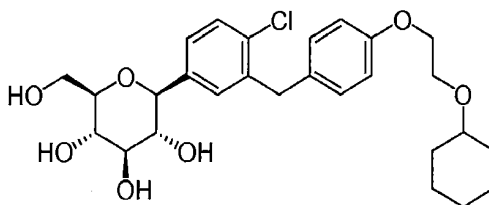
[0164]



[0165] To a solution of cyclohexanol (0.76 g, 7.56 mmol) in anhydrous THF (10 mL), NaH (60%, 0.18g, 7.56 mmol) was added in portions at 0°C. The mixture was stirred at 0°C for 0.5 h, and then 2-(4-(5-bromo-2-chlorobenzyl)phenoxy)ethyl 4-methylbenzenesulfonate (intermediate **AB**) (0.66 g, 1.26 mmol) was added in portions. Then the mixture was stirred at room temperature overnight, whereupon TLC showed the reaction was complete. Then the reaction mixture was quenched with saturated NH₄Cl, extracted with EtOAc, washed with water and brine, dried with anhydrous Na₂SO₄, and concentrated to a crude oil. The crude oil was purified by column chromatography (PE:EA = 100:1) to obtain oil **AE** (0.3 g, yield 56.6%). ¹H NMR (400 MHz, CD₃OD): δ 7.28-7.21 (m, 3H), 7.07 (d, 2H, *J* = 8.8Hz), 6.86 (d, 2H, *J* = 8.4Hz), 4.08 (t, 2H, *J* = 4.8Hz), 3.98 (s, 2H), 3.80 (t, 2H, *J* = 4.8Hz), 3.40-3.20 (m, 1H), 1.95-1.93 (m, 2H), 1.76-1.73 (m, 2H), 1.32-1.22 (m, 6H).

Preparation of (2S,3R,4R,5S,6R)-2-(4-chloro-3-(4-(2-(cyclohexyloxy)ethoxy)benzyl)phenyl)-6-(hydroxymethyl)tetrahydro-2H-pyran-3,4,5-triol (Compound AF)

[0166]



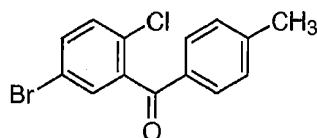
[0167] To a solution of 4-bromo-1-chloro-2-(4-(2-(cyclohexyloxy)ethoxy)benzyl) benzene (intermediate **AE**) (0.3 g, 0.64 mmol) in anhydrous toluene/THF (*v/v* = 2:1, 6 mL), *n*-BuLi (2.5 N, 0.39 mL, 0.96 mmol) was added dropwise at -78 °C and stirred for 1 h. Then the mixture was transferred to a solution of 2,3,4,6-tetra-O-trimethylsilyl-β-D-glucolactone (also called (3R,4S,5R,6R)-3,4,5-tris(trimethylsilyloxy)-6-((trimethylsilyloxy)methyl)tetrahydro-2H-pyran-2-one) (0.447 g, 0.96 mmol) in anhydrous toluene (5 mL) at -78 °C. The mixture was stirred at -78 °C for 2 h until starting material was consumed. The reaction was quenched with methanesulfonic acid (0.3g in 10 mL MeOH), and the mixture was allowed to warm to room temperature and stirred overnight. Then 20 mL of water was added. The organic phase was separated, and the water phase was extracted with EtOAc. The organic phases were combined, washed with saturated NaHCO₃ water and brine, and then dried with anhydrous Na₂SO₄, filtered and concentrated. The residue was dissolved in anhydrous CH₃CN (4 mL), Et₃SiH (0.2 mL, 1.25 mmol) was added and the mixture was cooled to -20°C. Then BF₃·Et₂O (0.12 mL, 0.94 mmol) was added dropwise, and the mixture was allowed to warm to 20°C and stirred overnight. After the reaction reached completion, it was quenched with saturated aqueous NaHCO₃. The solvent was removed under reduced pressure and the residue was extracted with EtOAc and washed with water and brine. The product was dried with anhydrous Na₂SO₄, filtered, concentrated to a solid, and purified by preparative HPLC to obtain compound **AF** as a white powder upon freeze-drying. ¹H NMR (400 MHz, CD₃OD): δ 7.37-7.30 (m, 3H), 7.12 (d, 2H, *J* = 8.8Hz), 6.85 (d, 2H, *J* = 8.8Hz), 4.11-4.03 (m, 5H), 3.87-3.79 (m, 4H), 3.47-3.33 (m, 4H); 3.32-3.30 (m, 1H), 2.00-1.90 (m, 2H), 1.76-1.75 (m, 2H), 1.60-1.50 (m, 1H), 1.33-1.28 (m, 5H); **MS ESI** (*m/z*): 508 (M+H)⁺, calc. 507.

Example 15

[0168] The synthesis of compound **AS** within the invention is outlined in FIG. 18, with the details given below.

Preparation of (5-bromo-2-chlorophenyl)(p-tolyl)methanone (Intermediate AG)

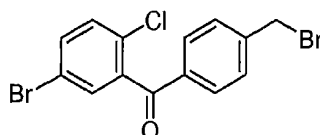
[0169]



[0170] To a stirred suspension of compound 5-bromo-2-chlorobenzoic acid (20 g, 85.5 mmol) in 200 mL of CH_2Cl_2 containing oxalyl chloride (11.2 mL) was added 0.5 mL of DMF. Once the vigorous evolution of gas ceased, the reaction was stirred overnight and then the volatiles were removed under reduced pressure. After dissolving the crude 5-bromo-2-chlorobenzoyl chloride in 150 mL of toluene, the solution was cooled to -10°C . Then AlCl_3 (22.4 g, 170 mmol) was added while insuring the temperature did not exceed 0°C . HCl gas emission was trapped by passing the gas over a stirred concentrated NaOH solution. HPLC-MS revealed the reaction to be 98% complete after the addition was finished. The reaction was quenched by pouring over ice. The suspension was diluted with H_2O and extracted 3X with CH_2Cl_2 . The combined organic extracts were washed 2X with 1N HCl, 1X with H_2O , 2X with 1M NaOH, and 2X with brine prior to drying over Na_2SO_4 . After removal of the volatiles, crystallization of the crude product from ethanol (80 mL) yielded intermediate **AG** (16 g).

Preparation of (5-bromo-2-chlorophenyl)(4-(bromomethyl)phenyl)methanone (Intermediate AH)

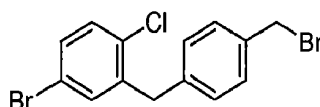
[0171]



[0172] To a solution of (5-bromo-2-chlorophenyl)(*p*-tolyl)methanone (intermediate **AG**) (16 g, 48.9 mmol) in CCl_4 (80 mL), NBS (10.08 g, 57 mmol) and AIBN (0.848 g) was added. Then the mixture was heated to 90°C . After 3h, CCl_4 was removed under reduced pressure. The residue was dissolved in CH_2Cl_2 and the solution was washed 1X with HCl (1M) and 2X with brine prior to drying over Na_2SO_4 . Solvent was removed under reduced pressure to obtain crude intermediate **AH** (20.75 g).

Preparation of 4-bromo-2-(4-(bromomethyl)benzyl)-1-chlorobenzene (Intermediate AI)

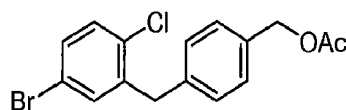
[0173]



[0174] To a stirred solution of Et_3SiH (17 mL) and (5-bromo-2-chlorophenyl)(4-(bromomethyl)phenyl)methanone (intermediate **AH**) (20.75 g, 54 mmol) in TFA (100 mL) at 30°C was added $\text{CF}_3\text{SO}_3\text{H}$ (0.05 mL). Within a few minutes the temperature of the solution increased causing it to reflux violently. After 3h, the volatiles were removed under reduced pressure. The residue was poured into brine and extracted 3X with ethyl acetate. The combined organic layers were washed 3X with H_2O , 2X with aqueous Na_2SO_4 and 2X with brine, and dried over Na_2SO_4 . The solvent was evaporated under reduced pressure, and the product was purified by column chromatography to obtain pure intermediate **AI** (15.5 g).

Preparation of 4-(5-bromo-2-chlorobenzyl)benzyl acetate (Intermediate AJ)

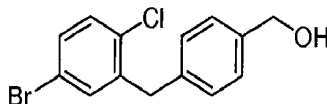
[0175]



[0176] To a solution of 4-bromo-2-(4-(bromomethyl)benzyl)-1-chlorobenzene (intermediate AI) (15.5 g) in DMF (70 mL), NaOAc (16.27 g) was added. The solution was heated to 70°C. After 3h, H₂O (100 mL) and ethyl acetate (200 mL) were added. The organic layer was separated, washed with brine, and dried over Na₂SO₄. The solvent was evaporated under reduced pressure, and the product was purified by column chromatography to obtain pure intermediate **AJ** (8.86 g).

Preparation of (4-(5-bromo-2-chlorobenzyl)phenyl)methanol (Intermediate AK)

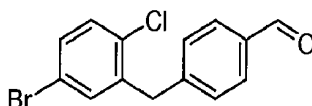
[0177]



[0178] To a solution of 4-(5-bromo-2-chlorobenzyl)benzyl acetate (intermediate **AJ**) (8.86 g) in 60 mL of a mixture of THF:MeOH:H₂O (v/v/v = 2:3:1), LiOH·H₂O (2.10 g) was added. The solution was stirred at room temperature. After 1h, H₂O (10 mL) and ethyl acetate (100 mL) were added. The aqueous layer was extracted 2X with ethyl acetate. The combined ethyl acetate layers were washed with brine and dried over Na₂SO₄. The solvent was evaporated under reduced pressure, and the product was purified by column chromatography to obtain pure intermediate **AK** (6 g).

Preparation of 4-(5-bromo-2-chlorobenzyl)benzaldehyde (Intermediate AL)

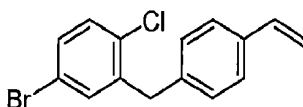
[0179]



[0180] To a solution of (4-(5-bromo-2-chlorobenzyl)phenyl)methanol (intermediate **AK**) (1 g) in CH₂Cl₂ (10 mL), the solution of Dess-Martin periodinane (DMP) (1.22 g) in CH₂Cl₂ (10 mL) was added dropwise at 0°C. The mixture was warmed to room temperature, and the reaction was monitored by TLC. After 1 h, CH₂Cl₂ was added to dilute the solution and 1 M NaOH was added to quench the reaction. The CH₂Cl₂ layer was separated and washed with aqueous NaHSO₃ and brine, and dried over Na₂SO₄. the solvent was evaporated under reduced pressure, and the product was purified by column chromatography to obtain pure intermediate **AL** (0.62 g).

Preparation of 4-bromo-1-chloro-2-(4-vinylbenzyl)benzene (Intermediate AM)

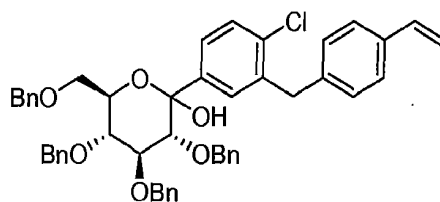
[0181]



[0182] To a solution of Ph₃PCH₃I (0.97 g) in toluene (5 mL), KN(TMS)₂ (0.5M in toluene, 4.8 mL) was added dropwise at room temperature. After 10 min, the solution of 4-(5-bromo-2-chlorobenzyl)benzaldehyde (intermediate **AL**) (0.62 g) in toluene (2 mL) was added dropwise. After 2 h, aqueous NaHCO₃ was added to quench the reaction, and the resulting mixture was extracted with ethyl acetate. The organic layers were combined, washed with brine, and dried over Na₂SO₄. The solvent was evaporated under reduced pressure, and the product was purified by column chromatography to obtain pure intermediate **AM** (0.5 g).

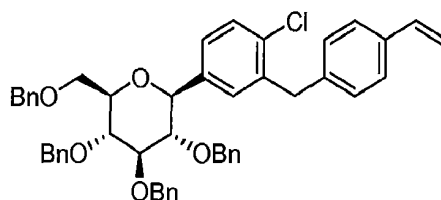
Preparation of (3R,4S,5R,6R)-3,4,5-tris(benzyloxy)-6-(benzyloxymethyl)-2-(4-chloro-3-(4-vinylbenzyl)phenyl)tetrahydro-2H-pyran-2-ol (Intermediate AN)

[0183]



[0184] To a solution of 4-bromo-1-chloro-2-(4-vinylbenzyl)benzene (intermediate **AM**) (215 mg) in toluene:THF (2:1) (3 mL) at -78°C was added n-BuLi (0.34 mL, 2.5 M in hexane) dropwise. After 45 min, the above mixture was added dropwise into a pre-cooled (-78°C) solution of (3R,4S,5R,6R)-3,4,5-tris(benzyloxy)-6-(benzyloxymethyl)tetrahydro-2H-pyran-2-one (453 mg) in toluene (3 mL). After being stirred for 2.5 h at -78°C, the reaction mixture was quenched by saturated NH_4Cl and diluted with ethyl acetate. The organic layer was separated, washed with brine and dried over Na_2SO_4 . Concentration gave the crude product which was purified by chromatography to provide intermediate **AN** (712 mg) as an oil.

Preparation of (2R,3R,4R,5S,6S)-3,4,5-tris(benzyloxy)-2-(benzyloxymethyl)-6-(4-chloro-3-(4-vinylbenzyl)phenyl)tetrahydro-2H-pyran (Intermediate AO)



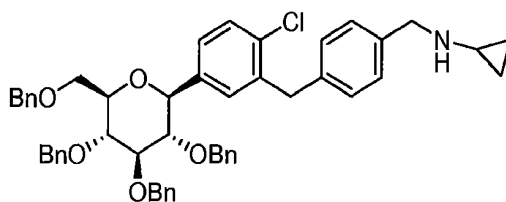
[0186] To a stirred solution of (3R,4S,5R,6R)-3,4,5-tris(benzyloxy)-6-(benzyloxymethyl)-2-(4-chloro-3-(4-vinylbenzyl)phenyl)tetrahydro-2H-pyran-2-ol (intermediate **AN**) (350 mg) in 4 mL of CH_2Cl_2 : CH_3CN (1:1) at -15°C was added Et_3SiH (0.146 mL), followed by $\text{BF}_3 \cdot \text{Et}_2\text{O}$ (0.09 mL). During the period of addition, the temperature was maintained at approximately -5°C to -10°C. The stirred solution was allowed to warm to 0°C over 5h. The reaction was monitored by TLC, and after the starting material was consumed, the reaction was quenched by addition of saturated aqueous NaHCO_3 . The solvent was removed under reduced pressure. The residue was then dissolved in a mixture of 40 mL of ethyl acetate and water (1:1). After separation of the organic layer, the aqueous phase was extracted 2x with 20 mL of ethyl acetate. The organic phases were combined and washed with brine and water before drying over Na_2SO_4 . Concentration of the solution yielded a yellow gel, which was purified by preparative TLC to obtain pure intermediate **AO** (100 mg).

Preparation of 4-(2-chloro-5-((2S,3S,4R,5R,6R)-3,4,5-tris(benzyloxy)-6-(benzyloxymethyl)tetrahydro-2H-pyran-2-yl)benzyl)benzaldehyde (Intermediate AP)

[0187] Into a solution of (2R,3R,4R,5S,6S)-3,4,5-tris(benzyloxy)-2-(benzyloxymethyl)-6-(4-chloro-3-(4-vinylbenzyl)phenyl)tetrahydro-2H-pyran (intermediate **AO**) (100 mg) in CH_2Cl_2 (10 mL) at -78°C was bubbled O_3 until the color of the solution turned blue. After TLC showed the starting material was consumed, a solution of PPh_3 (70 mg) in CH_2Cl_2 (2 mL) was added dropwise at -78°C. The solution was then warmed to room temperature over a period of 1 h. The precipitate was removed by filtration, and solvent was removed from the filtrate under reduced pressure. The crude product was purified by preparative TLC to obtain intermediate **AP** (83 mg). **MS ESI** (m/z): 770 ($\text{M} + \text{NH}_4$)⁺.

Preparation of N-(4-(2-chloro-5-((2S,3S,4R,5R,6R)-3,4,5-tris(benzyloxy)-6-(benzyloxymethyl)tetrahydro-2H-pyran-2-yl)benzyl)cyclopropanamine (Intermediate AQ)

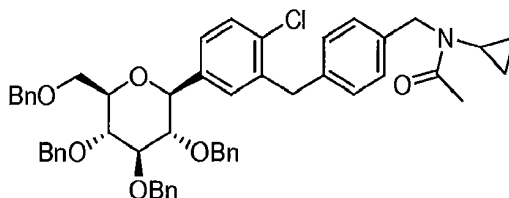
[0188]



[0189] A solution of 4-(2-chloro-5-((2S,3S,4R,5R,6R)-3,4,5-tris(benzyloxy)-6-(benzyloxymethyl)tetrahydro-2H-pyran-2-yl)benzyl)benzaldehyde (intermediate **AP**) (40 mg) in $\text{CH}_2\text{Cl}_2:\text{CH}_3\text{CN}$ (v/v = 1:1) (1.0 mL) was cooled to 0°C , followed by addition of cyclopropylamine (15 mg) and acetic acid (1 mg). After 30 min, NaBH_3CN (17 mg) was added. The reaction was monitored by LC-MS. After the starting material was consumed, ethyl acetate (20 mL) and water (5 mL) were added to quench the reaction. The organic layer was separated and the aqueous layer was extracted with ethyl acetate. The organic extracts were combined and washed with brine. Removal of ethyl acetate under reduced pressure and purification of the crude product by preparative TLC gave intermediate **AQ** (30 mg). **MS ESI** (m/z): 794 (M + H)⁺.

Preparation of N-(4-(2-chloro-5-((2S,3S,4R,5R,6R)-3,4,5-tris(benzyloxy)-6-(benzyloxymethyl)tetrahydro-2H-pyran-2-yl)benzyl)benzyl)-N-cyclopropylacetamide (Intermediate AR)

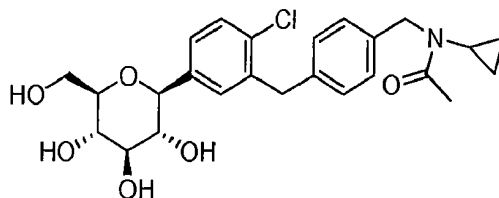
[0190]



[0191] To a solution of acetic acid (0.11 g) and Et_3N (0.14 mL) in CH_2Cl_2 (1 mL) at room temperature, EDCI (96 mg) and HOBt (68 mg) was added. The mixture was stirred for 30 min at room temperature. A solution of N-(4-(2-chloro-5-((2S,3S,4R,5R,6R)-3,4,5-tris(benzyloxy)-6-(benzyloxymethyl)tetrahydro-2H-pyran-2-yl)benzyl)benzyl) cyclopropanamine (Intermediate **AQ**) (40mg) in CH_2Cl_2 (0.2 mL) was added dropwise. The reaction was monitored by LC-MS. After the starting material was consumed, CH_2Cl_2 was added to dilute the solution. The resulting mixture was then washed with H_2O , 1N HCl, aqueous NaHCO_3 and brine. CH_2Cl_2 was removed under reduced pressure, and the crude product was purified by preparative TLC to give intermediate **AR** (20 mg). **MS ESI** (m/z): 836 (M + H)⁺, 853 (M+ NH_4)⁺.

Preparation of N-(4-(2-chloro-5-((2S,3R,4R,5S,6R)-3,4,5-trihydroxy-6-(hydroxymethyl)tetrahydro-2H-pyran-2-yl)benzyl)benzyl)-N-cyclopropylacetamide (Compound AS)

[0192]



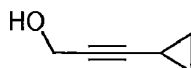
[0193] To a solution of N-(4-(2-chloro-5-((2S,3S,4R,5R,6R)-3,4,5-tris(benzyloxy)-6-(benzyloxymethyl)tetrahydro-2H-pyran-2-yl)benzyl)benzyl)-N-cyclopropylacetamide (intermediate **AR**) (20 mg) in $\text{THF}:\text{CH}_3\text{OH}$ (v/v = 1:1) (4 mL) at room temperature was added Pd/C and 1,2-dichlorobenzene (0.05 mL). The mixture was stirred under H_2 . After LC-MS showed the starting material was consumed, Pd/C was removed by filtration, and the solvent was removed under reduced pressure. The crude product was purified by preparative LC-MS to give compound **AS** (4 mg). **¹H NMR** (400 Hz, CD_3OD): δ 0.77-0.87 (4H, m), 2.26 (3H, s), 2.62-2.66 (1H, m), 3.26 (1H, d, J = 8.8 Hz), 3.36-3.46 (3H, m), 3.66-3.69 (1H, m), 3.86 (1H, d, J = 12.8 Hz), 4.02-4.12 (3H, m), 4.56 (2H, s), 7.11-7.16 (4H, m), 7.26-7.29 (1H, m), 7.33-7.35 (2H, m); **MS ESI** (m/z) : 520 (M + HCO_2)⁻.

Example 16

[0194] The synthesis of compounds **AV** and **AW** within the invention is outlined in FIG. 19, with the details given below.

5 **Preparation of 3-cyclopropylprop-2-yn-1-ol (Intermediate AT)**

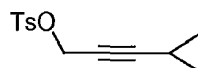
[0195]



[0196] Under Ar, *n*-butyllithium in hexane (3.33 mL, 2.5 M, 8.33 mmol) was added dropwise to a solution of ethynylcyclopropane (0.5 g, 7.58 mmol) in anhydrous THF (5 mL) at 0°C. The solution was stirred for 1h after the addition was completed. To this solution, paraformaldehyde (0.273 g, 9.09 mmol) was added. The mixture was stirred for 1h at 0°C, and allowed to warm to room temperature for another 2h. The reaction was gradually quenched with 6N HCl (2 mL) in an ice bath. The aqueous layer was extracted twice with 20 mL of ethyl acetate. The organic layer was washed with saturated NaHCO₃ solution and water prior to drying over anhydrous Na₂SO₄. The organic phase was concentrated to give crude intermediate **AT** (550 mg), which was used in the next step without purification.

20 **Preparation of 3-cyclopropylprop-2-ynyl 4-methylbenzenesulfonate (Intermediate AU)**

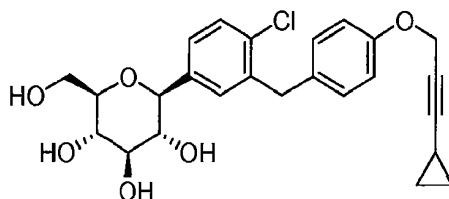
[0197]



[0198] To a stirred solution of crude 3-cyclopropylprop-2-yn-1-ol (intermediate **AT**) (0.55 mg) in 10 mL of CH₂Cl₂ was added TsCl (1.33 g, 6.87 mmol) and DMAP (0.035 g, 0.2865 mmol) at 0°C. Triethylamine (0.96 mL, 6.87 mmol) was added dropwise to the mixture and the reaction temperature was held so as not to exceed 0°C. After stirring for 3h, the mixture was quenched with 10 mL of water. The aqueous layer was extracted twice with 20 mL each of CH₂Cl₂. The organic layer was washed with 20% HCl and water prior to drying over anhydrous Na₂SO₄. The organic phase was concentrated and the crude product was purified by gel column chromatography to obtain intermediate **AU** (0.4 g).

35 **Preparation of (2S,3R,4R,5S,6R)-2-(4-chloro-3-(4-(3-cyclopropylprop-2-ynyloxy)benzyl)phenyl)-6-(hydroxymethyl)tetrahydro-2H-pyran-3,4,5-triol (Compound AV)**

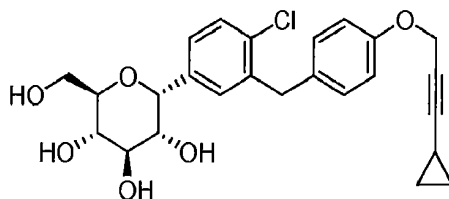
[0199]



[0200] To a stirred solution of (2S,3R,4R,5S,6R)-2-(4-chloro-3-(4-hydroxybenzyl)phenyl)-6-(hydroxymethyl)tetrahydro-2H-pyran-3,4,5-triol (intermediate **D1**) (20 mg, 0.0526 mmol) in 1 mL of DMF was added Cs₂CO₃ (21 ng, 0.063 mmol) and 3-cyclopropylprop-2-ynyl 4-methylbenzenesulfonate (intermediate **AU**) (20 mg, 0.079 mmol) at room temperature. After stirring for 2 h, the reaction was quenched with 1 mL of ice water. The mixture was extracted 3X with ethyl acetate (5 mL each). The combined organic layers were washed 2X with water (5 mL each) and brine prior to drying over Na₂SO₄. Concentration of the solution and purification of the crude product by preparative LC-MS afforded compound **AV** (10 mg). ¹H NMR (CD₃OD): δ 7.37~7.34 (2H, m), 7.30~7.28 (1H, dd, *J* = 8.8, 2 Hz), 7.13~7.11 (2H, d, *J* = 8.8 Hz), 6.87~6.83 (2H, d, *J* = 8.8 Hz), 4.61 (2H, d, *J* = 2 Hz), 4.11 (1H, d, *J* = 9.2 Hz), 4.10~4.04 (2H, dd, *J* = 23.6, 14.8 Hz), 3.90~3.87 (1H, m), 3.72~3.68 (1H, m), 3.49~3.39 (3H, m), 3.31~3.28 (1H, m), 1.31~1.24 (1H, m), 0.79~0.75 (2H, m), 0.62~0.59 (2H, m).

Preparation of (2R,3R,4R,5S,6R)-2-(4-chloro-3-(4-(3-cyclopropylprop-2-ynyloxy)benzyl)phenyl)-6-(hydroxymethyl)tetrahydro-2H-pyran-3,4,5-triol (Compound AW)

[0201]



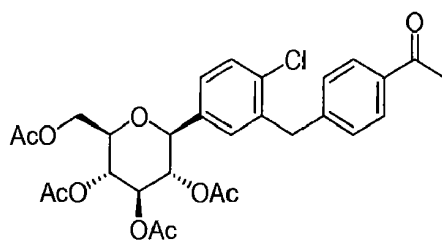
[0202] Compound **AW** was prepared by reaction of (2R,3R,4R,5S,6R)-2-(4-chloro-3-(4-hydroxybenzyl)phenyl)-6-(hydroxymethyl)tetrahydro-2H-pyran-3,4,5-triol (intermediate **D2**) with 3-cyclopropylprop-2-ynyl 4-methylbenzenesulfonate (intermediate **AU**) in the presence of Cs_2CO_3 using the same procedure as described above for compound **AV**. $^1\text{H NMR}$ (CD_3OD): δ 7.34~7.30 (3H, m), 7.11~7.08 (2H, d, $J = 8.8$ Hz), 6.86~6.84 (2H, d, $J = 8.8$ Hz), 4.61 (2H, d, $J = 1.6$ Hz), 4.58 (1H, d, $J = 4$ Hz), 4.19~4.17 (1H, m), 4.03~4.00 (4H, m), 3.94~3.93 (1H, q), 3.84~3.80 (1H, m), 3.68~3.64 (1H, q), 1.29~1.24 (1H, m), 0.78~0.75 (2H, m), 0.62~0.59 (2H, m).

Example 17

[0203] The synthesis of compound **BE** within the invention is outlined in FIG. 20, with the details given below.

Preparation of (2R,3R,4R,5S,6S)-2-(acetoxymethyl)-6-(3-(4-acetylbenzyl)-4-chlorophenyl)tetrahydro-2H-pyran-3,4,5-triyl triacetate (Intermediate AY)

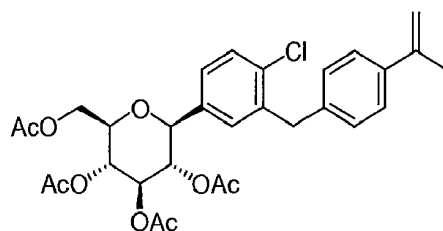
[0204]



[0205] To a stirred solution of (2R,3R,4R,5S,6S)-2-(acetoxymethyl)-6-(4-chloro-3-(4-ethylbenzyl)phenyl)tetrahydro-2H-pyran-3,4,5-triyl triacetate (intermediate **AX**) (10 g, 10.83 mmol) (prepared by methods analogous to those described in US20040138439) in AcOH (130 mL) at 120°C was added K_2CrO_7 (6.3 g, 21.42 mmol) in one portion. The mixture was stirred for 22 h at the same temperature. Volatiles were removed under reduced pressure, AcOEt was added, and the solids were removed by filtration. The organic layer was washed with a saturated solution of NaHCO_3 and brine prior to drying over Na_2SO_4 . Concentration of the organic solution and purification of the resulting residue by silical gel column (PE:EA = 3:1) provided intermediate **AY** (2.3 g).

Preparation of (2R,3R,4R,5S,6S)-2-(acetoxymethyl)-6-(4-chloro-3-(4-(prop-1-en-2-yl)benzyl)phenyl)tetrahydro-2H-pyran-3,4,5-triyl triacetate (Intermediate AZ)

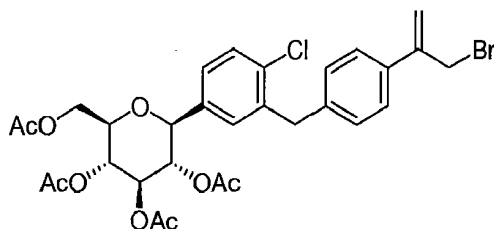
[0206]



[0207] To a solution of Ph_3PMel (378 mg, 0.935 mmol) in toluene (3 mL) was added $\text{KN}(\text{TMS})_2$ (0.5 M, 1.8 mL) dropwise. After stirring for 40 min, (2R,3R,4R,5S,6S)-2-(acetoxymethyl)-6-(3-(4-acetylbenzyl)-4-chlorophenyl)tetrahydro-2H-pyran-3,4,5-triyl triacetate (intermediate **AY**) (360 mg, 0.626 mmol) in toluene (5 mL) was added. After stirring overnight, the reaction was quenched with a saturated solution of NaHCO_3 . The mixture was extracted 3X with AcOEt . The combined organic extracts were washed 1X with brine prior to drying over Na_2SO_4 . Concentration of the solution gave an oily residue, which was redissolved in 3 mL of CH_2Cl_2 , and then 0.2 mL of pyridine (2.47 mmol), 0.23 mL of Ac_2O (2.44 mmol) and DMAP (catalytic quantity) were added. The mixture was stirred for 2 h at room temperature. Additional CH_2Cl_2 (20 mL) was added, the mixture was washed 2X with 1N HCl and 1X with brine prior to drying over Na_2SO_4 . Concentration of the solution and purification of the crude product by silical gel column gave intermediate **AZ** (286 mg).

Preparation of (2R,3R,4R,5S,6S)-2-(acetoxymethyl)-6-(3-(4-(3-bromoprop-1-en-2-yl)benzyl)-4-chlorophenyl)tetrahydro-2H-pyran-3,4,5-triyl triacetate (Intermediate BA)

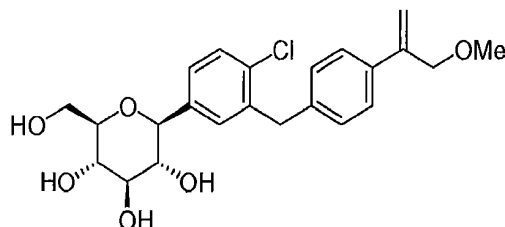
[0208]



[0209] A mixture of (2R,3R,4R,5S,6S)-2-(acetoxymethyl)-6-(4-chloro-3-(4-(prop-1-en-2-yl)benzyl)phenyl)tetrahydro-2H-pyran-3,4,5-triyl triacetate (intermediate **AZ**) (236 mg, 0.412 mmol) and NBS (110 mg, 0.618 mmol) in chlorobenzene (5 mL) was stirred at 135°C for 2 h. The solids were filtered and washed with AcOEt . The organic portion was washed 1X with H_2O and 1X with brine prior to drying over Na_2SO_4 . Concentration and purification of the resulting residue by preparative TLC gave intermediate **AZ** (144 mg).

Preparation of (2S,3R,4R,5S,6R)-2-(4-chloro-3-(4-(3-methoxyprop-1-en-2-yl)benzyl)phenyl)-6-(hydroxymethyl)tetrahydro-2H-pyran-3,4,5-triol (Intermediate BB)

[0210]

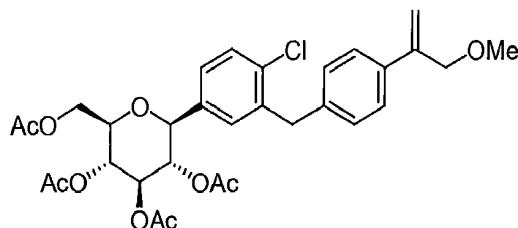


[0211] The solution of (2R,3R,4R,5S,6S)-2-(acetoxymethyl)-6-(3-(4-(3-bromoprop-1-en-2-yl)benzyl)-4-chlorophenyl)tetrahydro-2H-pyran-3,4,5-triyl triacetate (intermediate **BA**) (110 mg, 0.169 mmol) and 4 mL of 0.3M NaOMe in MeOH (freshly-distilled) was stirred at 70°C for 2.5 h. Then the reaction was quenched with H_2O . After removing the volatiles, the aqueous layer was extracted 3X with AcOEt . The organic portion was washed 1X with a saturated solution

of NH_4Cl and 1X with brine prior to drying over Na_2SO_4 . Concentration and purification of the crude product by preparative TLC gave intermediate **BA** (48 mg).

Preparation of (2R,3R,4R,5S,6S)-2-(acetoxymethyl)-6-(4-chloro-3-(4-(3-methoxyprop-1-en-2-yl)benzyl)phenyl)tetrahydro-2H-pyran-3,4,5-triyl triacetate (Intermediate BC)

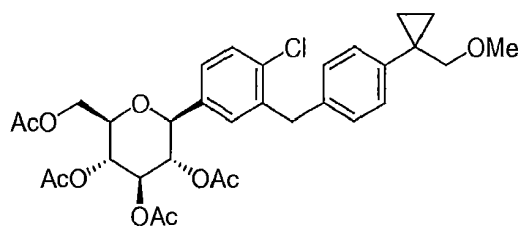
[0212]



[0213] To a solution of (2S,3R,4R,5S,6R)-2-(4-chloro-3-(4-(3-methoxyprop-1-en-2-yl)benzyl)phenyl)-6-(hydroxymethyl)tetrahydro-2H-pyran-3,4,5-triol (intermediate **BB**) (48 mg, 0.11 mmol) in CH_2Cl_2 (1 mL) was added pyridine (0.1 mL, 1.06 mmol) followed by Ac_2O (0.09 mL, 1.11 mmol) and DMAP (catalytic quantity) added in one portion. The mixture was stirred overnight at room temperature. Then 20 mL of CH_2Cl_2 was added, and the mixture was washed 2X with 1N HCl and 1X with brine prior to drying over Na_2SO_4 . Concentration and purification of the crude product by preparative TLC afforded intermediate **BC** (32 mg).

Preparation of (2R,3R,4R,5S,6S)-2-(acetoxymethyl)-6-(4-chloro-3-(4-(1-(methoxymethyl)cyclopropyl)benzyl)phenyl)tetrahydro-2H-pyran-3,4,5-triyl triacetate (Intermediate BD)

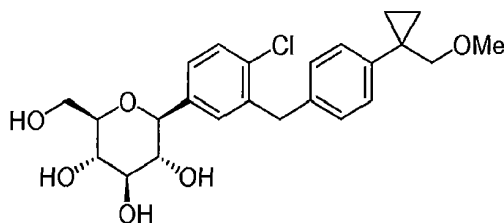
[0214]



[0215] To a cooled (0°C) solution of ZnEt_2 (0.16 mL, 0.16 mmol) in CH_2Cl_2 (0.4 mL) was added a solution of TFA (12 μL , 0.16 mmol) in CH_2Cl_2 (0.2 mL). After stirring for 20 min, a solution of CH_2I_2 (43 mg, 0.16 mmol) in CH_2Cl_2 (0.2 mL) was added. After stirring for an additional 20 min, a solution of (2R,3R,4R,5S,6S)-2-(acetoxymethyl)-6-(4-chloro-3-(4-(3-methoxyprop-1-en-2-yl)benzyl)phenyl)tetrahydro-2H-pyran-3,4,5-triyl triacetate (intermediate **BC**) (32 mg, 0.053 mmol) in CH_2Cl_2 (0.4 mL) was added. The mixture was stirred overnight prior to quenching with a saturated solution of NaHCO_3 . The mixture was extracted 3X with CH_2Cl_2 , and the organic portion was washed with brine prior to drying over Na_2SO_4 . Concentration of the solution gave crude intermediate **BC** (25 mg).

Preparation of (2S,3R,4R,5S,6R)-2-(4-chloro-3-(4-(1-(methoxymethyl)cyclopropyl)benzyl)phenyl)-6-(hydroxymethyl)tetrahydro-2H-pyran-3,4,5-triol (Compound BE)

[0216]



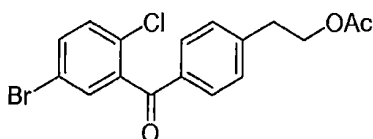
[0217] To a solution of the above crude (2R,3R,4R,5S,6S)-2-(acetoxymethyl)-6-(4-chloro-3-(4-(1-(methoxymethyl)cyclopropyl)benzyl)phenyl)tetrahydro-2H-pyran-3,4,5-triyl triacetate (intermediate **BD**) (25 mg) in THF:MeOH:H₂O (2:3:1) (1 mL) was added LiOH·H₂O (4.66 mg). After stirring for about 2.5 h, the volatiles were removed with a rotary evaporator. The residue was taken up with water (5 mL) and AcOEt (20 mL), the organic layer was separated, and the aqueous layer was extracted 3X with AcOEt. The combined organic phase was washed 1X with brine prior to drying over Na₂SO₄. Concentration and purification of the crude product by preparative HPLC afforded compound **BE** (7.5 mg). **¹H NMR** (CD₃OD 400 MHz) δ 7.35-7.33 (m, 2H), 7.27 (dd, *J* = 8.0, 2.0 Hz, 1H), 7.21 (d, *J* = 8.4 Hz, 2H), 7.10 (d, *J* = 8.4 Hz, 2H), 4.11-4.01 (m, 3H), 3.87 (d, *J* = 9.6 Hz, 1H), 3.70-3.66 (m, 1H), 3.48 (s, 2H), 3.45-3.34 (m, 4H), 3.26 (s, 3H), 0.83-0.82 (m, 4H); **MS ESI** (*m/z*): 449 (M+H)⁺, 466 (M+NH₄)⁺, 493 (M+HCO₂)⁻.

Example 18

[0218] The synthesis of compound **BN** within the invention is outlined in FIG. 21, with the details given below. The structures of compounds synthesized in this example were confirmed using the following procedures: **¹H NMR** data were acquired on a Varian Mercury 300 spectrometer at 300 MHz, with chemical shifts referenced to internal TMS. Liquid chromatography electrospray ionization mass spectrometry (LC-ESI-MS) analysis was performed on instrumentation consisting of Shimadzu LC-10AD vp series HPLC pumps and dual wavelength UV detector, a Gilson 215 autosampler, a Sedex 75c evaporative light scattering (ELS) detector, and a PE/Sciex API 150EX mass spectrometer. The ELS detector was set to a temperature of 40°C, a gain setting of 7, and a N₂ pressure of 3.3 atm. The Turbo IonSpray source was employed on the API 150 with an ion spray voltage of 5 kV, a temperature of 300°C, and orifice and ring voltages of 5 V and 175 V respectively. Positive ions were scanned in Q1 from 160 to 650 *m/z*. 5.0 μL injections were performed for each sample, on a Phenomenex Gemini 5 μm C18 column. Mobile phases consisted of 0.05% formic acid in both HPLC grade water (A) and HPLC grade acetonitrile (B) using the following gradients with a flow rate of 2 mL/min: 0.00 min, 95% A, 5% B; 4.00 min, 0% A, 100% B; 5.80 min, 0% A, 100% B; 6.00 min, 95% A, 5% B; 7.00 min, 95% A, 5% B.

Preparation of 4-(5-bromo-2-chlorobenzoyl)phenethyl acetate (Intermediate BF)

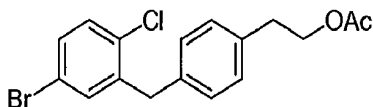
[0219]



[0220] To a solution of commercially available 5-bromo-2-chlorobenzoic acid (5 g, 21.23 mmol) in 30 mL of anhydrous DCM was added a catalytic amount of DMF followed by oxalyl chloride (1.95 mL, 22.3 mmol) and stirred for 2 h at room temperature. A mixture of aluminum trichloride (3.68 g, 27.6 mmol) and phenethyl acetate (3.38 mL, 21.23 mmol) in 15 mL DCM was cooled in an ice-bath and the acid chloride was transferred to it using a canula. The mixture was stirred at room temperature for 4 h. The mixture was poured into 100 mL of ice-cold water and the organic layer was isolated. The aqueous solution was extracted with 25 mL DCM. The combined organic solution was washed with brine (25 mL) and dried (Na₂SO₄), filtered and evaporated. Purification on silica gel using an ISCO column with 5:1 hexane:EtOAc followed by 10:1 hexane:EtOAc gave intermediate **BF** (2.1 g, yield 26%). **¹H NMR** (300 MHz, CDCl₃): δ 8.12 (d, *J* = 2.4 Hz, 1H), 7.71 (d, *J* = 8.4 Hz, 1H), 7.59 (d, *J* = 2.7 Hz, 1H), 7.56 (d, *J* = 8.4 Hz, 1H), 7.36 (s, 1H), 7.33 (d, *J* = 8.4 Hz, 1H), 7.30 (d, *J* = 8.4 Hz, 1H), 4.31 (t, *J* = 6.9, 6.6 Hz, 2H), 3.01 (t, *J* = 6.9, 6.6 Hz, 2H), 2.04 (s, 3H).

Preparation of 4-(5-bromo-2-chlorobenzyl)phenethyl acetate (Intermediate BG)

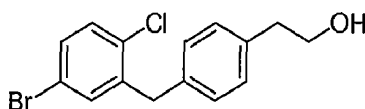
[0221]



[0222] A mixture of 4-(5-bromo-2-chlorobenzyl)phenethyl acetate (intermediate **BF**) (1 g, 2.62 mmol), borontrifluoride diethylether (0.65 mL, 10.4 mmol) and triethylsilane (0.84 mL, 10.4 mmol) was heated at 85°C for 2 h in a sealed tube. The reaction vessel was cooled to room temperature and ice-water (50 mL) was added. The product was extracted with ethyl acetate (2X 25 mL), washed with brine (25 mL), dried (Na₂SO₄), filtered and evaporated. Purification on silica gel using an ISCO column with 5% ethyl acetate in hexane gave intermediate **BG** (620 mg, yield 65%). ¹H NMR (300 MHz, CDCl₃): δ 7.27-7.10 (m, 7H), 4.27 (t, *J* = 6.9, 7.2 Hz, 2H), 4.03 (s, 2H), 2.92 (t, *J* = 6.9, 7.2 Hz, 2H), 2.05 (s, 3H).

Preparation of 2-(4-(5-bromo-2-chlorobenzyl)phenyl)ethanol (Intermediate BH)

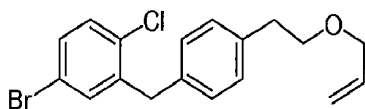
[0223]



[0224] 4-(5-bromo-2-chlorobenzyl)phenethyl acetate (intermediate **BG**) (400 mg, 1.09 mmol) and potassium carbonate (481 mg, 3.48 mmol) were stirred at room temperature in a mixture of 3 mL methyl alcohol and 0.5 mL water for 3 h. Solvents were evaporated and the residue taken up in 25 mL ether was washed with water (5 mL) and brine (20 mL), dried (Na₂SO₄), filtered and evaporated. Purification on silica gel using an ISCO column with 15:1 hexane:EtOAc gave intermediate **BH** (271 mg, yield 76%). ¹H NMR (300 MHz, CDCl₃): δ 7.27-7.07 (m, 7H), 4.02 (s, 2H), 3.84 (m, 2H), 2.86 (m, 3H); LC-ESI-MS (*m/z*): 325 (M+H).

Preparation of 2-(4-(2-(allyloxy)ethyl)benzyl)-4-bromo-1-chlorobenzene (Intermediate BI)

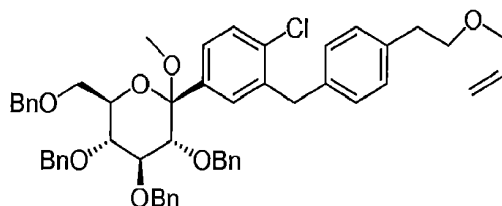
[0225]



[0226] A mixture of 2-(4-(5-bromo-2-chlorobenzyl)phenyl)ethanol (intermediate **BH**) (245 mg, 0.75 mmol), allyl bromide (2.6 mL, 3.01 mmol), potassium hydroxide (84 mg, 1.5 mmol) and tetra-*n*-butylammonium iodide (13.9 mg, 0.037 mmol) was stirred at room temperature for 6 h. Water (1 mL) was added and extracted with chloroform (3X 1 mL), washed with brine (1 mL) and dried (Na₂SO₄), filtered and evaporated. Preparative TLC using 10:1 hexane:EtOAc gave intermediate **BI** (246 mg, yield 89%). ¹H NMR (300 MHz, CDCl₃): δ 7.26-7.08 (m, 7H), 5.90 (m, 1H), 5.22 (m, 2H), 4.02 (s, 2H), 3.99 (m, 2H), 3.64 (t, *J* = 6.9, 7.2 Hz, 2H), 2.89 (t, *J* = 6.9, 7.2 Hz, 2H).

Preparation of (2S,3R,4S,5R,6R)-2-(3-(4-(2-(allyloxy)ethyl)benzyl)-4-chlorophenyl)-3,4,5-tris(benzyloxy)-6-(benzyloxymethyl)-2-methoxytetrahydro-2H-pyran (Intermediate BJ)

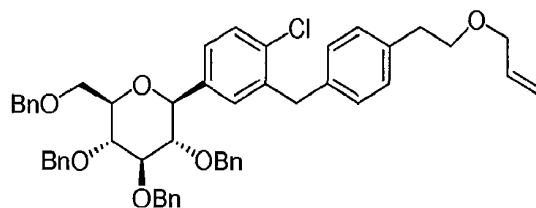
[0227]



[0228] To a mixture of 2-(4-(2-(allyloxy)ethyl)benzyl)-4-bromo-1-chlorobenzene (intermediate **BI**) (123 mg, 0.34 mmol) and (3R,4S,5R,6R)-3,4,5-tris(benzyloxy)-6-(benzyloxymethyl)tetrahydro-2H-pyran-2-one (362 mg, 0.67 mmol) in anhydrous THF (1.5 mL) under argon and kept at -78°C was added dropwise a 1.6 M solution of n-butyl lithium in hexane (0.63 mL) over 15 min. The mixture was stirred at -78°C for 1.5 h. A solution of methanesulfonic acid (0.1 mL) in methanol (1 mL) was added to the reaction mixture and allowed to warm to room temperature over time. The mixture was stirred at room temperature for 21 h. A saturated solution of sodium bicarbonate was slowly added to the reaction mixture to bring the pH to 8. Water (2 mL) was added and the product was extracted into ethyl acetate (3X 2 mL), the combined ethyl acetate solution was washed with brine (1.5 mL), dried (Na₂SO₄), filtered and evaporated. Preparative thin layer chromatography (TLC) using 12:1 hexane:EtOAc gave intermediate **BJ** (80 mg, yield 28%). **LC-ESI-MS** (m/z): 807 (M-OMe).

Preparation of (2S,3S,4R,5R,6R)-2-(3-(4-(2-(allyloxy)ethyl)benzyl)-4-chlorophenyl)-3,4,5-tris(benzyloxy)-6-(benzyloxymethyl)tetrahydro-2H-pyran (Intermediate BK)

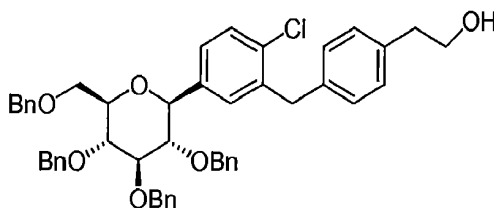
[0229]



[0230] (2S,3R,4S,5R,6R)-2-(3-(4-(2-(allyloxy)ethyl)benzyl)-4-chlorophenyl)-3,4,5-tris(benzyloxy)-6-(benzyloxymethyl)-2-methoxytetrahydro-2H-pyran (intermediate **BJ**) (55 mg, 0.065 mmol) was taken up in 1 mL anhydrous DCM kept under argon, and triethylsilane (31.4 μ L, 0.197 mmol) was added. The mixture was brought to -20°C and borontrifluoride diethyletherate (20.1 μ L, 0.164 mmol) was added. The mixture was allowed to warm and stirred at -5°C to 0°C for 3 h. Water (0.5 mL) was added to quench the reaction and the organic layer was separated. The aqueous layer was extracted with DCM (1 mL), and the combined organic solution was washed with brine (1 mL), dried (Na₂SO₄), filtered and evaporated. Preparative TLC using 10:1 hexane:EtOAc gave intermediate **BK** (39.5 mg, yield 60%). **¹H NMR** (300 MHz, CDCl₃): δ 7.30-7.03 (m, 27H), 5.90 (m, 1H), 5.22 (m, 2H), 4.88-4.70 (m, 3H), 4.65-4.38 (m, 5H), 4.16-4.08 (m, 3H), 4.05-3.88 (m, 4H), 3.82-3.72 (m, 5H), 3.60-3.52 (m, 3H); **LC-ESI-MS** (m/z): 808 (M+H).

Preparation of 2-(4-(2-chloro-5-((2S,3S,4R,5R,6R)-3,4,5-tris(benzyloxy)-6-(benzyloxymethyl)tetrahydro-2H-pyran-2-yl)benzyl)phenyl)ethanol (Intermediate BL)

[0231]

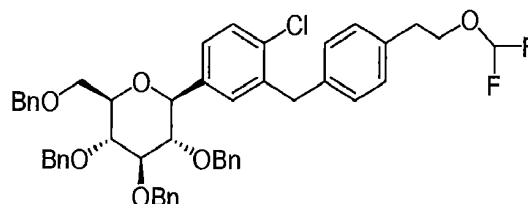


[0232] (2S,3S,4R,5R,6R)-2-(3-(4-(2-(allyloxy)ethyl)benzyl)-4-chlorophenyl)-3,4,5-tris(benzyloxy)-6-(benzyloxymethyl)tetrahydro-2H-pyran (intermediate **BK**) (50 mg, 0.061 mmol) was taken up in 90% aqueous acetic acid (1 mL), and sodium acetate (30.4 mg, 0.37 mmol) was added, followed by palladium (II) chloride (27.4 mg, 0.154 mmol). The mixture

was heated at 70°C for 5 h. Solvent was evaporated and the residue was taken up in 2 mL DCM and the mixture was filtered through a short Celite® pad. The pad was washed with a copious amount of DCM until all material had eluted. After evaporation of solvent, the residue was purified by TLC using 4:1 hexane:EtOAc to obtain intermediate **BL** (20 mg, yield 42%). **LC-ESI-MS** (m/z): 770 (M+H), 791 (M+H+Na).

Preparation of (2R,3R,4R,5S,6S)-3,4,5-tris(benzyloxy)-2-(benzyloxymethyl)-6-(4-chloro-3-(4-(2-(difluoromethoxy)ethyl)benzyl)phenyl)tetrahydro-2H-pyran (Intermediate BM)

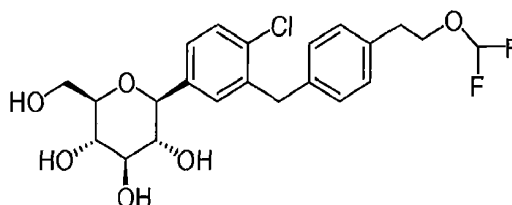
[0233]



[0234] To a mixture of 2-(4-(2-chloro-5-((2S,3S,4R,SR,6R)-3,4,5-tris(benzyloxy)-6-(benzyloxymethyl)tetrahydro-2H-pyran-2-yl)benzyl)phenyl)ethanol (intermediate **BL**) (20 mg, 0.020 mmol) and sodium sulfate (0.40 mg, 0.003 mmol) in anhydrous acetonitrile (0.5 mL) kept at 45°C was added 2,2-difluoro-2-(fluorosulfonyl)acetic acid (4.63 mg, 2.7 µL, 0.026 mmol). The mixture was stirred at this temp for 1 h and poured into 3 mL water. Product was extracted into ether (3X 1 mL), dried (Na₂SO₄) and evaporated. The residue was purified by TLC using 6:1 hexane:EtOAc to obtain intermediate **BM** (7 mg, yield 33%).

Preparation of (2S,3R,4R,5S,6R)-2-(4-chloro-3-(4-(2-(difluoromethoxy)ethyl)benzyl)phenyl)-6-(hydroxymethyl)tetrahydro-2H-pyran-3,4,5-triol (Compound BN)

[0235]



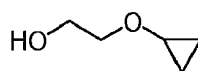
[0236] (2R,3R,4R,SS,6S)-3,4,5-tris(benzyloxy)-2-(benzyloxymethyl)-6-(4-chloro-3-(4-(2-(difluoromethoxy)ethyl)benzyl)phenyl)tetrahydro-2H-pyran (intermediate **BM**) was taken up in a mixture of 4:1 methanol:tetrahydrofuran (0.5 mL) and 9.6 µL of 1,2-dichlorobenzene was added followed by palladium on charcoal (10%, 5 mg). The mixture was stirred at room temperature under a hydrogen balloon for 30 min. The mixture was passed through a short Celite® pad to remove the catalyst, and the pad was washed with methanol (1 mL). Solvent was evaporated and the product was purified by TLC using 8:1 dichloromethane:methanol to obtain compound **BN** (2.5 mg, yield 64%). **¹H NMR** (300 MHz, CDCl₃): δ 7.33-7.11 (m, 7H), 6.30 (t, J_{C-F} = 75.6 Hz, 1H), 4.13 (d, J = 9 Hz, 1H), 4.04 (m, 4 H), 3.86-3.80 (m, 3H), 3.64 (t, J = 4.5, 6.6 Hz, 2H), 3.47-3.41 (m, 2H), 2.90 (t, J = 6.9, 7.2 Hz, 2H); **LC-ESI-MS** (m/z): 457 (M-H).

Example 19

[0237] The synthesis of compound **BQ** within the invention is given below.

Preparation of 2-cyclopropoxyethanol (Intermediate BO)

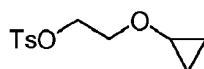
[0238]



[0239] To a suspension of Mg powder (0.87 g, 36.1 mmol) and iodine (catalytic) in THF (4 mL) was added slowly BrCH₂CH₂Br (4.6 g, 24.5 mmol) in THF (8 mL). The exothermic reaction was cooled in an ice-bath. After complete addition of BrCH₂CH₂Br, a solution of 2-(2-bromoethyl)-1,3-dioxolane (1 g, 5.6 mmol) was added dropwise. The reaction mixture was then kept at reflux for 24 h, quenched by addition of aqueous NH₄Cl, and extracted with DCM. The combined organic layers were washed with brine, dried over Na₂SO₄, and concentrated to give crude intermediate **BO** (400 mg) as yellow oil.

Preparation of 2-cyclopropoxyethyl 4-methylbenzenesulfonate (Intermediate BP)

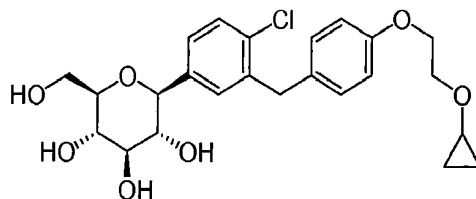
[0240]



[0241] To a solution of 2-cyclopropoxyethanol (400 mg, 3.92 mmol) in DCM (10 mL) were added TsCl (821 mg, 4.31 mmol) and Et₃N (0.6 mL, 4.31 mmol). The reaction was stirred at room temperature overnight. Then, 1N HCl was added, and the reaction was extracted with DCM. The combined organic layers were washed with brine, dried over Na₂SO₄, and concentrated to give a yellow oil. The oil was purified by preparative TLC to obtain intermediate **BP** (50 mg) as a yellow oil.

Preparation of (2S,3R,4R,5S,6R)-2-(4-chloro-3-(4-(2-cyclopropoxyethoxy)benzyl)phenyl)-6-(hydroxymethyl)tetrahydro-2H-pyran-3,4,5-triol (Compound BQ)

[0242]



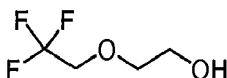
[0243] To a solution of (2S,3R,4R,5S,6R)-2-(4-chloro-3-(4-hydroxybenzyl)phenyl)-6-(hydroxymethyl)tetrahydro-2H-pyran-3,4,5-triol (intermediate **D1**) (30 mg, 0.08 mmol) in anhydrous DMF (1 mL) were added 2-cyclopropoxyethyl 4-methylbenzenesulfonate (intermediate **BP**) (20 mg, 0.08 mmol) and Cs₂CO₃ (52 mg, 0.16 mmol). The mixture was stirred at room temperature for 12 h. Then the reaction mixture was poured into water, extracted with EA, washed with brine, dried with anhydrous Na₂SO₄ and concentrated to an oil. The oil was purified by preparative HPLC to obtain compound **BQ** (11 mg) as a colorless oil. ¹H NMR (CD₃OD): δ 7.30 (m, 3H), 7.11 (d, J = 8.8 Hz, 2H), 6.82 (d, J = 8.8 Hz, 2H), 4.13 (m, 5H), 3.85 (m, 3H), 3.81 (m, 1H), 3.40 (m, 4H), 3.30 (m, 1H), 0.52 (m, 4H); MS ESI (m/z) 465 (M+H)⁺, calc. 464.

Example 20

[0244] The synthesis of compound **BT** within the invention is given below.

Preparation of 2-(2,2,2-trifluoroethoxy)ethanol (Intermediate BR)

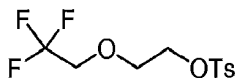
[0245]



[0246] 2,2,2-trifluoroethanol (15 g), 1,3-dioxolan-2-one (19.8 g) and Et₃N (15 g) were mixed together, and then the mixture was heated to 100°C and stirred for 24 h. Then the reaction mixture was distilled to obtain intermediate **BR** (12.7 g).

Preparation of 2-(2,2,2-trifluoroethoxy)ethyl 4-methylbenzenesulfonate (Intermediate BS)

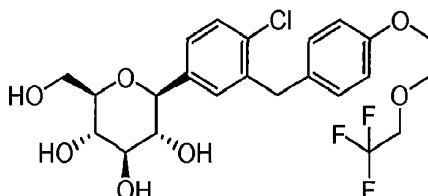
[0247]



[0248] 2-(2,2,2-trifluoroethoxy)ethanol (intermediate **BR**) (12.7 g) was dissolved in anhydrous pyridine, then TsCl (1.3 eq) was added, and the mixture was stirred at room temperature for 16 h, after which TLC showed the reaction was complete. Then the mixture was poured into water, extracted with EA, washed with water and brine, and dried with anhydrous Na₂SO₄. The solvent was removed and the residue purified by column chromatography to obtain intermediate **BS** (0.3 g).

Preparation of (2S,3R,4R,5S,6R)-2-(4-chloro-3-(4-(2-(2,2,2-trifluoroethoxy)ethoxy)benzyl)phenyl)-6-(hydroxymethyl)tetrahydro-2H-pyran-3,4,5-triol (Compound BT)

[0249]



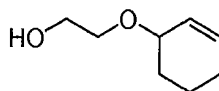
[0250] To (2S,3R,4R,5S,6R)-2-(4-chloro-3-(4-hydroxybenzyl)phenyl)-6-(hydroxymethyl)tetrahydro-2H-pyran-3,4,5-triol (intermediate **D1**) (200 mg) in anhydrous DMF were added 2-(2,2,2-trifluoroethoxy)ethyl 4-methylbenzenesulfonate (intermediate **BS**) (1.5 eq) and Cs₂CO₃ (2 eq). The mixture was stirred at room temperature for 12 h, after which LC-MS showed the reaction was complete. The reaction mixture was poured into water, extracted with EA, washed with water and brine, and then dried with anhydrous Na₂SO₄ and concentrated to an oil. The oil was purified by preparative-HPLC to obtain compound **BT** (117 mg). ¹H NMR (CD₃OD 400 MHz): δ 7.32 (m, 3H), 7.11 (d, *J* = 8.8 Hz, 2H), 6.86 (d, *J* = 8.8 Hz, 2H), 4.62 (s, 2H), 4.08 ~ 4.12 (m, 3H), 4.02 ~ 4.05 (m, 3H), 4.00 ~ 3.94 (m, 2H), 3.90 ~ 3.87 (m, 1H), 3.72 ~ 3.68 (m, 1H), 3.46 ~ 3.39 (m, 3H), 3.30 ~ 3.27 (m, 1H); **MS ESI** (*m/z*) 507 (M+H)⁺, calc. 506.

Example 21

[0251] The synthesis of compound **BW** within the invention is given below.

Preparation of 2-(cyclohex-2-enyloxy)ethanol (Intermediate BU)

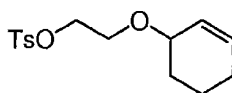
[0252]



[0253] To a solution of 3-bromocyclohex-1-ene (0.5 g) in anhydrous DMF (5 mL) were added ethylene glycol (3 eq) and Cs₂CO₃ (5 g). The mixture was heated to 80°C and stirred overnight, after which TLC (PE:EA = 20:1) showed the reaction was complete. Then the mixture was poured into water and extracted with EA, washed with water and brine, and concentrated to an oil, which was purified by column chromatography to obtain intermediate BU (0.3 g).

Preparation of 2-(cyclohex-2-enyloxy)ethyl 4-methylbenzenesulfonate (Intermediate BV)

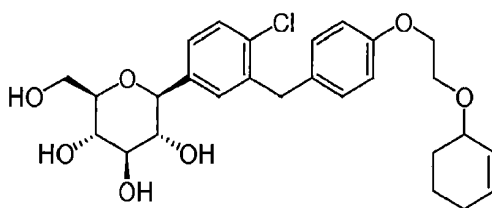
[0254]



[0255] To 2-(cyclohex-2-enyloxy)ethanol (intermediate **BU**) (0.3 g) in anhydrous pyridine was added TsCl (1.3 eq). The mixture was stirred at room temperature for 16 h, after which TLC showed the reaction was complete. The mixture was poured into water, extracted with EA, washed with water and brine, and dried with anhydrous Na₂SO₄. Solvent was removed and the residue purified by column chromatography to obtain intermediate **BV** (0.3 g).

Preparation of (2S,3R,4R,5S,6R)-2-(4-chloro-3-(4-(2-(cyclohex-2-enyloxy)ethoxy)benzyl)phenyl)-6-(hydroxymethyl)tetrahydro-2H-pyran-3,4,5-triol (Compound BW)

[0256]



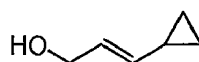
[0257] To (2S,3R,4R,5S,6R)-2-(4-chloro-3-(4-hydroxybenzyl)phenyl)-6-(hydroxymethyl)tetrahydro-2H-pyran-3,4,5-triol (intermediate **D1**) (30 mg) in anhydrous DMF were added 2-(cyclohex-2-enyloxy)ethyl 4-methylbenzenesulfonate (intermediate **BV**) (1.5 eq) and Cs₂CO₃ (2 eq). The mixture was stirred at room temperature for 16 h, after which LC-MS showed the reaction was complete. The reaction mixture was poured into water, extracted with EA, washed with water and brine, and then dried with anhydrous Na₂SO₄ and concentrated to an oil. The crude oil was purified by preparative-HPLC to obtain compound BW (17.1 mg). **¹H NMR** (CD₃OD 400 MHz): δ 7.32 (m, 3H), 7.11 (d, J = 8.8 Hz, 2H), 6.86 (d, J = 8.8 Hz, 2H), 5.87 ~ 5.76 (s, 2H), 4.59 (s, 1H), 4.11 ~ 3.89 (m, 6H), 3.89 ~ 3.76 (m, 3H), 3.72 ~ 3.68 (m, 1H), 3.49 ~ 3.40 (m, 3H), 2.03 ~ 1.98 (m, 2H), 1.89 ~ 1.84 (m, 1H), 1.80 ~ 1.62 (m, 2H), 1.79 ~ 1.51 (m, 1H); **MS ESI** (m/z) 506 (M+H)⁺, calc. 505.

Example 22

[0258] The synthesis of compound **BZ** within the invention is given below.

Preparation of (E)-3-cyclopropylprop-2-en-1-ol (Intermediate BX)

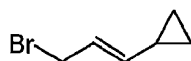
[0259]



[0260] To a solution of 3-cyclopropylprop-2-yn-1-ol (intermediate **AT**) (1 g, 0.0096 mol, purity 92%) in 10 ml of dry ether was added carefully a suspension of LiAlH₄ (0.79 g, 0.021 mol) in dry ether (10 ml) at 0°C. The resulting solution was stirred at room temperature for 3.5 h, and then quenched with 20 ml of ice-water. The aqueous layer was extracted 3X 10 ml of ether, and the combined organic layers were washed with saturated NH₄Cl and brine, dried over anhydrous Na₂SO₄, and concentrated to obtain intermediate **BX** (0.75 g, purity 62 %, yield 79.8 %) as a crude yellow oil, which was used in the next step without further purification.

Preparation of (E)-(3-bromoprop-1-enyl)cyclopropane (Intermediate BY)

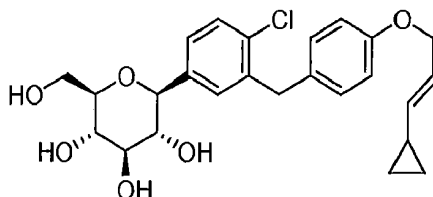
[0261]



[0262] To a solution of (E)-3-cyclopropylprop-2-en-1-ol (intermediate **BX**) (0.375 g, 2.37 mmol, purity 62%) in dry diethyl ether (4 ml) was added phosphorus tribromide (0.36 ml, 3.83 mmol) at 0°C. After being stirred at the same temperature for 2 h, the mixture was warmed to room temperature and stirred for another 2 h. The reaction mixture was poured into ice water, and the aqueous layer was extracted 3X with 10 ml of ether. The combined organic layers were washed with water and brine, dried over anhydrous Na₂SO₄, and concentrated to obtain intermediate **BY** (0.15 g) as a crude yellow oil, which was used in the next step without further purification.

Preparation of (2S,3R,4R,5S,6R)-2-(4-chloro-3-(4-((E)-3-cyclopropylallyloxy)benzyl)phenyl)-6-(hydroxymethyl)tetrahydro-2H-pyran-3,4,5-triol (Compound BZ)

[0263]



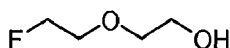
[0264] To a stirred solution of (2S,3R,4R,5S,6R)-2-(4-chloro-3-(4-hydroxybenzyl)phenyl)-6-(hydroxymethyl)tetrahydro-2H-pyran-3,4,5-triol (intermediate **D1**) (37 mg, 0.097 mmol) in 1.5 ml of DMF was added Cs₂CO₃ (48 mg, 0.146 mmol) and (E)-3-bromoprop-1-en-1-ylcyclopropane (intermediate **BY**) (50 mg) at room temperature. After stirring for 3 h, the reaction was quenched with 2 ml of ice water. The mixture was extracted 3X with ethyl acetate (5 ml), and the combined organic layers were washed 2X with water (5 ml) and brine, dried over Na₂SO₄, concentrated, and purified by preparative LC-MS to obtain compound **BZ** (8.6 mg). ¹H NMR (CD₃OD 400 MHz): δ 7.37 ~ 7.33 (2H, m), 7.30 ~ 7.27 (1H, dd, J = 8.2, 2 Hz), 7.11 ~ 7.09 (2H, d, J = 8.8 Hz), 6.82 ~ 6.79 (2H, d, J = 8.8 Hz), 5.77 ~ 5.70 (1H, dt, J = 15.2, 6 Hz), 5.39 ~ 5.33 (1H, dd, J = 15.2, 8.8 Hz), 4.43 ~ 4.41 (2H, dd, J = 6.4, 1.0 Hz), 4.10 (1H, d, J = 9.6 Hz), 4.08 ~ 3.98 (2H, dd, J = 23.6, 15.2 Hz), 3.90 ~ 3.87 (1H, m), 3.72 ~ 3.67 (1H, m), 3.49 ~ 3.39 (3H, m), 3.31 ~ 3.27 (1H, m), 1.47 ~ 1.45 (1H, m), 0.76 ~ 0.71 (2H, m), 0.41 ~ 0.37 (2H, m); MS ESI (m/z) 461 (M+H)⁺, calc. 460.

Example 23

[0265] The synthesis of compound **CC** within the invention is outlined in FIG. 22, with the details given below. The structures of compounds synthesized in this example were confirmed using the analytical procedures as described in Example 18.

Preparation of 2-(2-fluoroethoxy)ethanol (Intermediate CA)

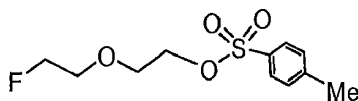
[0266]



[0267] 2-Fluoroethanol (5.0 g, 78 mmol), triethylamine (8.4 g, 83 mmol), and tetrabutylammonium bromide (0.50 g, 1.5 mmol) were combined and stirred at ambient temperature for 5 min. Ethylene carbonate (7.6 g, 86 mmol) was added and the resulting mixture was heated at 100°C for 18 h. Preliminary distillation of the reaction mixture at atmospheric pressure was performed to remove low boiling point liquids. Subsequent distillation of the mixture under high vacuum was performed to obtain the title compound (1.2 g, 14%) as a clear oil. The temperature of the distillation head was 110-115°C when the product was being collected under high vacuum. ¹H NMR (CDCl₃, 300 MHz): δ 4.52 (dt, 2H, J₁ = 64.0 Hz, J₂ = 5.2 Hz), 3.75-3.55 (m, 6H), 3.16 (br s, 1H).

Preparation of 2-(2-fluoroethoxy)ethyl 4-methylbenzenesulfonate (Intermediate CB)

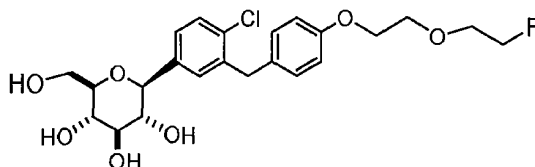
[0268]



[0269] 2-(2-Fluoroethoxy)ethanol (0.11 g, 1.0 mmol), *p*-toluenesulfonyl chloride (0.19 g, 1.0 mmol), and DMAP (0.12 g, 1.0 mmol) were dissolved in dichloromethane (2 ml) at 0°C. The resulting mixture was stirred for 2 h at 0°C, after which it was subjected directly to silica gel chromatography using dichloromethane as the eluent to give the title compound (70 mg, 27%) as a clear oil. It was observed that the size of the column affects reaction yield, with a smaller column giving a better yield. ¹H NMR (CDCl₃, 300 MHz): δ 7.79 (d, 2H, *J* = 11.6 Hz), 7.33 (d, 2H, *J* = 11.6 Hz), 4.48 (dt, 2H, *J*₁ = 64.0 Hz, *J*₂ = 5.6 Hz), 4.17 (t, 2H, *J* = 6.4 Hz), 3.71 (t, 2H, *J* = 6.4 Hz), 3.66 (dt, 2H, *J*₁ = 5.6 Hz, *J*₂ = 39.2 Hz), 2.44 (br s, 3H).

Preparation of (2*S*,3*R*,4*R*,5*S*,6*R*)-2-(4-chloro-3-(4-(2-(2-fluoroethoxy)ethoxy)benzyl)phenyl)-6-(hydroxymethyl)tetrahydro-2*H*-pyran-3,4,5-triol (Compound CC)

[0270]



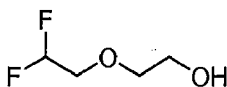
[0271] 2-(2-fluoroethoxy)ethyl 4-methylbenzenesulfonate (52 mg, 0.19 mmol) dissolved in anhydrous DMF (3 mL) was added to a flask containing (2*S*,3*R*,4*R*,5*S*,6*R*)-2-(4-chloro-3-(4-hydroxybenzyl)phenyl)-6-(hydroxymethyl)tetrahydro-2*H*-pyran-3,4,5-triol (intermediate **D1**) (57 mg, 0.15 mmol) in DMF (3 mL) at room temperature. Cesium carbonate (0.12 g, 0.36 mmol) was added to the flask, and the resulting mixture was stirred at room temperature for 48 hr. The reaction mixture was diluted with diethyl ether (50 mL) and the organic layer was washed with aqueous solutions of ammonium chloride (50 mL), sodium bicarbonate (50 mL), and NaCl (50 mL), followed by drying over sodium sulfate. The organic layer was concentrated *in vacuo*, followed by preparative TLC using 15% methanol in dichloromethane as the mobile phase to yield the title compound (4.5 mg, 5.0%). ¹H NMR (CDCl₃, 300 MHz): δ 7.3 (d, 1H, *J* = 11.6 Hz), 7.17-7.12 (br m, 2H), 7.04 (d, 2H, *J* = 11.6 Hz), 6.78 (d, 2H, *J* = 11.6 Hz), 4.52 (dt, 2H, *J*₁ = 5.6 Hz, *J*₂ = 63.6 Hz), 4.33 (br s, 1H), 4.13 (br s, 1H), 4.04-3.96 (m, 4H), 3.81-3.67 (m, 5H), 3.63-3.49 (m, 2H), 3.38-3.21 (m, 3H), 2.78 (br s, 1H), 1.77 (br s, 2H); LC/MS: theoretical mass = 470.15; observed *M*+1 = 471.6, *M*+ Na = 493.4).

Example 24

[0272] The synthesis of compound **CF** within the invention is outlined in FIG. 23, with the details given below. The structures of compounds synthesized in this example were confirmed using the analytical procedures as described in Example 18.

Preparation of (Intermediate CD)

[0273]

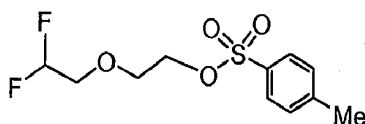


[0274] 2,2-Difluoroethanol (5.1 g, 63 mmol), triethylamine (6.7 g, 66 mmol), and tetrabutylammonium bromide (0.40 g, 1.3 mmol) were mixed for 5 min at ambient temperature. Ethylene carbonate (6.1 g, 69 mmol) was added and the combined mixture was refluxed at 100°C for 18 h. Distillation at atmospheric pressure was first conducted to strip off

low boiling point liquids. Then distillation was performed under high vacuum to yield the title compound as a clear oil (4.7 g, 59%). The temperature of the distillation head was 109-113 °C when the title compound was being collected under high vacuum. ¹H NMR (CDCl₃, 300 MHz): δ 5.86 (ttd, 1H, *J*₁ = 73.6 Hz, *J*₂ = 5.6 Hz, *J*₃ = 0.8 Hz), 3.74-3.61 (m, 6H), 2.65 (br s, 1H).

Preparation of 2-(2,2-difluoroethoxy)ethyl 4-methylbenzenesulfonate (Intermediate CE)

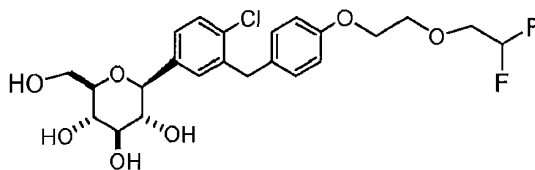
[0275]



[0276] 2-(2,2-difluoroethoxy)ethanol (0.13 g, 1.0 mmol), *p*-toluenesulfonyl chloride (0.19 g, 1.0 mmol), and DMAP (0.12 g, 1.0 mmol) were dissolved in dichloromethane (2 ml) at 0°C and stirred for 2 h at this temperature. The reaction mixture was loaded onto a small column, which was eluted with dichloromethane to yield the title compound as a clear oil (53 mg, 19%). It was observed that the size of the column affects reaction yield, with a smaller column giving a better yield. ¹H NMR (CDCl₃, 300 MHz): δ 7.78 (d, 2H, *J* = 11.2 Hz), 7.34 (d, 2H, *J* = 11.2 Hz), 5.76 (tt, 1H, *J*₁ = 5.6 Hz, *J*₂ = 73.6 Hz), 4.17 (t, 2H, *J* = 6.0 Hz), 3.75 (t, 2H, *J* = 6.0 Hz), 3.64 (td, 2H, *J*₁ = 6.0 Hz, *J*₂ = 20 Hz), 2.45 (br s, 3H).

Preparation of (2S,3R,4R,5S,6R)-2-(4-chloro-3-(4-(2-(2,2-difluoroethoxy)ethoxy)benzyl)phenyl)-6-(hydroxymethyl)tetrahydro-2H-pyran-3,4,5-triol (Compound CF)

[0277]



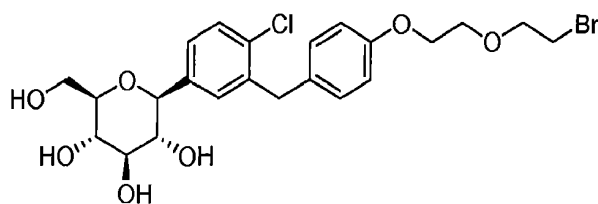
[0278] 2-(2,2-difluoroethoxy)ethyl 4-methylbenzenesulfonate (53 mg, 0.19 mmol) dissolved in anhydrous DMF (3 mL) was added to a reaction flask containing (2S,3R,4R,5S,6R)-2-(4-chloro-3-(4-hydroxybenzyl)phenyl)-6-(hydroxymethyl)tetrahydro-2H-pyran-3,4,5-triol (intermediate **D1**) (57 mg, 0.15 mmol) in DMF (3 mL) at room temperature. Cesium carbonate (98 mg, 0.30 mmol) was added to the flask, and the resulting mixture was stirred for 48 hr at room temperature. The reaction was diluted with diethyl ether (50 mL) and the organic layer was washed with an aqueous solution of ammonium chloride (50 mL), sodium bicarbonate (50 mL), and NaCl (50 mL), after which it was dried over sodium sulfate, filtered and concentrated *en vacuo*. The residue was purified by preparative TLC using 15% methanol in dichloromethane as the mobile phase to yield the title compound (4.6 mg, 5.0%). ¹H NMR (CDCl₃, 300 MHz): δ 7.33 (d, 1H, *J* = 11.2 Hz), 7.15 (d, 1H, *J* = 11.2 Hz), 7.14 (s, 1H), 7.06 (d, 2H, *J* = 11.6 Hz), 6.79 (d, 2H, *J* = 11.6 Hz), 5.86 (tt, 1H, *J*₁ = 5.2 Hz, *J*₂ = 66.4 Hz), 4.07 - 3.98 (m, 3H), 3.87-3.84 (m, 3H), 3.84-3.71 (m, 2H), 3.74 (td, 2H, *J*₁ = 5.6 Hz, *J*₂ = 18.4 Hz), 3.66-3.54 (m, 3H), 3.30-3.36 (m, 2H), 2.78 (br s, 1H), 2.42 (br s, 1H), 1.65 (s, 2H); **LC/MS**: theoretical mass = 488.14; observed *M*+1 = 489.2, *M*+ Na = 511.4).

Example 25

[0279] The synthesis of compound **CH** within the invention is outlined in FIG. 24, with the details given below.

Preparation of (2S,3R,4R,5S,6R)-2-(3-(4-(2-(2-bromoethoxy)ethoxy)benzyl)-4-chlorophenyl)-6-(hydroxymethyl)tetrahydro-2H-pyran-3,4,5-triol (Intermediate CG)

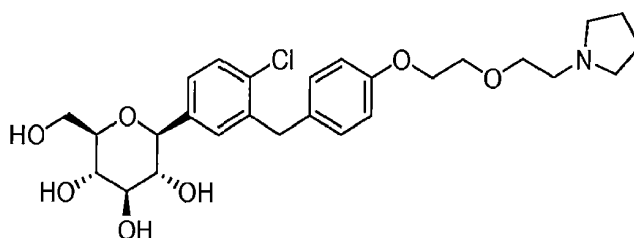
[0280]



[0281] To a stirred suspension of (2S,3R,4R,5S,6R)-2-(4-chloro-3-(4-(2-bromoethoxy)ethoxy)benzyl)phenyl)-6-(hydroxymethyl)tetrahydro-2H-pyran-3,4,5-triol (intermediate **D1**) (100 mg, 0.26 mmol) in *N,N*-dimethylformamide (3 mL) and cesium carbonate (162 mg, 0.52 mmol) was added 1-bromo-2-(2-bromoethoxy)ethane (182 mg, 0.79 mmol). The mixture was stirred overnight at room temperature. The solution was diluted with water and the aqueous layer was extracted with ethyl acetate. The combined organic layers were concentrated under reduced pressure. The residue was purified by preparative TLC to give 30 mg of yellow oil (21 % yield), which was used in the next step without purification.

Preparation of (2S,3R,4R,5S,6R)-2-(4-chloro-3-(4-(2-(2-(pyrrolidin-1-yl)ethoxy)ethoxy)benzyl)phenyl)-6-(hydroxymethyl)tetrahydro-2H-pyran-3,4,5-triol (Compound CH)

[0282]



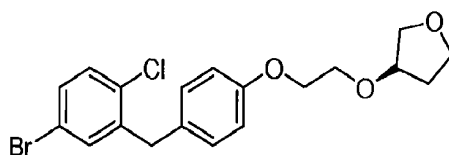
[0283] To a stirred suspension of (2R,3R,4R,5S,6R)-2-(3-(4-(2-(2-bromoethoxy)ethoxy)benzyl)-4-chlorophenyl)-6-(hydroxymethyl)tetrahydro-2H-pyran-3,4,5-triol (20 mg, 0.04 mmol) in *N,N*-dimethylformamide (5 mL) and cesium carbonate (25 mg, 0.08 mmol) was added pyrrolidine (26 mg, 0.38 mmol). The mixture was stirred for 5 h at 50°C. The solution was diluted with water and the aqueous layer was extracted with ethyl acetate. The combined organic layers were concentrated under reduced pressure. The residue was purified by preparative HPLC to give 15 mg of white solid (76% yield; HPLC purity: 99 %). HPLC retention time: 1.85 min; Waters 2695 Separations Module equipped with a Waters 2996 Photodiode Array Detector and a Waters Micromass ZQ Detector; Waters XTerra C18 3.5 μ m, 20 mm x 2.1 mm column, 1.0 mL/min, detection at 190–400 nm; 1.7 min gradient 10–50% A, followed by 1.8 min gradient 50–95% A, hold 1 min at 95% A; solvent A: 0.045% formic acid in acetonitrile; solvent B: 0.1% formic acid in Milli-Q water. **¹H NMR** (CD₃OD, 400 MHz): δ 7.28–7.36 (m, 3H), 7.12–7.14 (d, *J* = 8.8 Hz, 2H), 6.84–6.86 (d, *J* = 8.8 Hz, 2H), 4.15–4.17 (m, 2H), 4.00–4.14 (m, 2H), 3.68–3.72 (m, 1H), 3.23–3.48 (m, 6H), 2.01–2.03 (m, 5H), 1.34–1.30 (m, 2H); **MS ES⁺** (*m/z*): 566 (*M* + 45)⁺.

Example 26

[0284] The synthesis of compound **CK** within the invention is outlined in FIG. 25, with the details given below.

Preparation of (S)-3-(2-(4-(5-bromo-2-chlorobenzyl)phenoxy)ethoxy)tetrahydrofuran (Intermediate CI)

[0285]

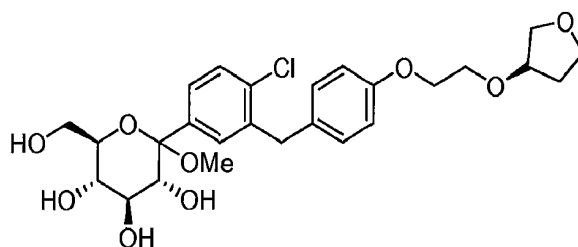


[0286] To a stirred solution of (*R*)-tetrahydrofuran-3-ol (320 mg, 3.63 mmol) in dry tetrahydrofuran (10 mL) was added sodium hydride (145 mg, 3.63 mmol, 60%) slowly under 0°C. The reaction was stirred at this temperature for 30 min

and then 2-(4-(5-bromo-2-chlorobenzyl)phenoxy)ethyl 4-methylbenzenesulfonate (intermediate **AB**) (300 mg, 0.61 mmol) was added. The reaction was warmed to room temperature and then heated to reflux overnight. The reaction was quenched with saturated ammonium chloride and extracted with ethyl acetate. The organic layer was washed with brine, dried over sodium sulfate and concentrated to a yellow oil. The crude oil was purified by flash chromatography to get 200 mg of colorless oil (80% yield).

Preparation of (3R,4S,5S,6R)-2-(4-chloro-3-(4-(2-((S)-tetrahydrofuran-3-yloxy)ethoxy)benzyl)phenyl)-6-(hydroxymethyl)-2-methoxytetrahydro-2H-pyran-3,4,5-triol (Intermediate CJ)

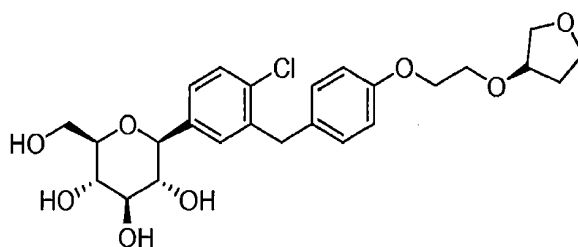
[0287]



[0288] To a -65°C solution of (S)-3-(2-(4-(5-bromo-2-chlorobenzyl) phenoxy)ethoxy)tetrahydrofuran (200 mg, 0.49 mmol) in anhydrous toluene/tetrahydrofuran (6 mL, v/v = 2:1) was added dropwise n-butyllithium (2.5 M in hexane, 0.3 mL), and the pale yellow mixture was stirred for 30 min at -65°C. The mixture was transferred to a -65°C solution of (3R,4S,5R,6R)-3,4,5-tris(trimethylsilyloxy)-6-((trimethylsilyloxy)methyl)tetrahydro-2H-pyran-2-one (280 mg, 0.73 mmol) in toluene (4 mL). The mixture was stirred at -65°C for 2 h until starting material was consumed. The reaction was quenched with methanesulfonic acid (0.04 mL, 1.7 mmol) in methanol (6 mL), and the mixture was allowed to warm to 20°C and stirred overnight. The reaction was quenched with saturated sodium bicarbonate. The organic phase was separated, and the aqueous phase was extracted with ethyl acetate. The organic phases were combined, washed with saturated sodium bicarbonate, then with water and then with brine prior to drying over anhydrous sodium sulfate. Removal of volatiles afforded 200 mg of crude solid product, which was used in the next step without further purification.

Preparation of (2S,3R,4R,5S,6R)-2-(4-chloro-3-(4-(2-((S)-tetrahydrofuran-3-yloxy)ethoxy)benzyl)phenyl)-6-(hydroxymethyl)tetrahydro-2H-pyran-3,4,5-triol (Compound CK)

[0289]



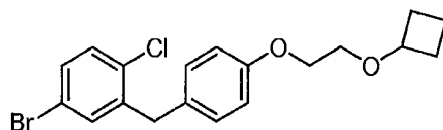
[0290] To a -15°C solution of crude product from the previous step (200 mg, ~0.38 mmol) in 1:1 anhydrous acetonitrile/dichloromethane (4 mL) was added triethylsilane (0.12 mL, 0.76 mmol). Boron trifluoride diethyl etherate (0.08 mL, 0.57 mmol) was added dropwise, and then the mixture was stirred for 4 h at -10°C. The reaction was quenched with saturated aqueous sodium bicarbonate. The volatiles were removed under reduced pressure, and the residue was extracted with ethyl acetate, washed with water and then with brine. The residue was dried over anhydrous sodium sulfate, filtered and concentrated to a solid, which was purified by preparative HPLC-MS to give 12 mg pure product (HPLC purity: 99 %). HPLC retention time: 2.2 min; Waters 2695 Separations Module equipped with a Waters 2996 Photodiode Array Detector and a Waters Micromass ZQ Detector; Waters XTerra C18 3.5 μm, 20 mm x 2.1 mm column, 1.0 mL/min, detection at 190-400 nm; 1.7 min gradient 10-50% A, followed by 1.8 min gradient 50-95% A, hold 1 min at 95% A; solvent A: 0.045% formic acid in acetonitrile; solvent B: 0.1% formic acid in Milli-Q water. ¹H NMR (CD₃OD, 400 MHz): δ 7.28-7.36 (m, 3H), 7.11-7.13 (d, J = 8.0 Hz, 2H), 6.83-6.85 (d, J = 8.4 Hz, 2H), 4.26 (s, 1H), 4.03-4.25 (m, 5H), 3.71-3.89 (m, 8H), 3.32-3.34 (m, 3H), 3.27-3.32 (m, 1H), 2.02-2.05 (m, 2H); ¹³C NMR (m/z): 539 (M + 45)⁺.

Example 27

[0291] The synthesis of compound **CM** within the invention is given below.

Preparation of 4-bromo-1-chloro-2-(4-(2-cyclobutoxyethoxy)benzyl)benzene (Intermediate CL)

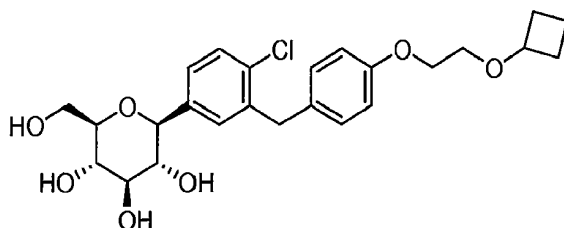
[0292]



[0293] To a solution of cyclobutanol (260 mg, 3.6 mmol) in anhydrous tetrahydrofuran (4 mL) was added sodium hydride (138 mg, 5.7 mmol) in portions at 0°C. The mixture was stirred at 0°C for 30 min, and then 2-(4-(5-bromo-2-chlorobenzyl)phenoxy)ethyl 4-methylbenzenesulfonate (intermediate **AB**) (300 mg, 0.6 mmol) was added in portions. The mixture was refluxed for 3 h, whereupon TLC showed the reaction was complete. The reaction mixture was quenched with saturated ammonium chloride, extracted with ethyl acetate, washed with water and then with brine, dried over anhydrous sodium sulfate, and concentrated to a crude oil. The crude oil was purified by column chromatography (PE:EA = 10:1) to get intermediate **CL** as an oil product (117 mg, yield: ~49%).

Preparation of (2S,3R,4R,5S,6R)-2-(4-chloro-3-(4-(2-cyclobutoxyethoxy)benzyl)phenyl)-6-(hydroxymethyl)tetrahydro-2H-pyran-3,4,5-triol (Compound CM)

[0294]



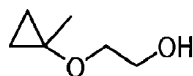
[0295] To a solution of 4-bromo-1-chloro-2-(4-(2-cyclobutoxyethoxy)benzyl)benzene (110 mg, 0.3 mmol) in anhydrous toluene/tetrahydrofuran (v/v = 2/1, 2 mL) was added n-BuLi (0.17 mL, 2.5 M) dropwise at -78°C. The mixture was stirred for 30 min and then transferred to a solution of (3R,4S,5R,6R)-3,4,5-tris(trimethylsilyloxy)-6-((trimethylsilyloxy)methyl)tetrahydro-2H-pyran-2-one (195 mg, 0.4 mmol) in anhydrous toluene (1 mL) at -78°C. The mixture was stirred at -78°C for 2 h until starting material was consumed. The reaction was quenched with methanesulfonic acid (54 μ L in 1.4 mL methanol), and the mixture was allowed to warm to room temperature and stirred overnight. Then water was added, the organic phase was separated, and the water phase was extracted with ethyl acetate. The organic phases were combined, washed with saturated sodium bicarbonate, then with water and then with brine, and then dried over anhydrous sodium sulfate, filtered and concentrated to get the crude product. The crude product was dissolved in acetonitrile/dichloromethane (1.2 mL), triethylsilane (0.3 mL, 1.9 mmol) was added, the mixture was cooled to -40°C, and boron trifluoride diethyl etherate (1.8 μ L, 1.4 mmol) was added quickly. After addition, the mixture was stirred for 2 h at 0°C. The reaction was quenched with saturated aqueous sodium bicarbonate. The volatiles were removed under reduced pressure and the residue was extracted with ethyl acetate, washed with water and then with brine, and then dried over anhydrous sodium sulfate. The residue was filtered, concentrated, and purified by preparative LC-MS to obtain 16 mg of pure product. ¹H NMR (CD₃OD, 400 MHz): δ 7.25-7.34 (m, 3H), 7.09-7.11 (m, 2H), 6.81-6.83 (m, 2H), 4.01-4.09 (m, 6H), 3.85-3.88 (m, 1H), 3.65-3.70 (m, 3H), 3.37-3.44 (m, 3H), 3.26-3.28 (m, 1H), 2.18-2.23 (m, 2H), 1.90-1.95 (m, 2H), 1.55-1.72 (m, 1H), 1.48-1.53 (m, 1H); **MS ES**⁻ (m/z): 523 (M + 45)⁻; **MS ES**⁺ (m/z): 479 (M + 1)⁺, 496 (M + 18)⁺.

Example 28

[0296] The synthesis of compound **CP** within the invention is outlined in FIG. 26, with the details given below.

Preparation of 2-(1-methylcyclopropoxy)ethanol (Intermediate CN)

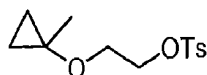
[0297]



[0298] To Mg powder (250 mg, 10.25 mmol) suspended in THF (10 mL) was slowly added 1,2-dibromoethane (0.7 mL) over 3 h via funnel to maintain gentle reflux. After an additional 1 h, when the mixture had cooled to below 46°C, 2-(2-bromoethyl)-2-methyl-1,3-dioxolane (1 g, 5.1 mmol) was slowly added over 1 h to maintain the temperature below 46°C. An additional portion of THF (5 mL) was added, and the mixture was stirred overnight at 40~46°C. The reaction was quenched by addition to ammonium chloride at 0°C, and the mixture was stirred for 2 h before it was transferred to an extractor and separated. The organic layer was concentrated under vacuum, and the aqueous layer was extracted with dichloromethane (20 mL × 2). The combined organic layers were washed with brine and concentrated to obtain crude product as a yellow oil (0.32 g, crude), which was used in the next step without further purification.

Preparation of 2-(1-methylcyclopropoxy)ethyl 4-methylbenzenesulfonate (Intermediate CO)

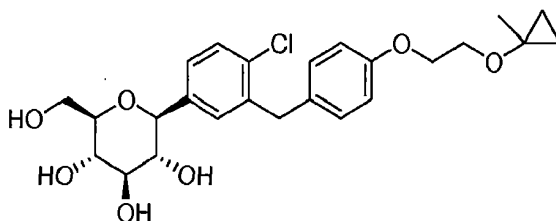
[0299]



[0300] To the crude 2-(1-methylcyclopropoxy)ethanol from the previous step (0.32 g) in a mixture of 4.6N sodium hydroxide (6.3 mL, 2.52 mmol) and tetrahydrofuran (3 mL) was added 4-methylbenzene-1-sulfonyl chloride (2.1 g, 11.2 mmol) in dichloromethane (6 mL) at 0-5°C. The solution was stirred for 3 h at 0-5°C, and then extracted with dichloromethane. The organic layer was washed with brine, dried over sodium sulfate, and concentrated to obtain crude product (100 mg), which was used in the next step without further purification.

Preparation of (2S,3R,4R,5S,6R)-2-(4-chloro-3-(4-(2-(1-methylcyclopropoxy)ethoxy)benzyl)phenyl)-6-(hydroxymethyl)tetrahydro-2H-pyran-3,4,5-triol (Compound CP)

[0301]



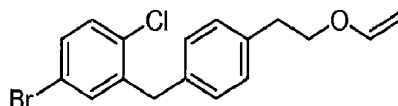
[0302] To a stirred suspension of (2S,3R,4R,5S,6R)-2-(4-chloro-3-(4-hydroxybenzyl)phenyl)-6-(hydroxymethyl)tetrahydro-2H-pyran-3,4,5-triol (intermediate D1) (140 mg, 0.26 mmol) in *N,N*-dimethylformamide (2 mL) and cesium carbonate (130 mg, 0.4 mmol) was added 2-(1-methylcyclopropoxy)ethyl 4-methylbenzenesulfonate (54 mg, 0.20 mmol). The mixture was stirred overnight at 50°C. The solution was diluted with water and the aqueous layer was extracted with ethyl acetate. The combined organic layers were concentrated under reduced pressure, and the residue was purified by preparative HPLC-MS to give 30 mg of white solid (31% yield; HPLC purity 97.5 %). HPLC retention time: 3.27 min; Waters 2695 Separations Module equipped with a Waters 2996 Photodiode Array Detector and a Waters Micromass ZQ Detector; Waters XTerra C18 5 μ m, 50 mm x 2.1 mm column; 1.0 mL/min, detection at 190-400 nm; 6 min gradient 10-95% A, hold 8 min at 95% A; solvent A: 0.045 % formic acid in acetonitrile, solvent B: 0.1 % formic acid in Milli-Q water. $^1\text{H NMR}$ (CD_3OD , 400 MHz): δ 7.28-7.36 (m, 3H), 7.12-7.14(d, J = 8.8 Hz, 2H), 6.83-6.86 (d, J = 8.8 Hz, 2H), 4.64 (s, 1H), 4.02-4.12 (m, 5H), 3.81-3.91 (m, 3H), 3.71-3.73 (m, 1H), 3.28-3.48 (m, 5H), 1.42 (s, 3H), .081-0.83 (d, J = 5.6 Hz, 2H), 0.44-0.46 (m, 2H); MS ES^- (m/z): 523 (M + 45) $^-$.

Example 29

[0303] The synthesis of compound **CT** within the invention is outlined in FIG. 27, with the details given below.

Preparation of 4-bromo-1-chloro-2-(4-(2-(vinylloxy)ethyl)benzyl)benzene (Intermediate CQ)

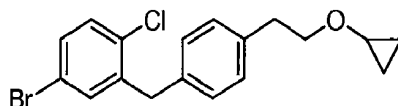
[0304]



[0305] To a solution of 2-(4-(5-bromo-2-chlorobenzyl)phenyl)ethanol (intermediate **BH**) (500 mg, 1.46 mmol), [Ir-Cl(cod)]₂ (9.8 mg, 0.015 mmol) and sodium carbonate (93 mg, 0.87 mmol) in toluene (2 mL) was added vinyl acetate (0.27 mL, 2.91 mmol) under argon. The reaction mixture was heated to 100°C and stirred for 2 h. The solution was allowed to cool to room temperature, and then diluted with 50 mL of ethyl acetate. The mixture was washed with water (20 mL) and then with brine (20 mL), and dried over sodium sulfate. The residue was concentrated and purified by column chromatography (eluent EA:PE:Et₃N = 1:20:0.01) to provide 445 mg of yellow solid. ¹H-NMR (CDCl₃, 400 MHz): δ 7.22~7.14 (m, 3H), 7.10 (d, 2H), 7.04 (d, 2H), 6.40 (dd, *J* = 14.4 and 6.8 Hz, 1H), 4.11 (dd, *J* = 14.4 and 2.0 Hz, 1H), 3.96 (s, 2H), 3.93 (dd, *J* = 6.8 and 2.0 Hz, 1H), 3.82 (t, *J* = 7.2 Hz, 2H), 2.88 (t, *J* = 7.2 Hz, 2H).

Preparation of 4-bromo-1-chloro-2-(4-(2-(cyclopropoxy)ethyl)benzyl)benzene (Intermediate CR)

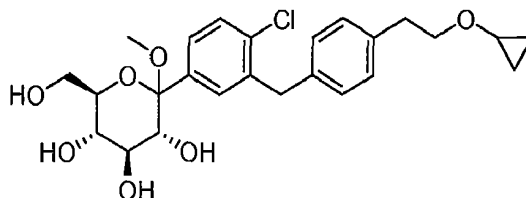
[0306]



[0307] To a stirred mixture of 4-bromo-1-chloro-2-(4-(2-(vinylloxy)ethyl)benzyl)benzene (100 mg, 0.27 mmol) and Et₂Zn (0.68 mL, 0.68 mmol, 1.0 M in hexane) in dry ethyl ether (2 mL) was added diiodomethane (0.06 mL, 0.68 mmol) dropwise during 20 min at room temperature under argon. After stirring overnight, the reaction mixture was poured slowly into ice cold dilute hydrochloride solution with stirring. The mixture was extracted with ethyl acetate (3 x 10 mL). The combined organic layers were washed with water (10 mL) and then with brine (10 mL), and then dried over sodium sulfate. The residue was concentrated and purified by preparative TLC (eluent EA:PE = 1:25) to obtain intermediate **CR** (86 mg) as a light yellow oil. ¹H-NMR (CDCl₃, 400 MHz): δ 7.32~7.24 (m, 3H), 7.18 (d, 2H), 7.12 (d, 2H), 4.05 (s, 2H), 3.73 (t, *J* = 7.2 Hz, 2H), 3.32~3.29 (m, 1H), 2.88 (t, *J* = 7.2 Hz, 2H), 0.57~0.44 (m, 4H).

Preparation of (3R,4S,5S,6R)-2-(4-chloro-3-(4-(2-(cyclopropoxy)ethyl)benzyl)phenyl)-6-(hydroxymethyl)-2-methoxytetrahydro-2H-pyran-3,4,5-triol (Intermediate CS)

[0308]

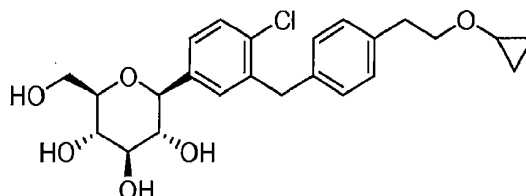


[0309] To a solution of 4-bromo-1-chloro-2-(4-(2-(cyclopropoxy)ethyl)benzyl)benzene (105 mg, 0.29 mmol) in anhydrous toluene/THF (1.2 mL, v/v = 2:1) was added dropwise n-BuLi (2.5 M in hexane, 0.14 mL) at -65°C, and the mixture was stirred for 30 min at -65°C. Then a -65°C solution of (3R,4S,5R,6R)-3,4,5-tris(trimethylsilyloxy)-6-((trimethylsilyloxy)methyl)tetrahydro-2H-pyran-2-one (148 mg, 0.32 mmol) in toluene (1.2 mL) was added dropwise over 15 min. The mixture was stirred at -65°C for 3 h until starting material was consumed. The reaction was quenched with methanesulfonic acid

(0.04 mL, 0.60 mmol) in methanol (1 mL), and the mixture was allowed to warm to room temperature and stirred overnight. The reaction was quenched with saturated sodium bicarbonate, the organic phase was separated and the aqueous phase was extracted with ethyl acetate. The combined organic phases were washed with saturated bicarbonate, then with water, and then with brine, and dried over sodium sulfate. Removal of the volatiles afforded a residue (134 mg), which was used in the next step without further purification.

Preparation of (2S,3R,4R,5S,6R)-2-(4-chloro-3-(4-(2-cyclopropoxyethyl)benzyl)phenyl)-6-(hydroxymethyl)tetrahydro-2H-pyran-3,4,5-triol (Compound CT)

[0310]



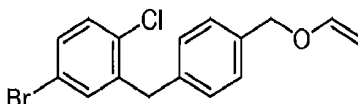
[0311] To a -15°C solution of crude product from the previous step (134 mg, 0.28 mmol) in anhydrous acetonitrile/dichloromethane (2 mL, 1:1) was added triethylsilane (0.18 mL, 1.12 mmol). Then $\text{BF}_3 \cdot \text{Et}_2\text{O}$ (0.11 mL, 0.84 mmol) was added dropwise, and the mixture was stirred for 3 h at -15°C. The reaction was quenched with saturated aqueous bicarbonate and the volatiles were removed under reduced pressure. The residue was extracted with ethyl acetate, washed with water, then with brine, and dried over sodium sulfate. The sample was concentrated and purified by preparative HPLC-MS to give 42 mg of white solid. $^1\text{H NMR}$ (CD_3OD , 400 MHz): δ 7.37~7.28 (m, 3H), 7.12 (s, 4H), 4.11 (d, J = 9.2 Hz, 1H), 4.13~4.03 (dd, J = 24.4 and 14.8 Hz, 2H), 3.88 (d, J = 14.4 Hz, 1H), 3.72~3.68 (m, 3H), 3.48~3.39 (m, 3H), 3.32~3.28 (m, 2H), 2.80 (t, J = 6.8 Hz, 2H), 0.47~0.44 (m, 4H); **MS ESI** (m/z): 449 $[\text{M}+\text{H}]^+$, calc. 448.

Example 30

[0312] The synthesis of compound **CX** within the invention is outlined in FIG. 28, with the details given below.

Preparation of 4-bromo-1-chloro-2-(4-(vinylloxymethyl)benzyl)benzene (Intermediate CU)

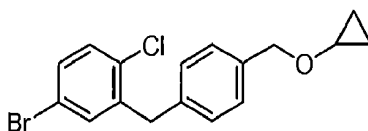
[0313]



[0314] To a solution of (4-(5-bromo-2-chlorobenzyl)phenyl)methanol (intermediate **AK**) (1.5 g, 4.81 mmol), $[\text{IrCl}(\text{cod})]_2$ (31 mg, 0.046 mmol) and sodium carbonate (0.29 g, 2.73 mmol) in toluene (6 mL) was added vinyl acetate (0.84 mL, 9.10 mmol) under argon. The reaction mixture was heated to 100°C and stirred for 4 h. The solution was allowed to cool to room temperature, and then diluted with 50 mL of ethyl acetate. The mixture was washed with water (20 mL) and then with brine (20 mL), and dried over sodium sulfate. The residue was concentrated and purified by column chromatography (eluent EA:PE:Et₃N = 1:30:0.01) to provide 1.09 g of white solid. $^1\text{H NMR}$ (CDCl_3 , 400 MHz): δ 7.36~7.28 (m, 5H), 7.22 (d, 2H), 6.61 (dd, J = 14.4 and 6.8 Hz, 1H), 4.78 (s, 2H), 4.37~4.33 (dd, J = 14.4 and 2.4 Hz, 1H), 4.14~4.12 (dd, J = 6.8 and 2.4 Hz, 1H), 4.09 (s, 2H).

Preparation of 4-bromo-1-chloro-2-(4-(cyclopropoxymethyl)benzyl)benzene (Intermediate CV)

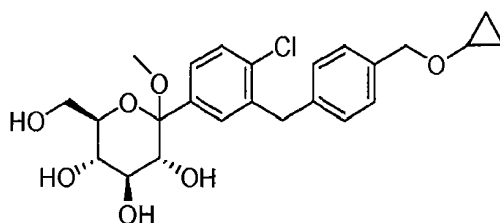
[0315]



[0316] To a stirred mixture of 4-bromo-1-chloro-2-(4-(vinylloxymethyl)benzyl)benzene (0.7 g, 2.07 mmol) and Et_2Zn (5.18 mL, 5.18 mmol, 1.0 M in hexane) in dry ethyl ether (10 mL) was added diiodomethane (0.42 mL, 5.18 mmol) dropwise during 20 min at room temperature under argon. After stirring overnight, the reaction mixture was poured slowly into ice cold dilute hydrochloride solution with stirring. The mixture was extracted with ethyl acetate (3 x 20 mL). The combined organic layers were washed with water (20 mL) and then with brine (20 mL), and then dried over sodium sulfate. The residue was concentrated and purified by column chromatography (eluent EA:PE = 1:200) to obtain intermediate **CV** (0.6 g) as a colorless oil. $^1\text{H NMR}$ (CDCl_3 , 400 MHz): δ 7.33~7.24 (m, 5H), 7.18 (d, 2H), 4.55 (s, 2H), 4.07 (s, 2H), 3.40~3.37 (m, 1H), 0.69~0.49 (m, 4H).

Preparation of (3R,4S,5S,6R)-2-(4-chloro-3-(4-(cyclopropoxymethyl)benzyl)phenyl)-6-(hydroxymethyl)-2-methoxytetrahydro-2H-pyran-3,4,5-triol (Intermediate CW)

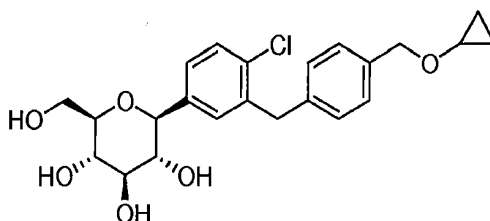
[0317]



[0318] To a solution of 4-bromo-1-chloro-2-(4-(2-cyclopropoxymethyl)benzyl)benzene (0.6 g, 1.71 mmol) in anhydrous toluene/THF (6 mL, v/v = 2:1) was added dropwise $n\text{-BuLi}$ (2.5 M in hexane, 0.82 mL) at -65°C , and the mixture was stirred for 30 min at -65°C . Then a -65°C solution of (3R,4S,5R,6R)-3,4,5-tris(trimethylsilyloxy)-6-((trimethylsilyloxy)methyl)tetrahydro-2H-pyran-2-one (0.87 g, 1.88 mmol) in toluene (6 mL) was added dropwise over 15 min. The mixture was stirred at -65°C for 3.5 h until starting material was consumed. The reaction was quenched with methanesulfonic acid (0.23 mL, 3.58 mmol) in methanol (6 mL), and the mixture was allowed to warm to room temperature and stirred overnight. The reaction was quenched with saturated sodium bicarbonate, the organic phase was separated and the aqueous phase was extracted with ethyl acetate. The combined organic phases were washed with saturated bicarbonate, then with water, and then with brine, and dried over sodium sulfate. Removal of the volatiles afforded a residue (0.75 g), which was used in the next step without further purification.

Preparation of (2S,3R,4R,5S,6R)-2-(4-chloro-3-(4-(cyclopropoxymethyl)benzyl)phenyl)-6-(hydroxymethyl)tetrahydro-2H-pyran-3,4,5-triol (Compound CX)

[0319]



[0320] To a -15°C solution of crude product from the previous step (0.75 g, 1.61 mmol) in anhydrous acetonitrile/dichloromethane (6 mL, 1:1) was added triethylsilane (1.01 mL, 6.42 mmol). Then $\text{BF}_3 \cdot \text{Et}_2\text{O}$ (0.61 mL, 4.81 mmol) was added dropwise, and the mixture was stirred for 3 h at -15°C . The reaction was quenched with saturated aqueous bicarbonate and the volatiles were removed under reduced pressure. The residue was extracted with ethyl acetate, washed with

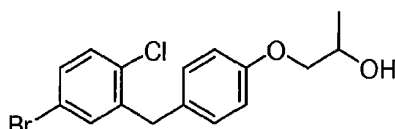
water, then with brine, and dried over sodium sulfate. The sample was concentrated and purified by preparative HPLC-MS to give 0.35 g of white solid. **¹H NMR** (CD₃OD, 400 MHz): δ 7.38~7.30 (m, 3H), 7.25 (d, 2H), 7.19 (d, 2H), 4.52 (s, 2H), 4.13~4.07 (m, 3H), 3.91~3.88 (m, 1H), 3.73~3.68 (m, 1H), 3.49~3.35 (m, 4H), 3.32~3.28 (m, 1H), 0.61~0.47 (m, 4H); **MS ESI** (m/z): 435 [M+H]⁺, calc. 434.

Example 31

[0321] The synthesis of compound **DC** within the invention is given below.

Preparation of 1-(4-(5-bromo-2-chlorobenzyl)phenoxy)propan-2-ol (Intermediate CY)

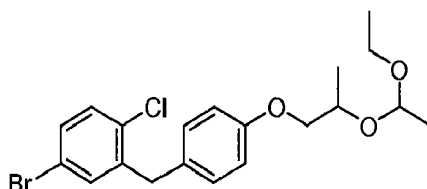
[0322]



[0323] To a solution of 4-(5-bromo-2-chlorobenzyl)phenol (intermediate **H**) (3 g, 10.1 mmol) and cesium carbonate (6.6 g, 20.1 mmol) in *N,N*-dimethylacetamide (30 mL), 1-bromopropan-2-ol (2.8 g, 20.1 mmol) was added. The solution was heated to 80°C and stirred overnight. Then the reaction mixture was cooled to room temperature, diluted with water, extracted with ethyl acetate, washed with sodium ammonium chloride and then with brine, and dried over sodium sulfate. The residue was concentrated and purified by column chromatography to intermediate **CY** (2.95 g, yield: 82%). **¹H NMR** (CDCl₃, 400 MHz): δ 7.24-7.32 (m, 3H), 7.12-7.14 (m, 2H), 6.87-6.89 (m, 2H), 4.20-4.24 (m, 1H), 4.02 (s, 2H), 3.94-3.97 (m, 1H), 3.78-3.82 (m, 1H), 1.29-1.31 (m, 3H).

Preparation of 4-bromo-1-chloro-2-(4-(2-(1-ethoxyethoxy)propoxy)benzyl)benzene (Intermediate CZ)

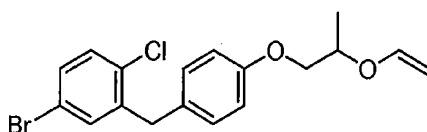
[0324]



[0325] To a solution of 1-(4-(5-bromo-2-chlorobenzyl)phenoxy)propan-2-ol (857 mg, 2.4 mmol) in dichloromethane (20 mL) was added ethyl vinyl ether (1.2 mL, 12 mmol) and pyridinium *p*-toluenesulfonate (24 mg), and the mixture was stirred at room temperature for 2 h, whereupon starting material had been completely consumed as determined by TLC (eluent PE:EA = 1:1). Solid sodium bicarbonate (5 g) was added, and the mixture was stirred for 10 min. Water (25 mL) was added, and the mixture was extracted with ethyl acetate, washed with sodium chloride, and dried over sodium sulfate. The residue was concentrated and purified by column chromatography to obtain intermediate **CZ** (900 mg, yield 87%) as a yellow oil. **¹H NMR** (CDCl₃, 400 MHz): δ 7.23-7.30 (m, 3H), 7.09-7.11 (m, 2H), 6.85-6.87 (m, 2H), 4.86-4.94 (m, 1H), 4.10-4.13 (m, 1H), 4.00 (s, 2H), 3.84-3.99 (m, 1H), 3.69-3.72 (m, 1H), 3.50-3.59 (m, 1H), 1.19-1.37 (m, 9H).

Preparation of 4-bromo-1-chloro-2-(4-(2-(vinylloxy)propoxy)benzyl)benzene (Intermediate DA)

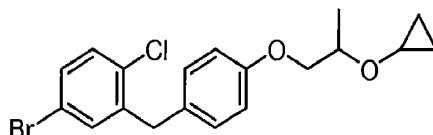
[0326]



[0327] To a solution of 4-bromo-1-chloro-2-(4-(2-(1-ethoxyethoxy)propoxy)benzyl)-benzene (550 mg, 1.3 mmol) in dichloromethane (10 mL) at 0°C under argon was added triethylamine (0.2 mL, 2.2 mmol), followed by trimethylsilyltri-
 fluoromethane sulfonate (240 mg, 2.2 mmol). After 1 h, 1.0 M sodium hydroxide (4 mL) was added, followed by diethyl
 ether (20 mL). The organic phase was separated, dried over sodium sulfate and concentrated to an oil, which was
 purified by column chromatography (PE/EA=10:1) to obtain intermediate **DA** (290 mg, yield 59%).

Preparation of 4-bromo-1-chloro-2-(4-(2-cyclopropoxypropoxy)benzyl)benzene (Intermediate DB)

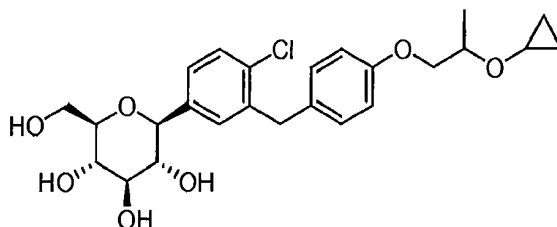
[0328]



[0329] To a solution of diethyl zinc (1.9 mL, 1.0 M in hexane) in dichloromethane (10 mL) at 0°C under argon was added slowly diiodomethane (0.15 mL) in dichloromethane (2 mL). After stirring for 30 min, 4-bromo-1-chloro-2-(4-(2-(vi-
 nyloxy)propoxy)benzyl)benzene (290 mg, 0.76 mmol) in dichloromethane (3 mL) was added dropwise. The reaction
 mixture was warmed to room temperature and stirred overnight, and then quenched with saturated aqueous ammonium
 chloride. The aqueous layer was extracted with ethyl acetate, and the combined organic layers were washed with
 saturated aqueous sodium bicarbonate and then with brine, and then dried over sodium sulfate. The residue was con-
 centrated and purified by preparative TLC to obtain intermediate **DB** as an oil (200 mg, yield 66%). ¹H NMR (CDCl₃,
 400 MHz): δ 7.24-7.31 (m, 3H), 7.10-7.12 (m, 2H), 6.87-6.89 (m, 2H), 3.90-4.01 (m, 5H), 3.47-3.48 (m, 1H), 1.31-1.33
 (m, 3H), 0.64 (m, 2H), 0.50-0.53 (m, 2H).

Preparation of (2S,3R,4R,5S,6R)-2-(4-chloro-3-(4-(2-cyclopropoxypropoxy)benzyl)phenyl)-6-(hydroxyme- thyl)tetrahydro-2H-pyran-3,4,5-triol (Compound DC)

[0330]



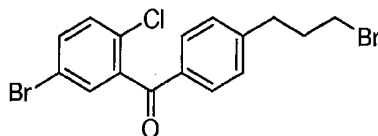
[0331] To a solution of 4-bromo-1-chloro-2-(4-(2-cyclopropoxypropoxy)benzyl)benzene (180 g, 0.45 mol) in anhydrous
 toluene/tetrahydrofuran (v/v = 2:1, 1 mL), n-BuLi (0.22 mL, 2.5 M in hexane) was added dropwise at -78°C. The mixture
 was stirred for 30 min, and then transferred to a solution of (3R,4S,5R,6R)-3,4,5-tris(trimethylsilyloxy)-6-((trimethylsily-
 loxy)methyl)tetrahydro-2H-pyran-2-one (276 mg, 0.6 mmol) in anhydrous toluene (1 mL) at -78°C. The mixture was
 stirred at -78°C for 2 h until starting material was consumed. The reaction was quenched with methanesulfonic acid (60
 μL in 1.2 mL methanol), and the mixture was allowed to warm to room temperature and stirred overnight. Then water
 was added, the organic phase was separated, and the water phase was extracted with ethyl acetate. The organic phases
 were combined, washed with saturated sodium bicarbonate, then with water and then with brine, and then dried over
 anhydrous sodium sulfate. The residue was filtered and concentrated to get the crude product, which then was dissolved
 in acetonitrile/dichloromethane (2 mL, 1:1). Triethylsilane (0.3 mL, 1.9 mmol) was added, the mixture was cooled to
 -40°C, and boron trifluoride diethyl etherate (1.8 μL, 1.4 mmol) was added quickly. After addition, the mixture was stirred
 for 2 h at 0°C. The reaction was quenched with saturated aqueous sodium bicarbonate. The volatiles were removed
 under reduced pressure, and the residue was extracted with ethyl acetate and washed with water and then with brine,
 and then dried over anhydrous sodium sulfate. The residue was filtered, concentrated, and purified by prepared LC-MS
 to obtain compound **DC** (7.2 mg). ¹H NMR (CD₃OD, 400 MHz): δ 7.28-7.37 (m, 3H), 7.11-7.13 (m, 2H), 6.83-6.85 (m,
 2H), 3.88-4.12 (m, 7H), 3.69-3.73 (m, 1H), 3.40-3.53 (m, 4H), 3.28-3.33 (m, 1H), 1.27-1.29 (d, J = 8 Hz, 3H), 0.48-0.60
 (m, 4H); **MS ES**⁻ (m/z): 523 (M + 45)⁻; **MS ES**⁺ (m/z): 479 (M + 1)⁺, 496 (M + 18)⁺.

Example 32

[0332] The synthesis of compound **DJ** within the invention is outlined in FIG. 29, with the details given below.

Preparation of (5-bromo-2-chlorophenyl)(4-(3-bromopropyl)phenyl)methanone (Intermediate DD)

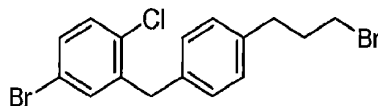
[0333]



[0334] To a stirred suspension of 5-bromo-2-chlorobenzoic acid (2.31 g, 9.80 mmol) and oxalyl chloride (1.41 g, 11.11 mmol) in CH_2Cl_2 (30 mL) was added 0.05 mL of DMF. Once the vigorous evolution of gas ceased, the reaction was stirred overnight and then the volatiles were removed under reduced pressure. The resulting crude 5-bromo-2-chlorobenzoyl chloride was dissolved in dichloromethane (30 mL), and the solution was cooled to 0~5°C. Then AlCl_3 (1.31 g, 9.8 mmol) was added in portions, the mixture was stirred for 30 min, and (3-bromopropyl)benzene (1.50 g, 6.53 mmol) in dichloromethane (4 mL) was added. The reaction solution was warmed to room temperature and stirred for 4 h. The reaction was quenched by pouring into ice water. The suspension was diluted with water and extracted 3X with CH_2Cl_2 . The combined organic extracts were washed 2X with 1N HCl, 1X with water, 2X with 1M NaOH, and 2X with brine, and then dried over Na_2SO_4 . After removal of the volatiles, the crude product was purified by column chromatography (eluent EA:PE = 1:20) to obtain intermediate **DD** (2.4 g) as a light yellow oil. $^1\text{H-NMR}$ (CDCl_3 , 400 MHz): δ 7.68~7.66 (d, 2H), 7.50~7.47 (dd, 1H), 7.42 (d, 1H), 7.28~7.19 (m, 3H), 3.33 (t, J = 6.8 Hz, 2H), 2.80 (t, J = 7.6 Hz, 2H), 2.17~2.10 (m, 2H).

Preparation of 4-bromo-2-(4-(3-bromopropyl)benzyl)-1-chlorobenzene (Intermediate DE)

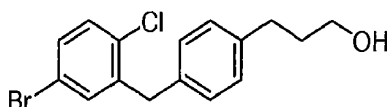
[0335]



[0336] To a stirred solution of Et_3SiH (1.4 mL, 8.50 mmol) and (5-bromo-2-chlorophenyl)(4-(3-bromopropyl)phenyl)methanone (2.36 g, 5.67 mmol) in TFA (10 mL) at 30°C was added $\text{CF}_3\text{SO}_3\text{H}$ (0.05 mL). Within a few minutes the temperature of the solution increased causing it to reflux violently. After stirring for 2.5 h, additional Et_3SiH (0.45 mL, 2.85 mmol) was added and the mixture was heated to 50°C. After stirring for 4.5 h the reaction was complete, and the volatiles were removed under reduced pressure. The residue was poured into brine and extracted 3X with ethyl acetate. The combined organic layers were washed 3X with water, 2X with aqueous Na_2CO_3 and 2X with brine, and dried over Na_2SO_4 . The solvent was evaporated under reduced pressure, and the residue (2.3 g) was used in the next step without further purification.

Preparation of 3-(4-(5-bromo-2-chlorobenzyl)phenyl)propan-1-ol (Intermediate DF)

[0337]

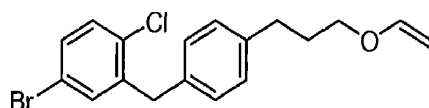


[0338] To a solution of 4-bromo-2-(4-(3-bromopropyl)benzyl)-1-chlorobenzene (2.3 g, 5.7 mmol) in DMF (12 mL) was added sodium acetate (0.7 g, 8.5 mmol). The solution was heated to 90°C and stirred overnight. Water (50 mL) and ethyl acetate (100 mL) were added. The organic layer was separated, washed with saturated NH_4Cl , then with water and then with brine, and dried over Na_2SO_4 . The solvent was evaporated under reduced pressure to obtain a yellow oil (2.3 g), which was dissolved in a mixture of THF:MeOH: H_2O (v/v/v = 3:5:2, 10 mL). Sodium hydroxide (0.3 g, 7.23 mmol)

was added, and the mixture was stirred for 1.5 h. The reaction was quenched with 20 mL of water, volatiles were removed under reduced pressure, and the residue was extracted with ethyl acetate (3 x 50 mL). The combined organic layers were washed with 2 N dilute hydrochloride (2 x 20 mL), then with water and then with brine, and then dried over sodium sulfate. After concentration, the residue was purified by column chromatography (eluent EA:PE = 5:1) to obtain intermediate **DF** (1.6 g) as a yellow oil. ¹H-NMR (CDCl₃, 400 MHz): δ 7.32~7.25 (m, 3H), 7.17 (d, 2H), 7.12 (d, 2H), 4.05 (s, 1H), 3.70 (t, J = 6.8 Hz, 2H), 2.72 (t, J = 7.6 Hz, 2H), 1.95~1.88 (m, 2H).

Preparation of 4-bromo-1-chloro-2-(4-(3-(vinylloxy)propyl)benzyl)benzene (Intermediate DG)

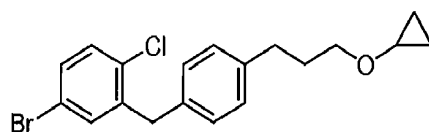
[0339]



[0340] To a solution of 3-(4-(5-bromo-2-chlorobenzyl)phenyl)propan-1-ol (0.88 g, 2.59 mmol), [IrCl(cod)]₂ (17 mg, 0.026 mmol) and sodium carbonate (0.17 g, 1.56 mmol) in toluene (5 mL) was added vinyl acetate (0.48 mL, 5.18 mmol) under argon. The reaction mixture was heated to 100°C and stirred for 5 h. The solution was allowed to cool to room temperature, and then diluted with 60 mL of ethyl acetate. The mixture was washed with water (20 mL) and then with brine (20 mL), and dried over sodium sulfate. The residue was concentrated and purified by column chromatography (eluent EA:PE:Et₃N = 1:30:0.01) to provide 0.75 g of white solid. ¹H NMR (CDCl₃, 400 MHz): δ 7.29~7.24 (m, 3H), 7.15 (d, 2H), 7.11 (d, 2H), 6.50 (dd, J = 14.4 and 6.8 Hz, 1H), 4.18 (dd, J = 14.4 and 2.0 Hz, 1H), 4.04 (s, 2H), 4.00 (dd, J = 6.8 and 2.0 Hz, 1H), 3.71 (t, J = 6.4 Hz, 2H), 2.70 (t, J = 7.2 Hz, 2H), 2.06~1.96 (m, 2H).

Preparation of 4-bromo-1-chloro-2-(4-(3-(cyclopropoxy)propyl)benzyl)benzene (Intermediate DH)

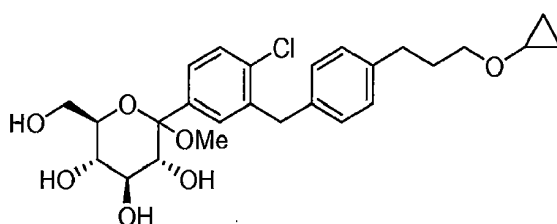
[0341]



[0342] To a stirred mixture of 4-bromo-1-chloro-2-(4-(3-(vinylloxy)propyl)benzyl)benzene (0.75 g, 2.04 mmol) and Et₂Zn (5.11 mL, 5.11 mmol, 1.0 M in hexane) in dry ethyl ether (10 mL) was added diiodomethane (0.41 mL, 5.11 mmol) dropwise during 20 min at room temperature under argon. After stirring overnight, the reaction mixture was poured slowly into ice cold dilute hydrochloride solution with stirring. The mixture was extracted with ethyl acetate (3 x 20 mL). The combined organic layers were washed with water (20 mL) and then with brine (20 mL), and then dried over sodium sulfate. The residue was concentrated and purified by preparative TLC (eluent EA:PE = 1:40) to obtain intermediate **DH** (0.64 g) as a light yellow oil. ¹H NMR (CDCl₃, 400 MHz): δ 7.32~7.25 (m, 3H), 7.15 (d, 2H), 7.11 (d, 2H), 4.05 (s, 2H), 3.53 (t, J = 6.4 Hz, 2H), 3.31~3.26 (m, 1H), 2.68 (t, J = 7.2 Hz, 2H), 1.93~1.86 (m, 2H), 0.61~0.45 (m, 4H).

Preparation of (3R,4S,5S,6R)-2-(4-chloro-3-(4-(3-(cyclopropoxy)propyl)benzyl)phenyl)-6-(hydroxymethyl)-2-methoxytetrahydro-2H-pyran-3,4,5-triol (Intermediate DI)

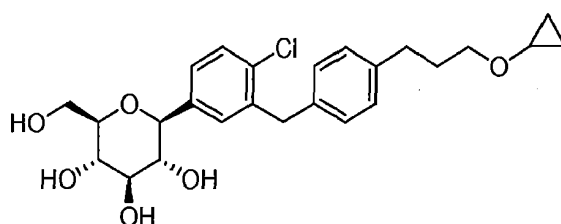
[0343]



[0344] To a solution of 4-bromo-1-chloro-2-(4-(3-cyclopropoxypropyl)benzyl)benzene (0.64 g, 1.69 mmol) in anhydrous toluene/THF (6 mL, v/v = 2:1) was added dropwise n-BuLi (2.5 M in hexane, 0.81 mL) at -65°C, and the mixture was stirred for 30 min at -65 °C. Then a -65°C solution of (3R,4S,5R,6R)-3,4,5-tris(trimethylsilyloxy)-6-((trimethylsilyloxy)methyl)tetrahydro-2H-pyran-2-one (0.86 g, 1.85 mmol) in toluene (6 mL) was added dropwise over 15 min. The mixture was stirred at -65°C for 3.5 h until starting material was consumed. The reaction was quenched with methanesulfonic acid (0.23 mL, 3.58 mmol) in methanol (6 mL), and the mixture was allowed to warm to room temperature and stirred overnight. The reaction was quenched with saturated sodium bicarbonate, the organic phase was separated and the aqueous phase was extracted with ethyl acetate. The combined organic phases were washed with saturated bicarbonate, then with water, and then with brine, and dried over sodium sulfate. Removal of the volatiles afforded a residue (0.73 g), which was used in the next step without further purification.

Preparation of (2S,3R,4R,5S,6R)-2-(4-chloro-3-(4-(3-cyclopropoxypropyl)benzyl)phenyl)-6-(hydroxymethyl)tetrahydro-2H-pyran-3,4,5-triol (Compound DJ)

[0345]



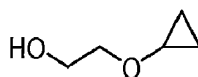
[0346] To a -15°C solution of crude product from the previous step (0.60 g, 1.22 mmol) in anhydrous acetonitrile/dichloromethane (6 mL, 1:1) was added triethylsilane (0.78 mL, 4.87 mmol). Then $\text{BF}_3 \cdot \text{Et}_2\text{O}$ (0.46 mL, 3.65 mmol) was added dropwise, and the mixture was stirred for 3 h at -15°C. The reaction was quenched with saturated aqueous bicarbonate and the volatiles were removed under reduced pressure. The residue was extracted with ethyl acetate, washed with water, then with brine, and dried over sodium sulfate. The sample was concentrated and purified by preparative HPLC-MS to give 0.29 g of white solid. **¹H NMR** (CD_3OD , 400 MHz): δ 7.38~7.29 (m, 3H), 7.12 (d, 2H), 7.09 (d, 2H), 4.11 (d, J = 9.2 Hz, 1H), 4.13~4.03 (dd, J = 24.4 and 14.8 Hz, 2H), 3.91~3.88 (m, 1H), 3.73~3.68 (m, 1H), 3.50 (t, J = 6.4 Hz, 2H), 3.47~3.40 (m, 3H), 3.30~3.27 (m, 2H), 2.62 (t, J = 7.2 Hz, 2H), 1.87~1.80 (m, 2H), 0.54~0.44 (m, 4H); **MS ESI** (m/z): 463 $[\text{M}+\text{H}]^+$, calc. 462.

Example 33

[0347] The synthesis of complex **DM** within the invention is outlined in FIG. 30, with the details given below.

Preparation of 2-cyclopropoxyethanol (Intermediate BO)

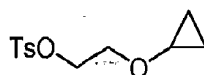
[0348]



[0349] To a suspension of Mg powder (86.7 g, 3.6 mol) and I_2 (catalytic) in anhydrous THF (0.7 L) was added slowly 1,2-dibromoethane (460 g, 2.4 mol) in anhydrous THF (2 L) at a rate that maintained the reaction temperature between 40-55°C. A solution of 2-(2-bromoethyl)-1,3-dioxolane (100g, 0.56 mol) in anhydrous THF (750 mL) was added dropwise, and the reaction mixture was kept at 40-55°C for 16 h. The reaction was quenched by addition of an aqueous solution of ammonium chloride. The mixture was extracted with methylene chloride. The organic layer was dried over sodium sulfate, and concentrated to give intermediate **BO** (27 g) as yellow oil, which was used in the next step without further purification.

Preparation of 2-cyclopropoxyethyl 4-methylbenzenesulfonate (Intermediate BP)

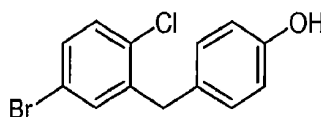
[0350]



[0351] To a stirred solution of sodium hydroxide (32 g, 0.8 mol) in water (180 mL) and THF (180 mL) was added crude 2-cyclopropoxyethanol from the previous step (27 g, 0.26 mol) at -5 to 0°C. A solution of *p*-toluenesulfonyl chloride (52 g, 0.27 mol) in THF (360 mL) was added dropwise, and the reaction mixture was kept at -5 to 0°C for 16 h. The reaction mixture was then incubated at room temperature for 30 min, the organic layer was separated and the aqueous layer was extracted with ethyl acetate (2 x 1.0 L). The combined organic layers were washed with brine, dried over Na₂SO₄ and concentrated to get the crude intermediate **BP** as a yellow oil (53.3 g), which was used for the preparation of intermediate **DK** below without further purification.

Preparation of 4-(5-bromo-2-chlorobenzyl)phenol (Intermediate H)

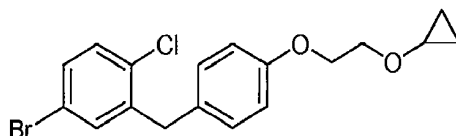
[0352]



[0353] To a stirred solution of 4-bromo-1-chloro-2-(4-ethoxybenzyl)benzene (intermediate B) (747 g, 2.31 mol) in dichloromethane was added slowly boron tribromide (1.15 kg, 4.62 mol) at -78°C. The reaction mixture was allowed to warm to room temperature. When the reaction was complete as measured by TLC, the reaction was quenched with water. The mixture was extracted with dichloromethane. The organic layer was washed with an aqueous solution of saturated sodium bicarbonate, then with water, and then with brine, and dried over Na₂SO₄. The residue was concentrated and then recrystallized in petroleum ether to obtain intermediate **H** as a white solid (460 g, yield 68%). ¹H NMR (CDCl₃, 400 MHz): δ 7.23~7.29 (m, 3H), 7.08 (d, *J* = 8.8 Hz, 2H), 6.79 (d, *J* = 8.8 Hz, 2H), 5.01 (s, 1H), 4.00 (s, 2H).

Preparation of 4-bromo-1-chloro-2-(4-(2-cyclopropoxyethoxy)benzyl)benzene (Intermediate DK)

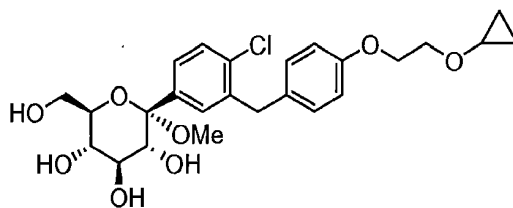
[0354]



[0355] A mixture of 4-(5-bromo-2-chlorobenzyl)phenol (56.7 g, 210 mmol) and Cs₂CO₃ (135 g, 420 mmol) in DMF (350 mL) was stirred at room temperature for 30 min, and then 2-cyclopropoxyethyl 4-methylbenzenesulfonate (crude intermediate **BP** from the second preceding step above) (53.3 g, 210 mmol) was added. The reaction mixture was stirred at room temperature overnight, and then diluted with water (3 L) and extracted with EtOAc. The organic layer was washed with water, then with brine, and dried over Na₂SO₄. The residue was concentrated and then purified by flash column chromatography on silica gel (eluent PE:EA = 10:1) to give intermediate **DK** as a liquid (51 g, yield 64%). ¹H NMR (CDCl₃, 400 MHz): δ 7.22~7.29 (m, 3H), 7.08 (d, *J* = 8.8 Hz, 2H), 6.88 (d, *J* = 8.8 Hz, 2H), 4.10 (t, *J* = 4.8 Hz, 2H), 3.86 (t, *J* = 4.8 Hz, 2H), 3.38-3.32 (m, 1H), 0.62-0.66 (m, 2H), 0.49-0.52 (m, 2H).

Preparation of (2S,3R,4S,5S,6R)-2-(4-chloro-3-(4-(2-cyclopropoxyethoxy)benzyl)phenyl)-6-(hydroxymethyl)-2-methoxytetrahydro-2H-pyran-3,4,5-triol (Intermediate DL)

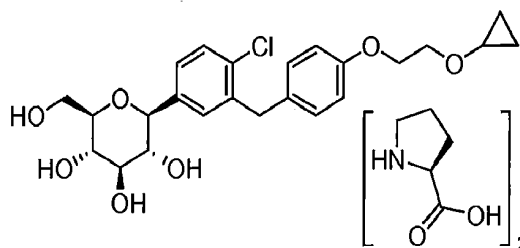
[0356]



[0357] To a stirred solution of 4-bromo-1-chloro-2-(4-(2-cyclopropoxyethoxy)benzyl)benzene (213 g) in anhydrous THF/toluene (1:2 v/v, 1.7 L) under argon was added n-BuLi (2.5 M in hexane, 245.9 mL) dropwise at $-60 \pm 5^\circ\text{C}$. The mixture was stirred for 30 min, and then transferred to a stirred solution of (3R,4S,5R,6R)-3,4,5-tris(trimethylsilyloxy)-6-((trimethylsilyloxy)methyl)tetrahydro-2H-pyran-2-one (310.5 g) in toluene (1.6 L) at $-60 \pm 5^\circ\text{C}$. The reaction mixture was continuously stirred at $-60 \pm 5^\circ\text{C}$ for 1 h before quenching with an aqueous solution of saturated ammonium chloride (1.5 L). The mixture was allowed to warm to room temperature and stirred for 1 h. The organic layer was separated and the water layer was extracted with ethyl acetate (3 x 500 mL). The combined organic layers were washed with brine (1 L), dried over Na_2SO_4 , and concentrated. The residue was dissolved in methanol (450 mL), and methanesulfonic acid (9.2 mL) was added at 0°C . The solution was allowed to warm to room temperature and stirred for 20 h. The reaction was quenched with an aqueous solution of sodium bicarbonate (50 g) in water (500 mL) and then additional water (900 mL) was added. The mixture was extracted with ethyl acetate (3 x 1.0 L). The combined organic layers were washed with brine, dried over Na_2SO_4 , and concentrated. The crude product was used in the next step without further purification.

Preparation of (2S,3R,4R,5S,6R)-2-(4-chloro-3-(4-(2-cyclopropoxyethoxy)benzyl)phenyl)-6-(hydroxymethyl)tetrahydro-2H-pyran-3,4,5-triol, bis(L-proline) complex (Complex DM)

[0358]



[0359] To a stirred solution of crude (2S,3R,4S,5S,6R)-2-(4-chloro-3-(4-(2-cyclopropoxyethoxy)benzyl)phenyl)-6-(hydroxymethyl)-2-methoxytetrahydro-2H-pyran-3,4,5-triol from the previous step in $\text{CH}_2\text{Cl}_2/\text{CH}_3\text{CN}$ (1:1, 1.3 L) at -5°C was added triethylsilane (28.2 mL, 563 mmol), followed by $\text{BF}_3 \cdot \text{Et}_2\text{O}$ (52.3 mL, 418.9 mmol). The reaction was stirred for 16 h while the temperature was allowed to warm gradually to room temperature. The reaction was quenched by addition of an aqueous solution of saturated sodium bicarbonate to pH 8.0. The organic volatiles were removed under vacuum. The residue was partitioned between ethyl acetate (2.25 L) and water (2.25 L). The organic layer was separated, washed with brine, dried over Na_2SO_4 and concentrated to give the crude product (230 g, purity 82.3%). To the crude product was added L-proline (113.7 g) in $\text{EtOH}/\text{H}_2\text{O}$ (15:1 v/v, 2.09 L), and the mixture was stirred at 80°C for 1 h until it became a clear solution. Hexane (3.0 L) was added dropwise over 50 min, while the temperature was maintained at about 60°C . The reaction mixture was stirred overnight at room temperature. The solid was filtered and washed with $\text{EtOH}/\text{H}_2\text{O}$ (15:1 v/v, 2 x 300 mL), hexane (2 x 900 mL), and dried at 45°C under vacuum for 10 h to give pure complex **DM** as a white solid (209 g; HPLC purity 99.2% (UV)). ^1H NMR (CD_3OD , 400 MHz): δ 7.25–7.34 (m, 3H), 7.11 (d, J = 8.8 Hz, 2H), 6.84 (d, J = 8.8 Hz, 2H), 4.03–4.11 (m, 5H), 3.96–4.00 (m, 2H), 3.83–3.90 (m, 3H), 3.68–3.72 (m, 1H), 3.36–3.46 (m, 6H), 3.21–3.30 (m, 3H), 2.26–2.34 (m, 2H), 2.08–2.17 (m, 2H), 1.94–2.02 (m, 4H), 0.56–0.57 (m, 2H), 0.52–0.53 (m, 2H).

[0360] Crystalline complex **DM** was analyzed by X-ray powder diffraction using $\text{CuK}\alpha_1$ radiation. The diffraction pattern is shown in FIG. 31 and summarized in Table 1 (only peaks up to 30° in 2θ are listed). The melting point of complex **DM** was determined by differential scanning calorimetry (DSC) as $151 \pm 1^\circ\text{C}$ (evaluated as onset-temperature; heating from 50°C to 200°C at $10^\circ\text{C}/\text{min}$). The DSC spectrum is shown in FIG. 32.

Table 1

Position [°2 θ]	d-spacing [Å]	Relative Intensity[%]
4.08	21.62	100.0
6.04	14.63	8.1
7.50	11.77	5.3
9.88	8.95	2.3
12.31	7.18	9.9
14.22	6.22	6.7
16.44	5.39	16.3
17.18	5.16	30.9
17.89	4.96	9.6
18.47	4.80	4.1
18.97	4.67	4.0
19.85	4.47	7.7
20.60	4.31	14.1
21.10	4.21	14.8
21.88	4.06	5.9
22.72	3.91	2.7
23.38	3.80	2.8
24.49	3.63	2.1
25.17	3.54	2.5
26.43	3.37	1.4
26.97	3.30	3.1
28.36	3.14	2.2
29.23	3.05	1.6

Example 34

[0361] The SGLT inhibitory effects of the compounds of the present invention were demonstrated by the following procedures.

Preparation of human SGLT2 expression vector

[0362] A full-length cDNA clone expressing human SGLT2 (GenScript Corporation) was subcloned into *Hind III* and *Not I* sites of pEAK15 expression vector. Clones harboring the cDNA inserts were identified by restriction analysis.

Preparation of a cell line stably expressing human SGLT2

[0363] Plasmid containing human SGLT2 was linearized with *Nsi I* and purified by agarose gel electrophoresis. Using Lipofectamine 2000 Transfection Reagent (Invitrogen Corporation), DNA was transfected into HEK293.ETN cells and cultured in Dulbecco's Modified Eagle Medium (DMEM) containing 10% fetal bovine serum (FBS) at 37°C under 5% CO₂ for 24 h. Transfectants were selected in the same growth medium supplemented with puromycin (Invitrogen Corporation) for two weeks. Puromycin-resistant cells were recovered and seeded on a fresh 96-well plate (single cell per well) and cultured in the presence of puromycin until cells became confluent. Puromycin-resistant clones were evaluated for SGLT2 activity in the methyl- α -D-[U-¹⁴C]glucopyranoside uptake assay described below. The clone that exhibited the highest signal-to-background ratio was used for the methyl- α -D-[U-¹⁴C]glucopyranoside uptake assay.

Preparation of human SGLT1 expressing cells

[0364] Full-length human SGLT1 cDNA on pDream2.1 expression vector was obtained from GenScript Corporation and propagated in *Escherichia coli* strain DH5 α using Luria-Bertani (LB) medium containing ampicillin. Plasmid DNA was isolated using the QIAGEN Plasmid Midi Kit (QIAGEN Inc.). Human SGLT1 expression plasmid DNA was transfected into COS-7 cells (American Type Culture Collection) using Lipofectamine 2000 Transfection Reagent according to a manufacturer suggested protocol. Transfected cells were stored in DMEM containing 10% dimethyl sulfoxide (DMSO)

at -80°C.

Methyl- α -D-[U-¹⁴C]glucopyranoside uptake assay

[0365] Cells expressing SGLT1 or SGLT2 were seeded on 96-well ScintiPlate scintillating plates (PerkinElmer, Inc.) in DMEM containing 10% FBS (1x10⁵ cells per well in 100 μ l medium) incubated at 37°C under 5% CO₂ for 48 h prior to the assay. Cells were washed twice with 150 μ l of either sodium buffer (137 mM NaCl, 5.4 mM KCl, 2.8 mM CaCl₂, 1.2 mM MgCl₂, 10 mM tris(hydroxymethyl)aminomethane/N-2-hydroxyethylpiperazine-N'-ethanesulfonic acid [Tris/Hepes], pH 7.2) or sodium-free buffer (137 mM N-methylglucamine, 5.4 mM KCl, 2.8 mM CaCl₂, 1.2 mM MgCl₂, 10 mM Tris/Hepes, pH 7.2). Test compound in 50 μ l each of sodium or sodium-free buffer containing 40 μ Ci/ml methyl- α -D-[U-¹⁴C]glucopyranoside (Amersham Biosciences/GE Healthcare), either with (symbols in parentheses) or without (symbols without parentheses) 25% human serum, was added per well of a 96-well plate and incubated at 37°C with shaking for either 2 h (SGLT1 assay) or 1.5 h (SGLT2 assay). Cells were washed twice with 150 μ l of wash buffer (137 mM N-methylglucamine, 10 mM Tris/Hepes, pH 7.2) and methyl- α -D-[U-¹⁴C]glucopyranoside uptake was quantitated using a TopCount scintillation counter (PerkinElmer, Inc.). Sodium-dependent glucopyranoside uptake was measured by subtracting the values obtained with sodium-free buffer from those obtained using sodium buffer (average of triplicate determinations).

Table 2

IC ₅₀ *		
Compound	SGLT2	SGLT1
M	+	++
P	(+)	(++)
R	(+)	(++)
T	(+)	(+++)
X	(+)	(++)
Z	(+)	(+++)
AD	(+)	(++)
AV	(+)	(+++)
BN	(+)	(+++)
BQ	(+)	(++)
BT	(+)	(++)
BW	(+)	(+++)
BZ	(+)	(+++)
CC	+	++
CF	+	++
CH	(+)	(++)
CK	(+)	(++)
CM	(+)	(+++)
CP	(+)	(+++)
CT	(+)	(+++)
CX	(+)	(+++)
DC	(+)	(++)
DJ	(+)	(++)

(continued)

Compound	IC ₅₀ *	
	SGLT2	SGLT1

*Key:

+ <1 μ M

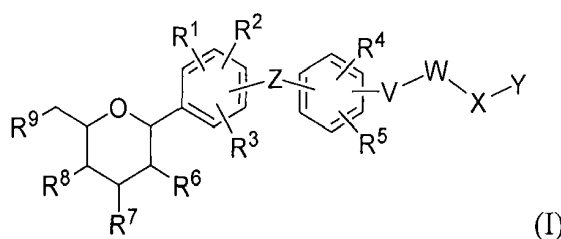
++ 1 μ M to 10 μ M () indicates incubation with 25% human serum

+++ >10 μ M

Aspects of the Invention

[0366]

1. A compound of Formula I:



wherein

V is a member selected from the group consisting of oxygen; sulfur; SO; SO₂; and a single bond;W is a member selected from the group consisting of C₁-C₆ alkylene, C₂-C₆ alkenylene, C₂-C₆ alkynylene, C₃-C₁₀ cycloalkylene, C₅-C₁₀ cycloalkenylene and (C₃-C₁₀ cycloalkylene)(C₁-C₆ alkylene) wherein the C₃-C₁₀ cycloalkylene portion bonds to V and the C₁-C₆ alkylene portion bonds to X, andwherein alkylene, alkenylene, alkynylene, cycloalkylene and cycloalkenylene groups or portions are optionally partly or completely fluorinated and are optionally mono- or disubstituted by substituents independently selected from the group consisting of chlorine, hydroxy, C₁-C₃ alkyl, C₁-C₃ alkoxy, C₃-C₆ cycloalkyl, C₃-C₆ cycloalkyloxy, C₅-C₁₀ cycloalkenyl and C₅-C₁₀ cycloalkenyloxy, and in cycloalkylene and cycloalkenylene groups or portions one or two methylene groups are optionally replaced independently of one another by O, S, CO, SO, SO₂ or NR^b, and one or two methyne groups are optionally replaced by N;X is a member selected from the group consisting of oxygen; sulfur; SO; and SO₂;Y is a member selected from the group consisting of hydrogen, C₁-C₆ alkyl, C₁-C₆ haloalkyl, C₁-C₆ hydroxyalkyl, C₂-C₆ alkenyl, C₂-C₆ alkynyl, C₃-C₁₀ cycloalkyl, C₅-C₁₀ cycloalkenyl, (C₃-C₁₀ cycloalkyl)C₁-C₄ alkyl, (C₅-C₁₀ cycloalkenyl)C₁-C₃ alkyl, (C₃-C₁₀ cycloalkyl)C₂-C₄ alkenyl, C₃-C₆ cycloalkylidenemethyl, (C₅-C₁₀ cycloalkenyl)C₂-C₄ alkenyl, (C₁-C₄ alkyloxy)C₁-C₃ alkyl, (C₂-C₄ alkenyloxy)C₁-C₃ alkyl, (C₃-C₁₀ cycloalkyloxy)C₁-C₃ alkyl, (C₅-C₁₀ cycloalkenyloxy)C₁-C₃ alkyl, (amino)C₁-C₃ alkyl, (C₁-C₄ alkylamino)C₁-C₃ alkyl, di-(C₁-C₃ alkylamino)C₁-C₃ alkyl, (C₁-C₆ alkyl)carbonyl(C₁-C₃)alkyl, (C₂-C₆ alkenyl)carbonyl(C₁-C₃)alkyl, (C₂-C₆ alkynyl)carbonyl(C₁-C₃)alkyl, (arylcarbonyl)C₁-C₃ alkyl, (heteroarylcarbonyl)C₁-C₃ alkyl, (C₁-C₆ alkylsulfonyl)C₁-C₃ alkyl, (C₂-C₆ alkenylsulfonyl)C₁-C₃ alkyl, (C₂-C₆ alkynylsulfonyl)C₁-C₃ alkyl, (arylsulfonyl)C₁-C₃ alkyl, (heteroarylsulfonyl)C₁-C₃ alkyl, (C₁-C₆ alkyl)aminocarbonyl(C₁-C₃)alkyl, (C₂-C₆ alkenyl)aminocarbonyl(C₁-C₃)alkyl, (C₂-C₆ alkynyl)aminocarbonyl(C₁-C₃)alkyl, (arylaminocarbonyl)C₁-C₃ alkyl, (heteroarylaminocarbonyl)C₁-C₃ alkyl, (C₁-C₆ alkyl)carbonyl, (C₂-C₆ alkenyl)carbonyl, (C₂-C₆ alkynyl)carbonyl, arylcarbonyl, heteroarylcarbonyl, (C₁-C₆ alkyl)sulfonyl, (C₂-C₆ alkenyl)sulfonyl, (C₂-C₆ alkynyl)sulfonyl, arylsulfonyl and heteroarylsulfonyl;wherein alkyl, alkenyl, alkynyl, cycloalkyl and cycloalkenyl groups or portions are optionally partly or completely fluorinated and are optionally mono- or disubstituted by substituents independently selected from the group consisting of chlorine, hydroxy, C₁-C₃ alkyl, C₁-C₃ alkoxy, C₃-C₆ cycloalkyl, C₃-C₆ cycloalkyloxy, C₅-C₁₀ cycloalkenyl, C₅-C₁₀ cycloalkenyloxy, and NR^bR^c, and in cycloalkyl and cycloalkenyl groups or portions one or two methylene groups are optionally replaced independently of one another by O, S, CO, SO, SO₂ or NR^b, and one or two methyne groups are optionally replaced by N, wherein the heterocycle formed by said optional replacement is other than heteroaryl, and wherein

when V is a member selected from the group consisting of oxygen, sulfur and a single bond and W is C₁-C₆ alkenylene, then Y is other than hydrogen or C₁-C₆ alkyl; and

when V is oxygen, W is C₃-C₁₀ cycloalkylene and X is oxygen, then Y is other than hydrogen, C₁-C₆ alkyl or trifluoromethyl; and

when V is a single bond and W is a member selected from the group consisting of C₂-C₆ alkenylene, C₂-C₆ alkynylene, C₃-C₁₀ cycloalkylene and C₅-C₁₀ cycloalkenylene, then Y is other than hydrogen, C₁-C₆ alkyl or (C₃-C₁₀ cycloalkyl)C₁-C₄ alkyl; and

when V is a member selected from the group consisting of oxygen, sulfur, SO and SO₂, W is a member selected from the group consisting of C₂-C₆ alkenylene and C₂-C₆ alkynylene, and Y is a member selected from the group consisting of C₃-C₁₀ cycloalkyl and C₅-C₁₀ cycloalkenyl, then X can also represent a single bond;

or optionally, X is NR^a and Y is a member selected from the group consisting of C₁-C₆ alkylsulfonyl, C₂-C₆ alkenylsulfonyl, C₂-C₆ alkynylsulfonyl, arylsulfonyl, heteroarylsulfonyl, C₁-C₆ alkylsulfinyl, arylsulfinyl, heteroarylsulfinyl, (C₁-C₆ alkyl)carbonyl, (C₂-C₆ alkenyl)carbonyl, (C₂-C₆ alkynyl)carbonyl, arylcarbonyl, heteroarylcarbonyl, (C₁-C₆ alkyl)aminocarbonyl, (C₂-C₆ alkenyl)aminocarbonyl, (C₂-C₆ alkynyl)aminocarbonyl, arylaminocarbonyl, heteroarylaminocarbonyl, (C₁-C₆ alkylsulfonyl)C₁-C₃ alkyl, (C₂-C₆ alkenylsulfonyl)C₁-C₃ alkyl, (C₂-C₆ alkynylsulfonyl)C₁-C₃ alkyl, (arylsulfonyl)C₁-C₃ alkyl, (heteroarylsulfonyl)C₁-C₃ alkyl, (C₁-C₆ alkylsulfinyl)C₁-C₃ alkyl, (arylsulfinyl)C₁-C₃ alkyl, (heteroarylsulfinyl)C₁-C₃ alkyl, (C₁-C₆ alkyl)aminocarbonyl(C₁-C₃)alkyl, (C₂-C₆ alkenyl)aminocarbonyl(C₁-C₃)alkyl, (C₂-C₆ alkynyl)aminocarbonyl(C₁-C₃)alkyl, (arylaminocarbonyl)C₁-C₃ alkyl and (heteroarylaminocarbonyl)C₁-C₃ alkyl;

wherein alkyl, alkenyl and alkynyl portions are optionally partly or completely fluorinated, and

when R^a is a member selected from the group consisting of H and (C₁-C₄ alkyl)carbonyl, then Y is other than (C₁-C₆ alkyl)carbonyl or arylcarbonyl;

Z is a member selected from the group consisting of oxygen; sulfur; SO; SO₂; 1,1-cyclopropylene; carbonyl; and methylene optionally substituted with one to two substituents independently selected from halo, hydroxy, C₁-C₆ alkyl, C₁-C₆ alkoxy, C₃-C₆ cycloalkyl and C₃-C₆ cycloalkyloxy;

R¹, R² and R³ are each members independently selected from the group consisting of hydrogen, halo, hydroxy, C₁-C₆ alkyl, C₂-C₆ alkenyl, C₂-C₆ alkynyl, C₃-C₁₀ cycloalkyl, C₅-C₁₀ cycloalkenyl, C₁-C₆ alkyloxy, C₃-C₁₀ cycloalkyloxy, cyano and nitro, wherein alkyl and cycloalkyl groups or portions are optionally mono- or polysubstituted by fluorine, or

when R¹ and R² are bound to two adjacent C atoms, R¹ and R² are optionally joined together to form a C₃-C₅ alkenylene, C₃-C₅ alkenylene or butadienylene bridge, which is optionally partly or completely fluorinated and is optionally mono- or disubstituted by identical or different substituents selected from chlorine, hydroxy, C₁-C₃ alkoxy and C₁-C₃ alkyl, and wherein one or two methylene groups are optionally replaced independently of one another by O, S, CO, SO, SO₂ or NR^b, and wherein one or two methyne groups are optionally replaced by N; R⁴ and R⁵ are each members independently selected from the group consisting of hydrogen, halo, cyano, nitro, hydroxy, C₁-C₆ alkyl, C₃-C₁₀ cycloalkyl, C₁-C₃ alkyloxy and C₃-C₁₀ cycloalkyloxy, wherein alkyl and cycloalkyl groups or portions are optionally mono- or polysubstituted by fluorine, or

when R⁴ and R⁵ are bound to two adjacent C atoms, R⁴ and R⁵ are optionally joined together to form a C₃-C₅ alkenylene, C₃-C₅ alkenylene or butadienylene bridge, which is optionally partly or completely fluorinated and is optionally mono- or disubstituted by identical or different substituents selected from chlorine, hydroxy, C₁-C₃ alkoxy and C₁-C₃ alkyl, and wherein one or two methylene groups are optionally replaced independently of one another by O, S, CO, SO, SO₂ or NR^b, and wherein one or two methyne groups are optionally replaced by N;

R⁶, R⁷, R⁸ and R⁹ are each members independently selected from the group consisting of hydroxy, (C₁-C₁₈ alkyl)carbonyloxy, (C₁-C₁₈ alkyl)oxycarbonyloxy, arylcarbonyloxy, aryl-(C₁-C₃ alkyl)carbonyloxy, (C₃-C₁₀ cycloalkyl)carbonyloxy, hydrogen, halo, C₁-C₆ alkyl, C₂-C₆ alkenyl, C₂-C₆ alkynyl, (C₃-C₁₀)cycloalkyl-(C₁-C₃)alkyl, (C₅-C₇)cycloalkenyl-(C₁-C₃)alkyl, aryl-(C₁-C₃)alkyl, heteroaryl-(C₁-C₃)alkyl, C₁-C₆ alkyloxy, C₂-C₆ alkenyloxy, C₂-C₆ alkynyloxy, C₃-C₇ cycloalkyloxy, C₅-C₇ cycloalkenyloxy, aryloxy, heteroaryloxy, (C₃-C₇)cycloalkyl-(C₁-C₃)alkyloxy, (C₅-C₇)cycloalkenyl-(C₁-C₃)alkyloxy, aryl-(C₁-C₃)alkyloxy, heteroaryl-(C₁-C₃)alkyloxy, aminocarbonyl, hydroxycarbonyl, (C₁-C₄ alkyl)aminocarbonyl, di-(C₁-C₃ alkyl)aminocarbonyl, (C₁-C₄ alkyloxy)carbonyl, aminocarbonyl-(C₁-C₃)alkyl, (C₁-C₄ alkyl)aminocarbonyl-(C₁-C₃)alkyl, di-(C₁-C₃ alkyl)aminocarbonyl-(C₁-C₃)alkyl, hydroxycarbonyl-(C₁-C₃)alkyl, (C₁-C₄ alkyloxy)carbonyl-(C₁-C₃)alkyl, (C₃-C₇)cycloalkyloxy-(C₁-C₃)alkyl, (C₅-C₇)cycloalkenyloxy-(C₁-C₃)alkyl, aryloxy-(C₁-C₃)alkyl, heteroaryloxy-(C₁-C₃)alkyl, C₁-C₄ alkylsulfonyloxy, arylsulfonyloxy, aryl-(C₁-C₃)alkyl-sulfonyloxy, trimethylsilyloxy, *t*-butyldimethylsilyloxy, and cyano;

wherein alkyl, alkenyl, alkynyl, cycloalkyl and cycloalkenyl groups or portions are optionally partly or completely fluorinated and are optionally mono- or disubstituted by substituents independently selected from chlorine,

hydroxy, C₁-C₃ alkoxy and C₁-C₃ alkyl, and in cycloalkyl and cycloalkenyl groups or portions one or two methylene groups are optionally replaced independently of one another by NR^b, O, S, CO, SO or SO₂;

when Y is hydrogen or C₁-C₆ alkyl, then both R⁸ and R⁹ are hydroxy;

each R^a is a member independently selected from the group consisting of H, C₁-C₆ alkyl, C₃-C₆ cycloalkyl and (C₁-C₄ alkyl)carbonyl, wherein alkyl and cycloalkyl groups or portions are optionally partly or completely fluorinated;

each R^b is a member independently selected from the group consisting of H, C₁-C₄ alkyl and (C₁-C₄ alkyl)carbonyl, wherein alkyl groups or portions are optionally partly or completely fluorinated;

each R^c is a member independently selected from the group consisting of H, C₁-C₄ alkyl, C₃-C₆ cycloalkyl, CHR^dR^e, SO₂R^d, C(O)OR^d and C(O)NR^dR^e, wherein alkyl and cycloalkyl groups are optionally partly or completely fluorinated; and

R^d and R^e each independently represent H or C₁-C₆ alkyl, wherein alkyl groups are optionally partly or completely fluorinated;

and pharmaceutically acceptable salts thereof.

2. A compound of **1**, wherein when V is a member selected from the group consisting of oxygen, sulfur and a single bond and W is C₁-C₆ alkylene, then Y is other than hydrogen, C₁-C₆ alkyl or (C₃-C₁₀ cycloalkyl)C₁-C₄ alkyl, wherein the cycloalkyl portion of Y is carbocyclic.

3. A compound of **1**, wherein V is selected from the group consisting of oxygen, sulfur and a single bond.

4. A compound of **3**, wherein V is selected from the group consisting of oxygen and a single bond.

5. A compound of **1**, wherein W is selected from the group consisting of C₁-C₆ alkylene, C₂-C₆ alkenylene, C₂-C₆ alkynylene, C₃-C₁₀ cycloalkylene and (C₃-C₁₀ cycloalkylene)(C₁-C₆ alkylene).

6. A compound of **5**, wherein W is selected from the group consisting of C₁-C₆ alkylene, C₂-C₆ alkenylene and C₂-C₆ alkynylene.

7. A compound of **1**, wherein X is selected from the group consisting of oxygen, sulfur, a single bond and NR^a.

8. A compound of **7**, wherein X is selected from the group consisting of oxygen and a single bond.

9. A compound of **1**, wherein Y is selected from the group consisting of hydrogen, C₁-C₆ alkyl, C₁-C₆ haloalkyl, C₁-C₆ hydroxyalkyl, C₂-C₆ alkenyl, C₂-C₆ alkynyl, C₃-C₁₀ cycloalkyl, (C₃-C₁₀ cycloalkyl)C₁-C₄ alkyl, (C₁-C₄ alkoxy)C₁-C₃ alkyl, (C₃-C₁₀ cycloalkyloxy)C₁-C₃ alkyl, (amino)C₁-C₃ alkyl, (C₁-C₄ alkylamino)C₁-C₃ alkyl, (C₁-C₆ alkyl)carbonyl, (C₂-C₆ alkenyl)carbonyl, (C₂-C₆ alkynyl)carbonyl, (C₁-C₆ alkyl)sulfonyl, (C₂-C₆ alkenyl)sulfonyl, or (C₂-C₆ alkynyl)sulfonyl, wherein alkyl, alkenyl, alkynyl and cycloalkyl groups or portions are optionally partly or completely fluorinated and are optionally mono- or disubstituted by substituents independently selected from chlorine, hydroxy, C₁-C₃ alkyl, C₁-C₃ alkoxy and C₃-C₆ cycloalkyl, and in cycloalkyl groups or portions one or two methylene groups are optionally replaced independently of one another by O, S, CO, SO, SO₂ or NR^b, and one or two methyne groups are optionally replaced by N.

10. A compound of **9**, wherein Y is selected from the group consisting of hydrogen, C₁-C₆ alkyl, C₁-C₆ haloalkyl, C₂-C₆ alkenyl, C₂-C₆ alkynyl, C₃-C₁₀ cycloalkyl and (C₁-C₄ alkoxy)C₁-C₃ alkyl.

11. A compound of **1**, wherein Z is selected from the group consisting of oxygen, sulfur, or methylene optionally substituted with one to two substituents independently selected from halo, hydroxy, C₁-C₆ alkyl, C₁-C₆ alkoxy, C₃-C₆ cycloalkyl and C₃-C₆ cycloalkyloxy.

12. A compound of **11**, wherein Z is methylene.

13. A compound of **1**, wherein R¹, R² and R³ are each independently selected from the group consisting of hydrogen, halo, hydroxy, C₁-C₆ alkyl, C₂-C₆ alkenyl, C₂-C₆ alkynyl, C₃-C₁₀ cycloalkyl, C₁-C₆ alkoxy and cyano.

14. A compound of **13**, wherein R¹, R² and R³ are each independently selected from the group consisting of hydrogen, halo and C₁-C₆ alkyl.

15. A compound of **14**, wherein R¹ is selected from the group consisting of hydrogen, halo and C₁-C₆ alkyl, and R² and R³ are each hydrogen.

16. A compound of **1**, wherein R⁴ and R⁵ are each independently selected from the group consisting of hydrogen, halo, hydroxy, C₁-C₆ alkyl, C₂-C₆ alkenyl, C₂-C₆ alkynyl, C₃-C₁₀ cycloalkyl, C₁-C₆ alkyloxy and cyano.

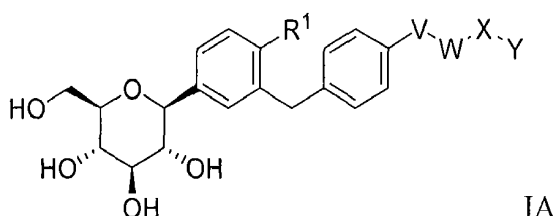
17. A compound of **16**, wherein R⁴ and R⁵ are each independently selected from the group consisting of hydrogen, halo and C₁-C₆ alkyl.

18. A compound of **17**, wherein R⁴ and R⁵ are each hydrogen.

19. A compound of **1**, wherein R⁶, R⁷, R⁸ and R⁹ are each independently selected from the group consisting of hydroxy, halo, C₁-C₆ alkyl, C₁-C₆ alkyloxy, (C₃-C₇)cycloalkyloxy, aryloxy and (C₃-C₇)cycloalkyl-(C₁-C₃)alkyloxy, wherein alkyl and cycloalkyl groups or portions are optionally partly or completely fluorinated.

20. A compound of **19**, wherein R⁶, R⁷, R⁸ and R⁹ are each hydroxy.

21. A compound of **1**, having Formula IA:



IA

wherein

R¹ is a member selected from the group consisting of hydrogen, halo and C₁-C₆ alkyl;

V is a member selected from the group consisting of oxygen and a single bond;

W is a member selected from the group consisting of C₁-C₆ alkylene, C₂-C₆ alkenylene, C₂-C₆ alkynylene, C₃-C₁₀ cycloalkylene, and (C₃-C₁₀ cycloalkylene)(C₁-C₆ alkylene);

X is a member selected from the group consisting of oxygen, a single bond, and NR^a; and

Y is a member selected from the group consisting of hydrogen, C₁-C₆ alkyl, C₁-C₆ haloalkyl, C₁-C₆ hydroxyalkyl, C₂-C₆ alkenyl, C₂-C₆ alkynyl, C₃-C₁₀ cycloalkyl, (C₃-C₁₀ cycloalkyl)C₁-C₄ alkyl, (C₁-C₄ alkyloxy)C₁-C₃ alkyl, (C₃-C₁₀ cycloalkyloxy)C₁-C₃ alkyl, (amino)C₁-C₃ alkyl, (C₁-C₄ alkylamino)C₁-C₃ alkyl, (C₁-C₆ alkyl)carbonyl, (C₂-C₆ alkenyl)carbonyl, (C₂-C₆ alkynyl)carbonyl, (C₁-C₆ alkyl)sulfonyl, (C₂-C₆ alkenyl)sulfonyl, and (C₂-C₆ alkynyl)sulfonyl,

wherein alkyl, alkenyl, alkynyl and cycloalkyl groups or portions of W, X and Y are optionally partly or completely fluorinated and optionally mono- or disubstituted by identical or different substituents selected from chlorine, hydroxy, C₁-C₃ alkyl, C₁-C₃ alkoxy, and C₃-C₆ cycloalkyl, and in cycloalkyl groups or portions one or two methylene groups are optionally replaced independently of one another by O, S, CO, SO, SO₂ or NR^b, and one or two methyne groups are optionally replaced by N.

22. A compound of **1**, selected from the group consisting of:

(2S,3R,4R,5S,6R)-2-(4-chloro-3-(4-(2-(2-methoxyethoxy)ethoxy)benzyl)phenyl)-6-(hydroxymethyl)tetrahydro-2H-pyran-3,4,5-triol;

(2S,3R,4R,5S,6R)-2-(3-(4-(2-(allyloxy)ethoxy)benzyl)-4-chlorophenyl)-6-(hydroxymethyl)tetrahydro-2H-pyran-3,4,5-triol;

(2S,3R,4R,5S,6R)-2-(4-chloro-3-(4-(2-(prop-2-ynyloxy)ethoxy)benzyl)phenyl)-6-(hydroxymethyl)tetrahydro-2H-pyran-3,4,5-triol;

(2S,3R,4R,5S,6R)-2-(4-chloro-3-(4-(1-(prop-2-ynyloxy)propan-2-yloxy)benzyl)phenyl)-6-(hydroxymethyl)tetrahydro-2H-pyran-3,4,5-triol;

(2S,3R,4R,5S,6R)-2-(4-chloro-3-(4-(4-hydroxybut-2-ynyloxy)benzyl)phenyl)-6-(hydroxymethyl)tetrahydro-2H-pyran-3,4,5-triol;

(2S,3R,4R,5S,6R)-2-(4-chloro-3-(4-(4-methoxybut-2-ynyloxy)benzyl)phenyl)-6-(hydroxymethyl)tetrahydro-2H-

pyran-3,4,5-triol;
 (2S,3R,4R,5S,6R)-2-(4-chloro-3-(4-(2-(cyclopentyloxy)ethoxy)benzyl)phenyl)-6-(hydroxymethyl)tetrahydro-
 2H-pyran-3,4,5-triol;
 (2S,3R,4R,5S,6R)-2-(4-chloro-3-(4-(3-cyclopropylprop-2-ynyloxy)benzyl)phenyl)-6-(hydroxymethyl)tetrahydro-
 2H-pyran-3,4,5-triol;
 (2S,3R,4R,5S,6R)-2-(4-chloro-3-(4-(2-(difluoromethoxy)ethyl)benzyl)phenyl)-6-(hydroxymethyl)tetrahydro-
 2H-pyran-3,4,5-triol;
 (2S,3R,4R,5S,6R)-2-(4-chloro-3-(4-(2-cyclopropoxyethoxy)benzyl)phenyl)-6-(hydroxymethyl)tetrahydro-2H-
 pyran-3,4,5-triol;
 (2S,3R,4R,5S,6R)-2-(4-chloro-3-(4-(2-(2,2,2-trifluoroethoxy)ethoxy)benzyl)phenyl)-6-(hydroxymethyl)tetrahydro-
 2H-pyran-3,4,5-triol;
 (2S,3R,4R,5S,6R)-2-(4-chloro-3-(4-(2-(cyclohex-2-enyloxy)ethoxy)benzyl)phenyl)-6-(hydroxymethyl)tetrahydro-
 2H-pyran-3,4,5-triol;
 (2S,3R,4R,5S,6R)-2-(4-chloro-3-(4-((E)-3-cyclopropylallyloxy)benzyl)phenyl)-6-(hydroxymethyl)tetrahydro-
 2H-pyran-3,4,5-triol;
 (2S,3R,4R,5S,6R)-2-(4-chloro-3-(4-(2-(2-fluoroethoxy)ethoxy)benzyl)phenyl)-6-(hydroxymethyl)tetrahydro-
 2H-pyran-3,4,5-triol;
 (2S,3R,4R,5S,6R)-2-(4-chloro-3-(4-(2-(2,2-difluoroethoxy)ethoxy)benzyl)phenyl)-6-(hydroxymethyl)tetrahydro-
 2H-pyran-3,4,5-triol;
 (2S,3R,4R,5S,6R)-2-(4-chloro-3-(4-(2-(2-(pyrrolidin-1-yl)ethoxy)ethoxy)benzyl)phenyl)-6-(hydroxymethyl)tetrahydro-
 2H-pyran-3,4,5-triol;
 (2S,3R,4R,5S,6R)-2-(4-chloro-3-(4-(2-((S)-tetrahydrofuran-3-yloxy)ethoxy)benzyl)phenyl)-6-(hydroxymethyl)tetrahydro-
 2H-pyran-3,4,5-triol;
 (2S,3R,4R,5S,6R)-2-(4-chloro-3-(4-(2-cyclobutoxyethoxy)benzyl)phenyl)-6-(hydroxymethyl)tetrahydro-2H-
 pyran-3,4,5-triol;
 (2S,3R,4R,5S,6R)-2-(4-chloro-3-(4-(2-(1-methylcyclopropoxy)ethoxy)benzyl)phenyl)-6-(hydroxymethyl)tetrahydro-
 2H-pyran-3,4,5-triol;
 (2S,3R,4R,5S,6R)-2-(4-chloro-3-(4-(2-cyclopropoxyethyl)benzyl)phenyl)-6-(hydroxymethyl)tetrahydro-2H-
 pyran-3,4,5-triol;
 (2S,3R,4R,5S,6R)-2-(4-chloro-3-(4-(cyclopropoxymethyl)benzyl)phenyl)-6-(hydroxymethyl)tetrahydro-2H-
 pyran-3,4,5-triol;
 (2S,3R,4R,5S,6R)-2-(4-chloro-3-(4-(2-cyclopropoxypropoxy)benzyl)phenyl)-6-(hydroxymethyl)tetrahydro-2H-
 pyran-3,4,5-triol; and
 (2S,3R,4R,5S,6R)-2-(4-chloro-3-(4-(3-cyclopropoxypropyl)benzyl)phenyl)-6-(hydroxymethyl)tetrahydro-2H-
 pyran-3,4,5-triol.

23. A prodrug ester of a compound of any of **1** to **22**.

24. A pharmaceutical composition comprising a pharmaceutically acceptable carrier and a compound of any of **1** to **22**.

25. A method of treating a disease or condition mediated by SGLT, said method comprising administering to a subject in need thereof a therapeutically effective amount of a compound of any of **1** to **22**.

26. A method of treating diabetes, said method comprising administering to a subject in need thereof a therapeutically effective amount of a compound of **1**.

27. A method in accordance with **26**, wherein said diabetes is type 1 diabetes.

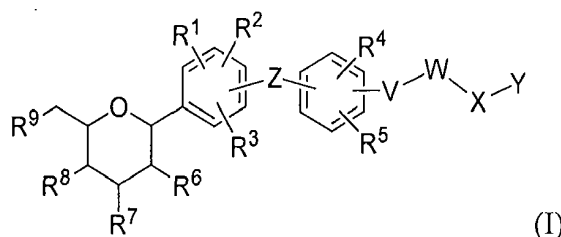
28. A method in accordance with **26**, wherein said diabetes is type 2 diabetes.

29. A method in accordance with **26**, wherein said compound is administered in combination with a second therapeutic agent.

30. A method in accordance with **29**, wherein said second therapeutic agent is selected from antidiabetic agents, lipid-lowering/lipid-modulating agents, agents for treating diabetic complications, anti-obesity agents, antihypertensive agents, antihyperuricemic agents, and agents for treating chronic heart failure, atherosclerosis or related disorders.

Claims

1. A compound which is of Formula I:



or is a pharmaceutically acceptable salt thereof;

wherein in Formula I

V is a member selected from the group consisting of oxygen; sulfur; SO; SO₂; and a single bond;

W is a member selected from the group consisting of C₁-C₆ alkylene, C₂-C₆ alkenylene, C₂-C₆ alkynylene, C₃-C₁₀ cycloalkylene, C₅-C₁₀ cycloalkenylene and (C₃-C₁₀ cycloalkylene)(C₁-C₆ alkylene) wherein the C₃-C₁₀ cycloalkylene portion bonds to V and the C₁-C₆ alkylene portion bonds to X, and

wherein alkylene, alkenylene, alkynylene, cycloalkylene and cycloalkenylene groups or portions are optionally partly or completely fluorinated and are optionally mono- or disubstituted by substituents independently selected from the group consisting of chlorine, hydroxy, C₁-C₃ alkyl, C₁-C₃ alkoxy, C₃-C₆ cycloalkyl, C₃-C₆ cycloalkyloxy, C₅-C₁₀ cycloalkenyl and C₅-C₁₀ cycloalkenyloxy, and in cycloalkylene and cycloalkenylene groups or portions one or two methylene groups are optionally replaced independently of one another by O, S, CO, SO, SO₂ or NR^b, and one or two methyne groups are optionally replaced by N;

X is a member selected from the group consisting of oxygen; sulfur; SO; and SO₂;

Y is a member selected from the group consisting of hydrogen, C₁-C₆ alkyl, C₁-C₆ haloalkyl, C₁-C₆ hydroxyalkyl, C₂-C₆ alkenyl, C₂-C₆ alkynyl, C₃-C₁₀ cycloalkyl, C₅-C₁₀ cycloalkenyl, (C₃-C₁₀ cycloalkyl)C₁-C₄ alkyl, (C₅-C₁₀ cycloalkenyl)C₁-C₃ alkyl, (C₃-C₁₀ cycloalkyl)C₂-C₄ alkenyl, C₃-C₆ cycloalkylidene, (C₅-C₁₀ cycloalkenyl)C₂-C₄ alkenyl, (C₁-C₄ alkyloxy)C₁-C₃ alkyl, (C₂-C₄ alkenyloxy)C₁-C₃ alkyl, (C₃-C₁₀ cycloalkyloxy)C₁-C₃ alkyl, (C₅-C₁₀ cycloalkenyloxy)C₁-C₃ alkyl, (amino)C₁-C₃ alkyl, (C₁-C₄ alkylamino)C₁-C₃ alkyl, di-(C₁-C₃ alkylamino)C₁-C₃ alkyl, (C₁-C₆ alkyl)carbonyl(C₁-C₃)alkyl, (C₂-C₆ alkenyl)carbonyl(C₁-C₃)alkyl, (C₂-C₆ alkynyl)carbonyl(C₁-C₃)alkyl, (arylcarbonyl)C₁-C₃ alkyl, (heteroarylcarbonyl)C₁-C₃ alkyl, (C₁-C₆ alkylsulfonyl)C₁-C₃ alkyl, (C₂-C₆ alkenylsulfonyl)C₁-C₃ alkyl, (C₂-C₆ alkynylsulfonyl)C₁-C₃ alkyl, (arylsulfonyl)C₁-C₃ alkyl, (heteroarylsulfonyl)C₁-C₃ alkyl, (C₁-C₆ alkyl)aminocarbonyl(C₁-C₃)alkyl, (C₂-C₆ alkenyl)aminocarbonyl(C₁-C₃)alkyl, (C₂-C₆ alkynyl)aminocarbonyl(C₁-C₃)alkyl, (arylaminocarbonyl)C₁-C₃ alkyl, (heteroarylaminocarbonyl)C₁-C₃ alkyl, (C₁-C₆ alkyl)carbonyl, (C₂-C₆ alkenyl)carbonyl, (C₂-C₆ alkynyl)carbonyl, arylcarbonyl, heteroarylcarbonyl, (C₁-C₆ alkyl)sulfonyl, (C₂-C₆ alkenyl)sulfonyl, (C₂-C₆ alkynyl)sulfonyl, arylsulfonyl and heteroarylsulfonyl;

wherein alkyl, alkenyl, alkynyl, cycloalkyl and cycloalkenyl groups or portions are optionally partly or completely fluorinated and are optionally mono- or disubstituted by substituents independently selected from the group consisting of chlorine, hydroxy, C₁-C₃ alkyl, C₁-C₃ alkoxy, C₃-C₆ cycloalkyl, C₃-C₆ cycloalkyloxy, C₅-C₁₀ cycloalkenyl, C₅-C₁₀ cycloalkenyloxy, and NR^bR^c, and in cycloalkyl and cycloalkenyl groups or portions one or two methylene groups are optionally replaced independently of one another by O, S, CO, SO, SO₂ or NR^b, and one or two methyne groups are optionally replaced by N, wherein the heterocycle formed by said optional replacement is other than heteroaryl, and wherein

when V is a member selected from the group consisting of oxygen, sulfur and a single bond and W is C₁-C₆ alkylene, then Y is other than hydrogen or C₁-C₆ alkyl; and when V is oxygen, W is C₃-C₁₀ cycloalkylene and X is oxygen, then Y is other than hydrogen, C₁-C₆ alkyl or trifluoromethyl; and

when V is a single bond and W is a member selected from the group consisting of C₂-C₆ alkenylene, C₂-C₆ alkynylene, C₃-C₁₀ cycloalkylene and C₅-C₁₀ cycloalkenylene, then Y is other than hydrogen, C₁-C₆ alkyl or (C₃-C₁₀ cycloalkyl)C₁-C₄ alkyl; and

when V is a member selected from the group consisting of oxygen, sulfur, SO and SO₂, W is a member selected from the group consisting of C₂-C₆ alkenylene and C₂-C₆ alkynylene, and Y is a member selected from the group consisting of C₃-C₁₀ cycloalkyl and C₅-C₁₀ cycloalkenyl, then X can also represent a single bond;

or optionally, X is NR^a and Y is a member selected from the group consisting of C₁-C₆ alkylsulfonyl, C₂-C₆ alkenylsulfonyl, C₂-C₆ alkynylsulfonyl, arylsulfonyl, heteroarylsulfonyl, C₁-C₆ alkylsulfinyl, arylsulfinyl, heteroarylsulfinyl, (C₁-C₆ alkyl)carbonyl, (C₂-C₆ alkenyl)carbonyl, (C₂-C₆ alkynyl)carbonyl, arylcarbonyl, heteroarylcarbonyl, (C₁-C₆ alkyl)aminocarbonyl, (C₂-C₆ alkenyl)aminocarbonyl, (C₂-C₆ alkynyl)aminocarbonyl, arylaminoc-

arbonyl, heteroarylamino carbonyl, (C₁-C₆ alkylsulfonyl)C₁-C₃ alkyl, (C₂-C₆ alkenylsulfonyl)C₁-C₃ alkyl, (C₂-C₆ alkynylsulfonyl)C₁-C₃ alkyl, (arylsulfonyl)C₁-C₃ alkyl, (heteroarylsulfonyl)C₁-C₃ alkyl, (C₁-C₆ alkylsulfinyl)C₁-C₃ alkyl, (arylsulfinyl)C₁-C₃ alkyl, (heteroarylsulfinyl)C₁-C₃ alkyl, (C₁-C₆ alkyl)aminocarbonyl(C₁-C₃)alkyl, (C₂-C₆ alkenyl)aminocarbonyl(C₁-C₃)alkyl, (C₂-C₆ alkynyl)aminocarbonyl(C₁-C₃)alkyl, (arylaminocarbonyl)C₁-C₃ alkyl and (heteroarylamino carbonyl)C₁-C₃ alkyl;

wherein alkyl, alkenyl and alkynyl portions are optionally partly or completely fluorinated, and

when R^a is a member selected from the group consisting of H and (C₁-C₄ alkyl)carbonyl, then Y is other than (C₁-C₆ alkyl)carbonyl or arylcarbonyl;

Z is a member selected from the group consisting of oxygen; sulfur; SO; SO₂; 1,1-cyclopropylene; carbonyl; and methylene optionally substituted with one to two substituents independently selected from halo, hydroxy, C₁-C₆ alkyl, C₁-C₆ alkoxy, C₃-C₆ cycloalkyl and C₃-C₆ cycloalkyloxy;

R¹, R² and R³ are each members independently selected from the group consisting of hydrogen, halo, hydroxy, C₁-C₆ alkyl, C₂-C₆ alkenyl, C₂-C₆ alkynyl, C₃-C₁₀ cycloalkyl, C₅-C₁₀ cycloalkenyl, C₁-C₆ alkyloxy, C₃-C₁₀ cycloalkyloxy, cyano and nitro, wherein alkyl and cycloalkyl groups or portions are optionally mono- or polysubstituted by fluorine, or

when R¹ and R² are bound to two adjacent C atoms, R¹ and R² are optionally joined together to form a C₃-C₅ alkylene, C₃-C₅ alkenylene or butadienylene bridge, which is optionally partly or completely fluorinated and is optionally mono- or disubstituted by identical or different substituents selected from chlorine, hydroxy, C₁-C₃ alkoxy and C₁-C₃ alkyl, and wherein one or two methylene groups are optionally replaced independently of one another by O, S, CO, SO, SO₂ or NR^b, and wherein one or two methyne groups are optionally replaced by N; R⁴ and R⁵ are each members independently selected from the group consisting of hydrogen, halo, cyano, nitro, hydroxy, C₁-C₆ alkyl, C₃-C₁₀ cycloalkyl, C₁-C₃ alkyloxy and C₃-C₁₀ cycloalkyloxy, wherein alkyl and cycloalkyl groups or portions are optionally mono- or polysubstituted by fluorine, or

when R⁴ and R⁵ are bound to two adjacent C atoms, R⁴ and R⁵ are optionally joined together to form a C₃-C₅ alkylene, C₃-C₅ alkenylene or butadienylene bridge, which is optionally partly or completely fluorinated and is optionally mono- or disubstituted by identical or different substituents selected from chlorine, hydroxy, C₁-C₃ alkoxy and C₁-C₃ alkyl, and wherein one or two methylene groups are optionally replaced independently of one another by O, S, CO, SO, SO₂ or NR^b, and wherein one or two methyne groups are optionally replaced by N;

R⁶, R⁷, R⁸ and R⁹ are each members independently selected from the group consisting of hydroxy, (C₁-C₁₈ alkyl)carbonyloxy, (C₁-C₁₈ alkyl)oxycarbonyloxy, arylcarbonyloxy, aryl-(C₁-C₃ alkyl)carbonyloxy, (C₃-C₁₀ cycloalkyl)carbonyloxy, hydrogen, halo, C₁-C₆ alkyl, C₂-C₆ alkenyl, C₂-C₆ alkynyl, (C₃-C₁₀)cycloalkyl-(C₁-C₃)alkyl, (C₅-C₇)cycloalkenyl-(C₁-C₃)alkyl, aryl-(C₁-C₃)alkyl, heteroaryl-(C₁-C₃)alkyl, C₁-C₆ alkyloxy, C₂-C₆ alkenyloxy, C₂-C₆ alkynyloxy, C₃-C₇ cycloalkyloxy, C₅-C₇ cycloalkenyloxy, aryloxy, heteroaryloxy, (C₃-C₇)cycloalkyl-(C₁-C₃)alkyloxy, (C₅-C₇)cycloalkenyl-(C₁-C₃)alkyloxy, aryl-(C₁-C₃)alkyloxy, heteroaryl-(C₁-C₃)alkyloxy, aminocarbonyl, hydroxycarbonyl, (C₁-C₄ alkyl)aminocarbonyl, di-(C₁-C₃ alkyl)aminocarbonyl, (C₁-C₄ alkyloxy)carbonyl, aminocarbonyl-(C₁-C₃)alkyl, (C₁-C₄ alkyl)aminocarbonyl-(C₁-C₃)alkyl, di-(C₁-C₃ alkyl)aminocarbonyl-(C₁-C₃)alkyl, hydroxycarbonyl-(C₁-C₃)alkyl, (C₁-C₄ alkyloxy)carbonyl-(C₁-C₃)alkyl, (C₃-C₇)cycloalkyloxy-(C₁-C₃)alkyl, (C₅-C₇)cycloalkenyloxy-(C₁-C₃)alkyl, aryloxy-(C₁-C₃)alkyl, heteroaryloxy-(C₁-C₃)alkyl, C₁-C₄ alkylsulfonyloxy, arylsulfonyloxy, aryl-(C₁-C₃)alkyl-sulfonyloxy, trimethylsilyloxy, *t*-butyldimethylsilyloxy, and cyano;

wherein alkyl, alkenyl, alkynyl, cycloalkyl and cycloalkenyl groups or portions are optionally partly or completely fluorinated and are optionally mono- or disubstituted by substituents independently selected from chlorine, hydroxy, C₁-C₃ alkoxy and C₁-C₃ alkyl, and in cycloalkyl and cycloalkenyl groups or portions one or two methylene groups are optionally replaced independently of one another by NR^b, O, S, CO, SO or SO₂;

when Y is hydrogen or C₁-C₆ alkyl, then both R⁸ and R⁹ are hydroxy;

each R^a is a member independently selected from the group consisting of H, C₁-C₆ alkyl, C₃-C₆ cycloalkyl and (C₁-C₄ alkyl)carbonyl, wherein alkyl and cycloalkyl groups or portions are optionally partly or completely fluorinated;

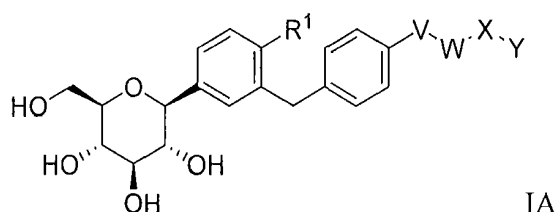
each R^b is a member independently selected from the group consisting of H, C₁-C₄ alkyl and (C₁-C₄ alkyl)carbonyl, wherein alkyl groups or portions are optionally partly or completely fluorinated;

each R^c is a member independently selected from the group consisting of H, C₁-C₄ alkyl, C₃-C₆ cycloalkyl, CHR^dR^e, SO₂R^d, C(O)OR^d and C(O)NR^dR^e, wherein alkyl and cycloalkyl groups are optionally partly or completely fluorinated; and

R^d and R^e each independently represent H or C₁-C₆ alkyl, wherein alkyl groups are optionally partly or completely fluorinated.

2. A compound of claim 1, wherein V is selected from the group consisting of oxygen and a single bond.

3. A compound of claim 1 or 2, wherein W is selected from the group consisting of C₁-C₆ alkylene, C₂-C₆ alkenylene and C₂-C₆ alkynylene.
4. A compound of any one of the preceding claims, wherein X is selected from the group consisting of oxygen and a single bond.
5. A compound of any one of the preceding claims, wherein Y is selected from the group consisting of hydrogen, C₁-C₆ alkyl, C₁-C₆ haloalkyl, C₂-C₆ alkenyl, C₂-C₆ alkynyl, C₃-C₁₀ cycloalkyl and (C₁-C₄ alkyloxy)C₁-C₃ alkyl.
6. A compound of any one of the preceding claims, wherein Z is methylene.
7. A compound of any one of the preceding claims, wherein R¹ is selected from the group consisting of hydrogen, halo and C₁-C₆ alkyl, and R² and R³ are each hydrogen.
8. A compound of any one of the preceding claims, wherein R⁴ and R⁵ are each hydrogen.
9. A compound of any one of the preceding claims, wherein R⁶, R⁷, R⁸ and R⁹ are each hydroxy.
10. A compound of claim 1, having Formula IA:



IA

wherein

R¹ is a member selected from the group consisting of hydrogen, halo and C₁-C₆ alkyl;

V is a member selected from the group consisting of oxygen and a single bond;

W is a member selected from the group consisting of C₁-C₆ alkylene, C₂-C₆ alkenylene, C₂-C₆ alkynylene, C₃-C₁₀ cycloalkylene, and (C₃-C₁₀ cycloalkylene)(C₁-C₆ alkylene);

X is a member selected from the group consisting of oxygen, a single bond, and NR^a; and

Y is a member selected from the group consisting of hydrogen, C₁-C₆ alkyl, C₁-C₆ haloalkyl, C₁-C₆ hydroxyalkyl, C₂-C₆ alkenyl, C₂-C₆ alkynyl, C₃-C₁₀ cycloalkyl, (C₃-C₁₀ cycloalkyl)C₁-C₄ alkyl, (C₁-C₄ alkyloxy)C₁-C₃ alkyl, (C₃-C₁₀ cycloalkyloxy)C₁-C₃ alkyl, (amino)C₁-C₃ alkyl, (C₁-C₄ alkylamino)C₁-C₃ alkyl, (C₁-C₆ alkyl)carbonyl, (C₂-C₆ alkenyl)carbonyl, (C₂-C₆ alkynyl)carbonyl, (C₁-C₆ alkyl)sulfonyl, (C₂-C₆ alkenyl)sulfonyl, and (C₂-C₆ alkynyl)sulfonyl,

wherein alkyl, alkenyl, alkynyl and cycloalkyl groups or portions of W, X and Y are optionally partly or completely fluorinated and optionally mono- or disubstituted by identical or different substituents selected from chlorine, hydroxy, C₁-C₃ alkyl, C₁-C₃ alkoxy, and C₃-C₆ cycloalkyl, and in cycloalkyl groups or portions one or two methylene groups are optionally replaced independently of one another by O, S, CO, SO, SO₂ or NR^b, and one or two methyne groups are optionally replaced by N.

11. A compound of claim 10, wherein V is oxygen.

12. A compound of claim 1, selected from the group consisting of:

(2S,3R,4R,5S,6R)-2-(4-chloro-3-(4-(2-(2-methoxyethoxy)ethoxy)benzyl)phenyl)-6-(hydroxymethyl)tetrahydro-2H-pyran-3,4,5-triol;

(2S,3R,4R,5S,6R)-2-(3-(4-(2-(allyloxy)ethoxy)benzyl)-4-chlorophenyl)-6-(hydroxymethyl)tetrahydro-2H-pyran-3,4,5-triol;

(2S,3R,4R,5S,6R)-2-(4-chloro-3-(4-(2-(prop-2-ynyloxy)ethoxy)benzyl)phenyl)-6-(hydroxymethyl)tetrahydro-2H-pyran-3,4,5-triol;

(2S,3R,4R,5S,6R)-2-(4-chloro-3-(4-(1-(prop-2-ynyloxy)propan-2-yloxy)benzyl)phenyl)-6-(hydroxymethyl)tetrahydro-2H-pyran-3,4,5-triol;

(2S,3R,4R,5S,6R)-2-(4-chloro-3-(4-(4-hydroxybut-2-ynyloxy)benzyl)phenyl)-6-(hydroxymethyl)tetrahydro-2H-pyran-3,4,5-triol;
 (2S,3R,4R,5S,6R)-2-(4-chloro-3-(4-(4-methoxybut-2-ynyloxy)benzyl)phenyl)-6-(hydroxymethyl)tetrahydro-2H-pyran-3,4,5-triol;
 (2S,3R,4R,5S,6R)-2-(4-chloro-3-(4-(2-(cyclopentyloxy)ethoxy)benzyl)phenyl)-6-(hydroxymethyl)tetrahydro-2H-pyran-3,4,5-triol;
 (2S,3R,4R,5S,6R)-2-(4-chloro-3-(4-(3-cyclopropylprop-2-ynyloxy)benzyl)phenyl)-6-(hydroxymethyl)tetrahydro-2H-pyran-3,4,5-triol;
 (2S,3R,4R,5S,6R)-2-(4-chloro-3-(4-(2-(difluoromethoxy)ethyl)benzyl)phenyl)-6-(hydroxymethyl)tetrahydro-2H-pyran-3,4,5-triol;
 (2S,3R,4R,5S,6R)-2-(4-chloro-3-(4-(2-cyclopropoxyethoxy)benzyl)phenyl)-6-(hydroxymethyl)tetrahydro-2H-pyran-3,4,5-triol;
 (2S,3R,4R,5S,6R)-2-(4-chloro-3-(4-(2-(2,2,2-trifluoroethoxy)ethoxy)benzyl)phenyl)-6-(hydroxymethyl)tetrahydro-2H-pyran-3,4,5-triol;
 (2S,3R,4R,5S,6R)-2-(4-chloro-3-(4-(2-(cyclohex-2-enyloxy)ethoxy)benzyl)phenyl)-6-(hydroxymethyl)tetrahydro-2H-pyran-3,4,5-triol;
 (2S,3R,4R,5S,6R)-2-(4-chloro-3-(4-((E)-3-cyclopropylallyloxy)benzyl)phenyl)-6-(hydroxymethyl)tetrahydro-2H-pyran-3,4,5-triol;
 (2S,3R,4R,5S,6R)-2-(4-chloro-3-(4-(2-(2-fluoroethoxy)ethoxy)benzyl)phenyl)-6-(hydroxymethyl)tetrahydro-2H-pyran-3,4,5-triol;
 (2S,3R,4R,5S,6R)-2-(4-chloro-3-(4-(2-(2,2-difluoroethoxy)ethoxy)benzyl)phenyl)-6-(hydroxymethyl)tetrahydro-2H-pyran-3,4,5-triol;
 (2S,3R,4R,5S,6R)-2-(4-chloro-3-(4-(2-(2-(pyrrolidin-1-yl)ethoxy)ethoxy)benzyl)phenyl)-6-(hydroxymethyl)tetrahydro-2H-pyran-3,4,5-triol;
 (2S,3R,4R,5S,6R)-2-(4-chloro-3-(4-(2-((R)-tetrahydrofuran-3-yloxy)ethoxy)benzyl)phenyl)-6-(hydroxymethyl)tetrahydro-2H-pyran-3,4,5-triol;
 (2S,3R,4R,5S,6R)-2-(4-chloro-3-(4-(2-cyclobutoxyethoxy)benzyl)phenyl)-6-(hydroxymethyl)tetrahydro-2H-pyran-3,4,5-triol;
 (2S,3R,4R,5S,6R)-2-(4-chloro-3-(4-(2-(1-methylcyclopropoxy)ethoxy)benzyl)phenyl)-6-(hydroxymethyl)tetrahydro-2H-pyran-3,4,5-triol;
 (2S,3R,4R,5S,6R)-2-(4-chloro-3-(4-(2-cyclopropoxyethyl)benzyl)phenyl)-6-(hydroxymethyl)tetrahydro-2H-pyran-3,4,5-triol;
 (2S,3R,4R,5S,6R)-2-(4-chloro-3-(4-(cyclopropoxymethyl)benzyl)phenyl)-6-(hydroxymethyl)tetrahydro-2H-pyran-3,4,5-triol;
 (2S,3R,4R,5S,6R)-2-(4-chloro-3-(4-(2-cyclopropoxypropoxy)benzyl)phenyl)-6-(hydroxymethyl)tetrahydro-2H-pyran-3,4,5-triol; and
 (2S,3R,4R,5S,6R)-2-(4-chloro-3-(4-(3-cyclopropoxypropyl)benzyl)phenyl)-6-(hydroxymethyl)tetrahydro-2H-pyran-3,4,5-triol.

13. A pharmaceutical composition comprising a pharmaceutically acceptable carrier and a compound of any of claims **1** to **12**.

14. A compound of any one of claims **1** to **12** for use in a method of treating a disease or condition mediated by SGLT, said method comprising administering to a subject in need thereof a therapeutically effective amount of said compound.

15. A compound of any one of claims **1** to **12** for use in a method of treating diabetes, said method comprising administering to a subject in need thereof a therapeutically effective amount of said compound.

16. A compound for the use of claim **15**, wherein said compound is for administration in combination with a second therapeutic agent.

Fig. 1 (Sheet 1)
Scheme I

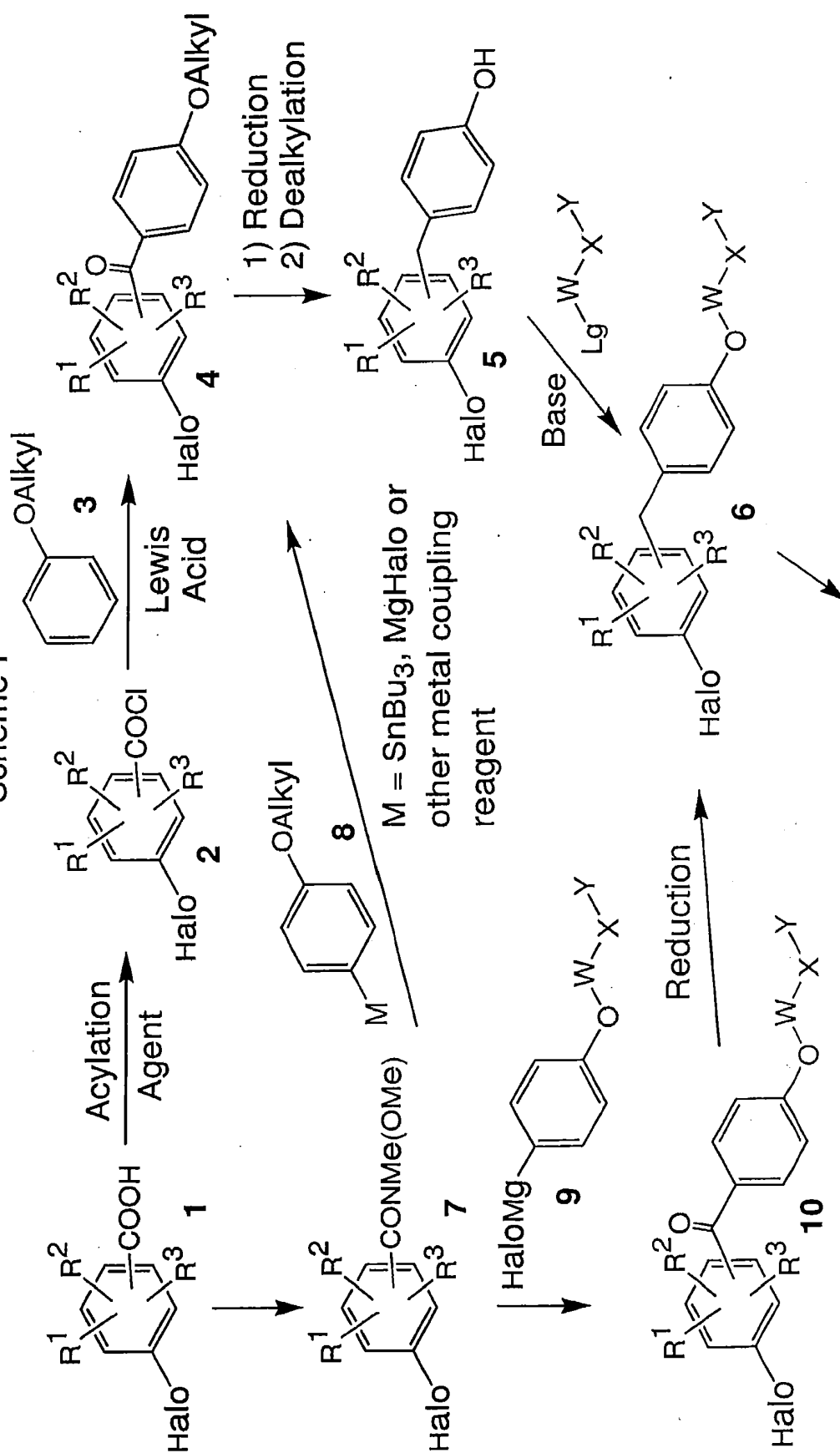


Fig. 1 (Sheet 2)

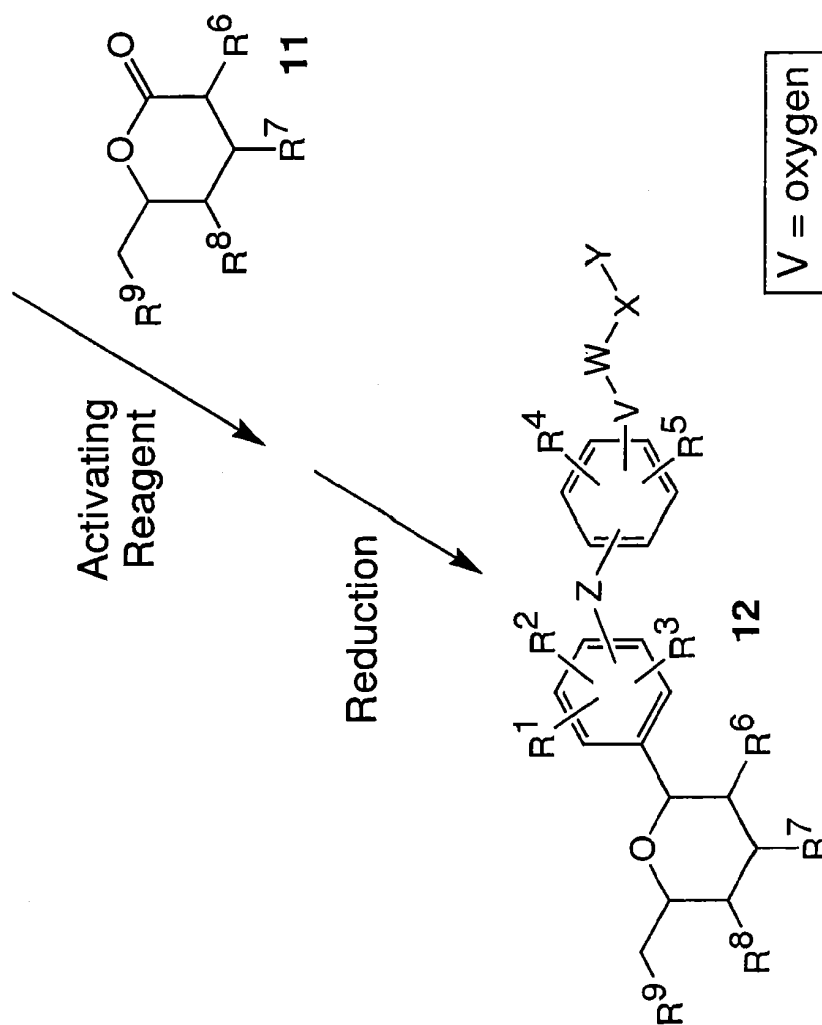


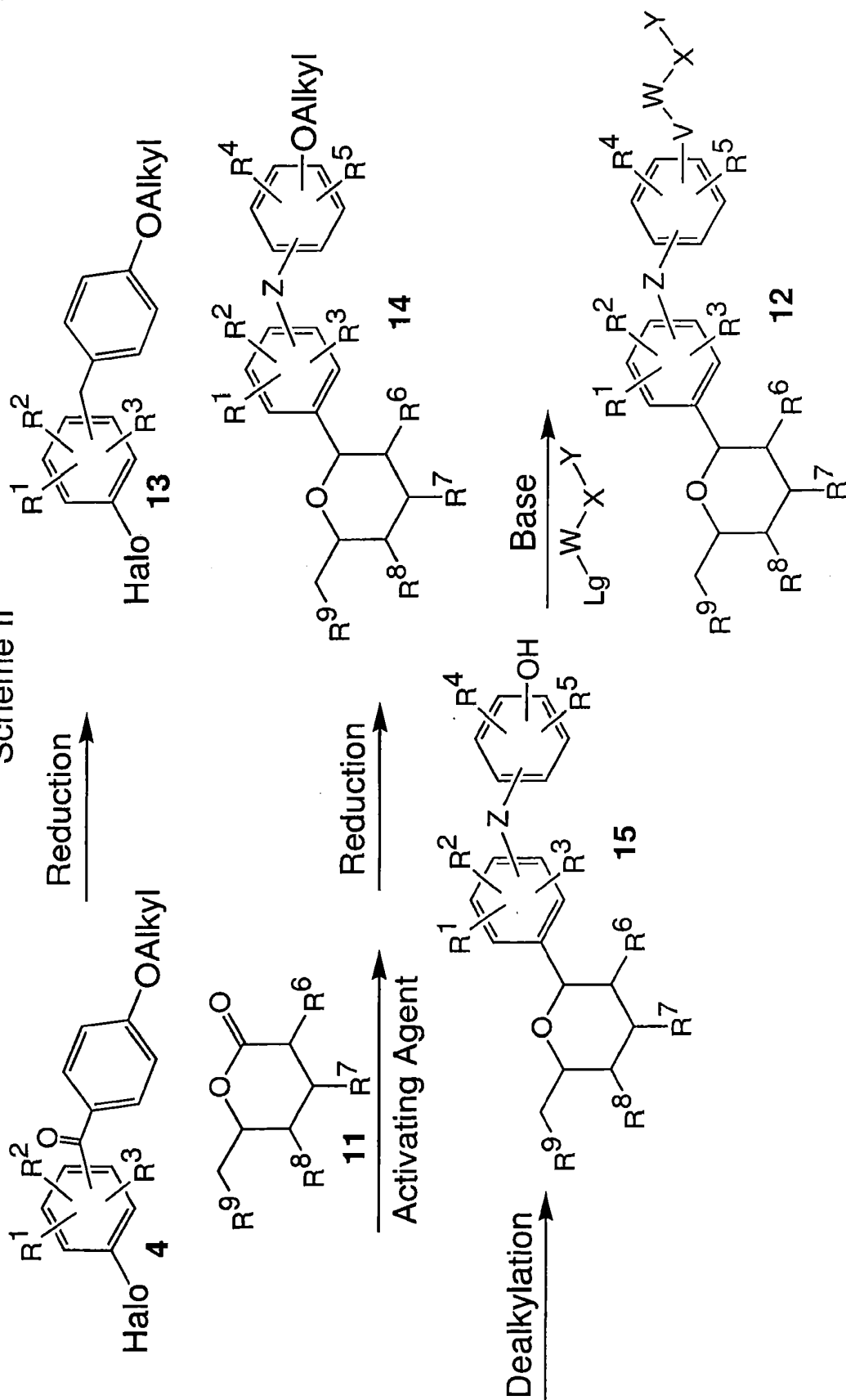
Fig. 2
Scheme II

Fig. 3
Scheme III

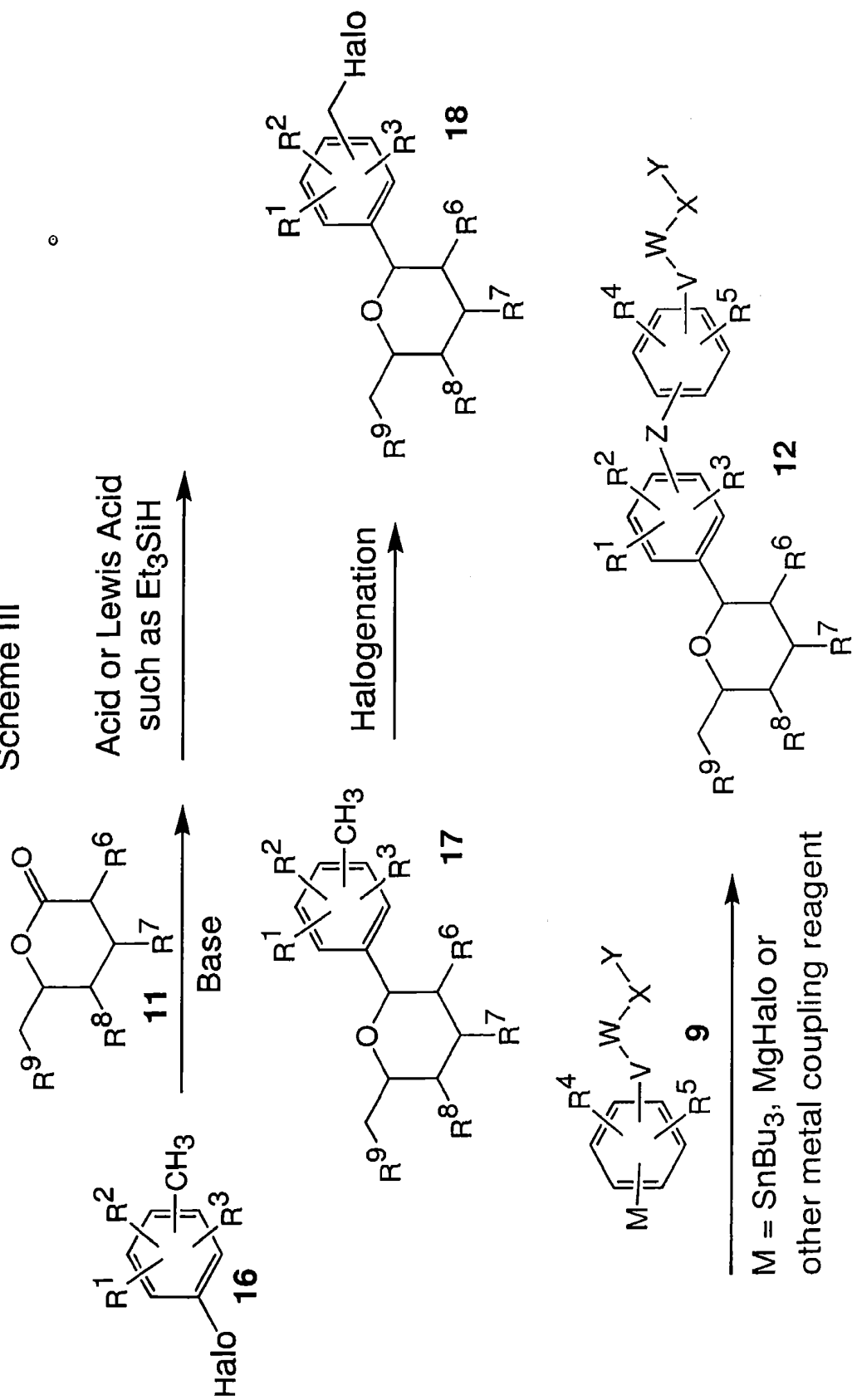


Fig. 4

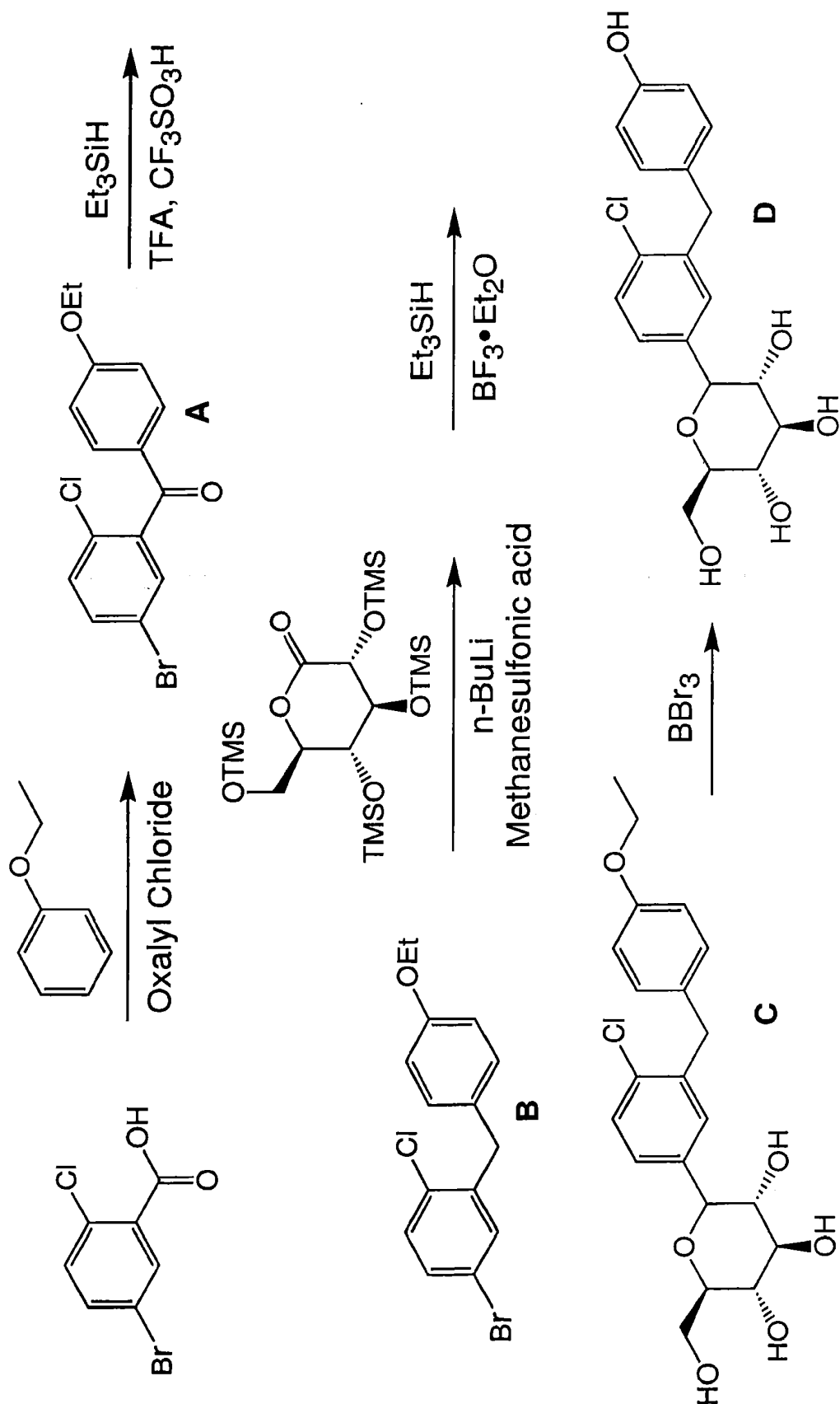


Fig. 5

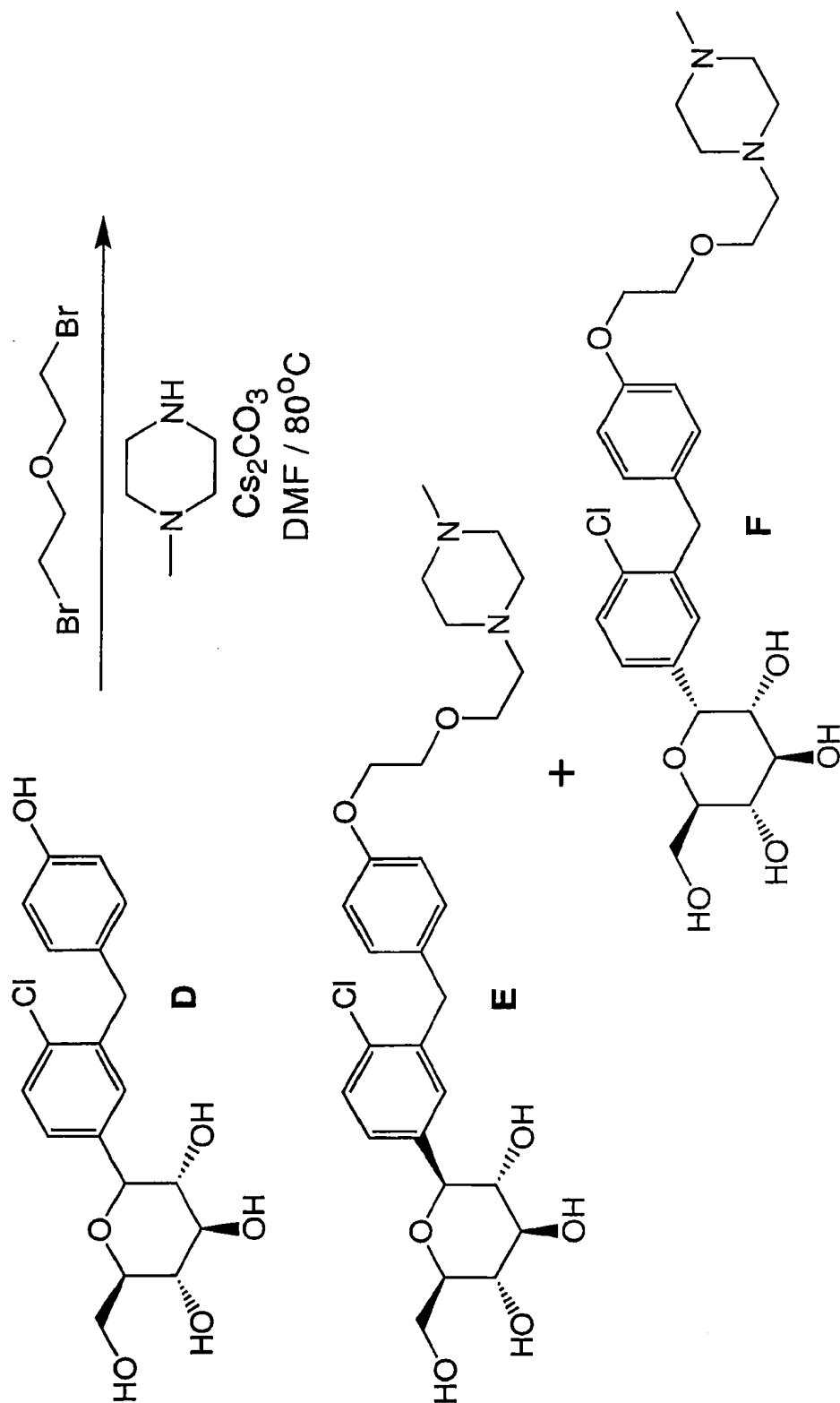


Fig. 6

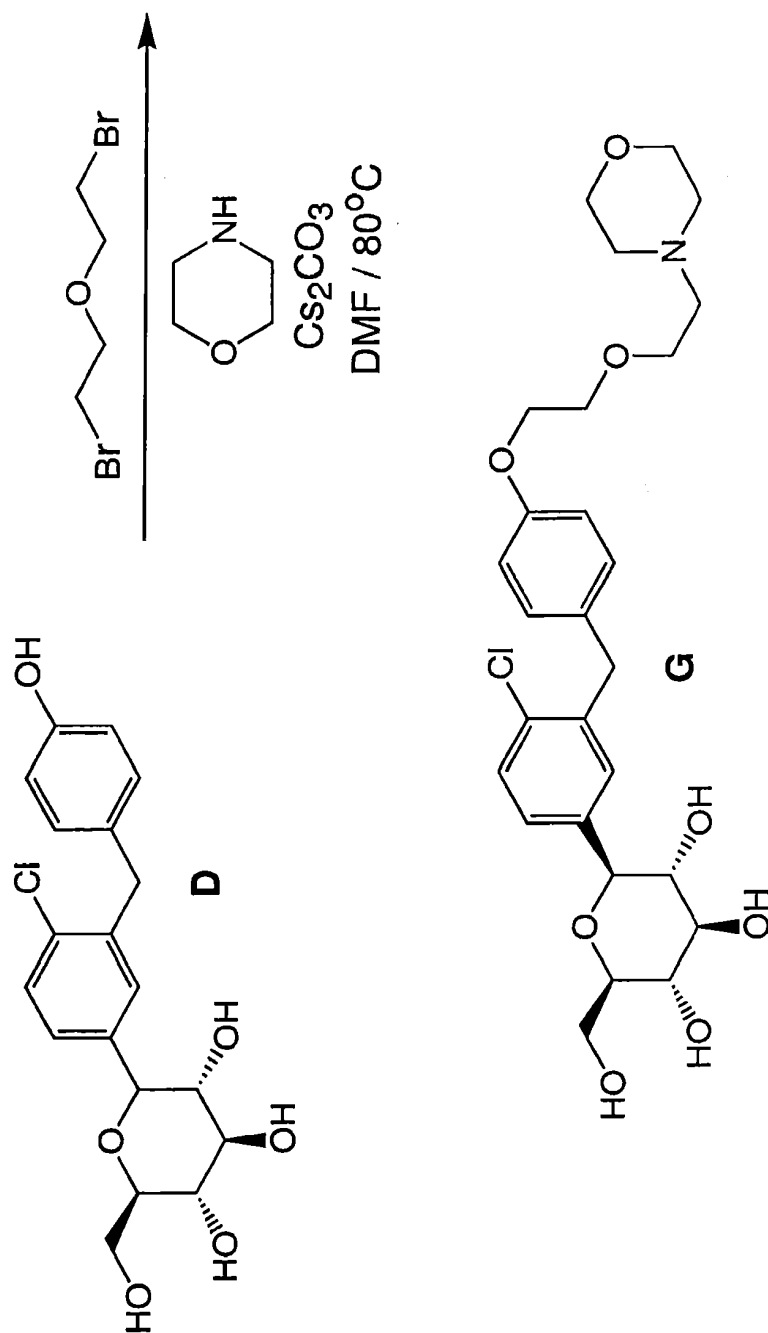


Fig. 7

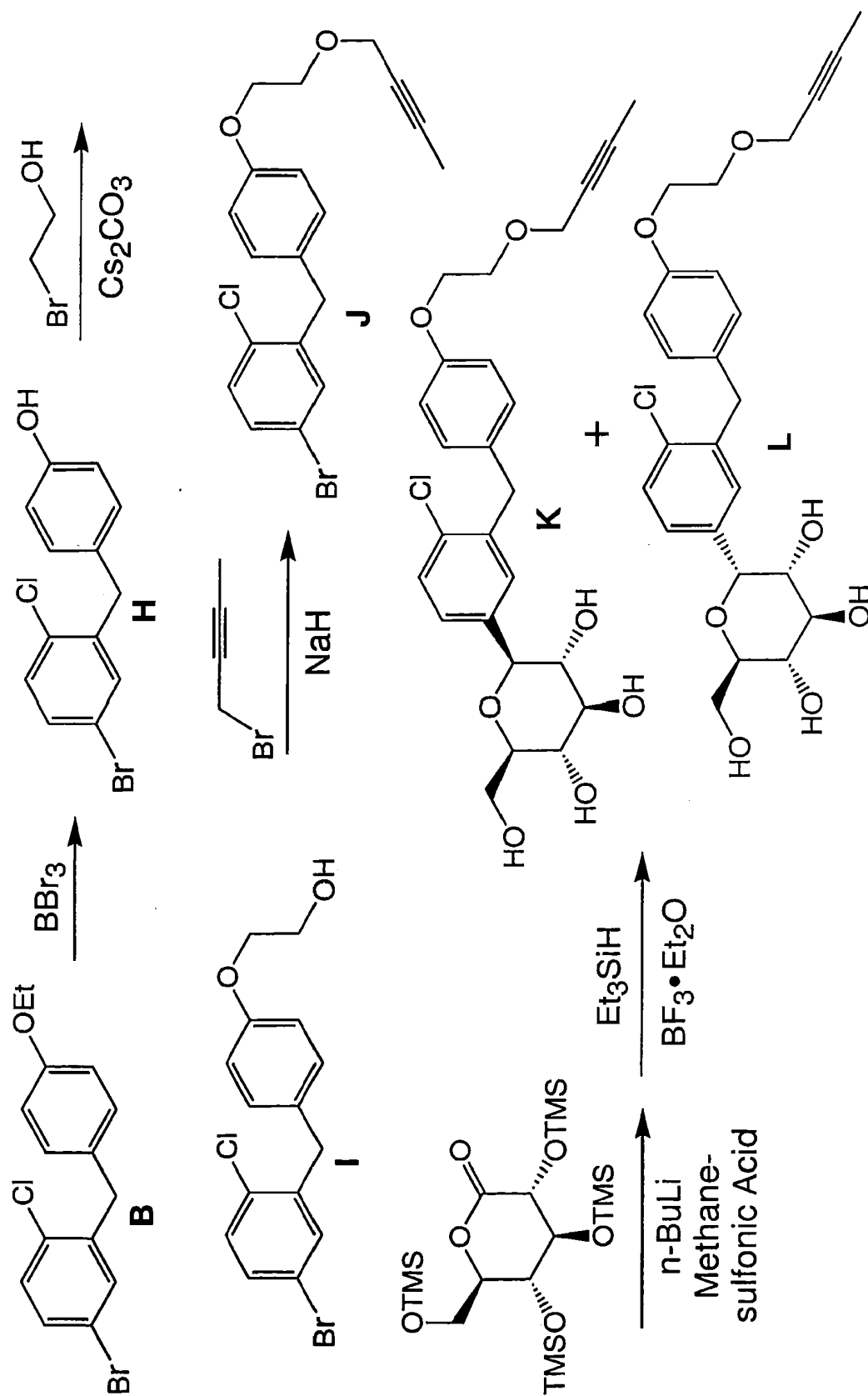


Fig. 8

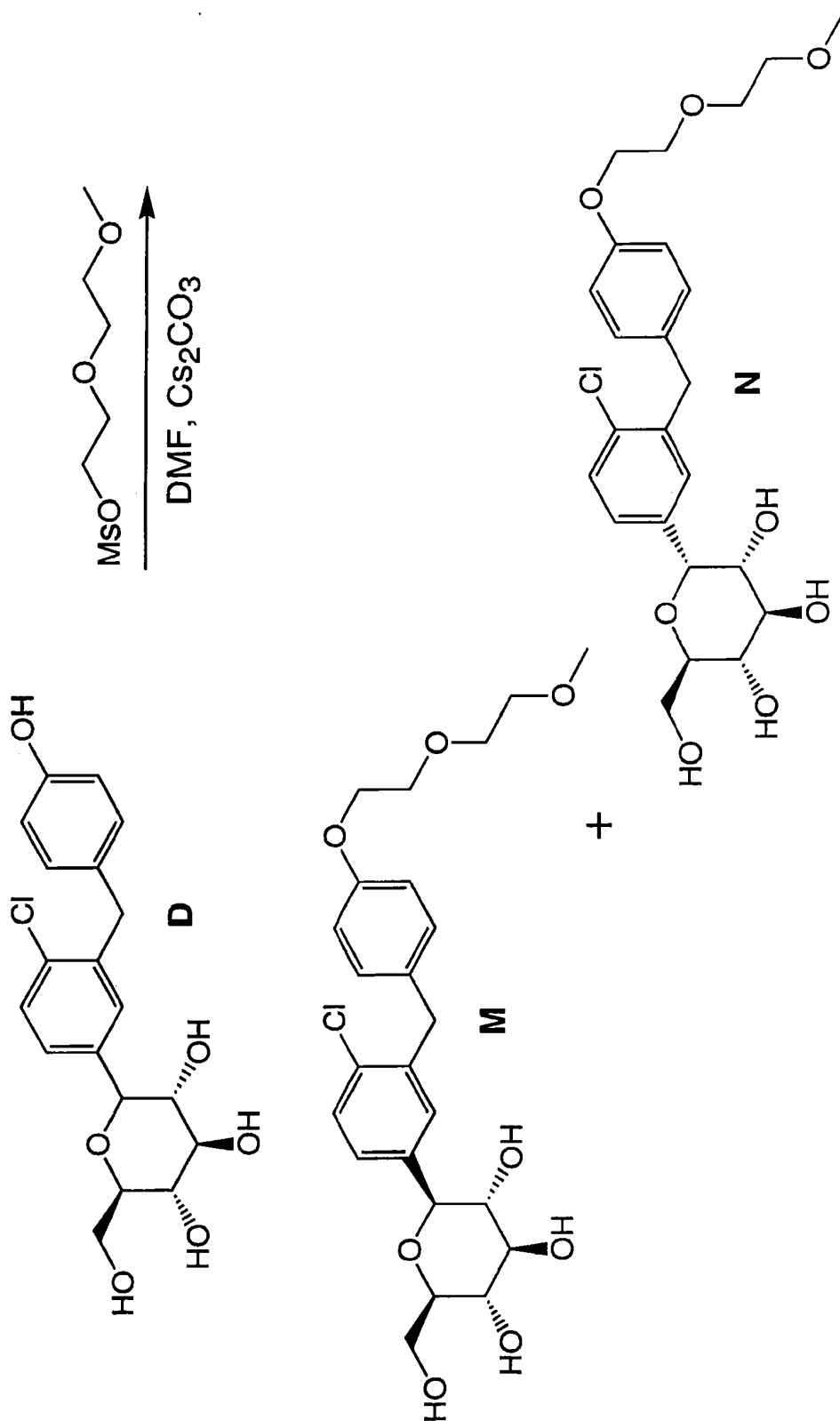


Fig. 9

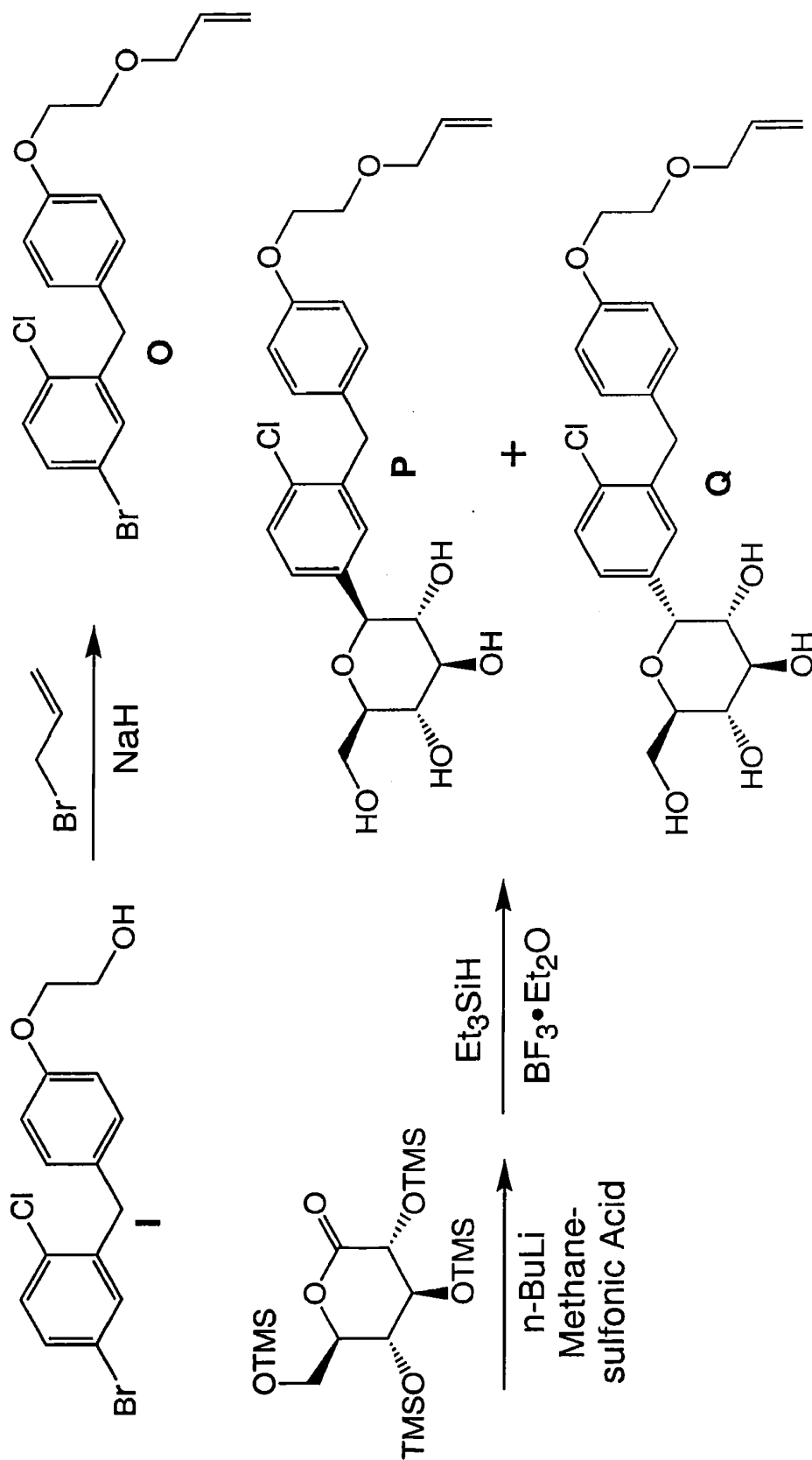


Fig. 10

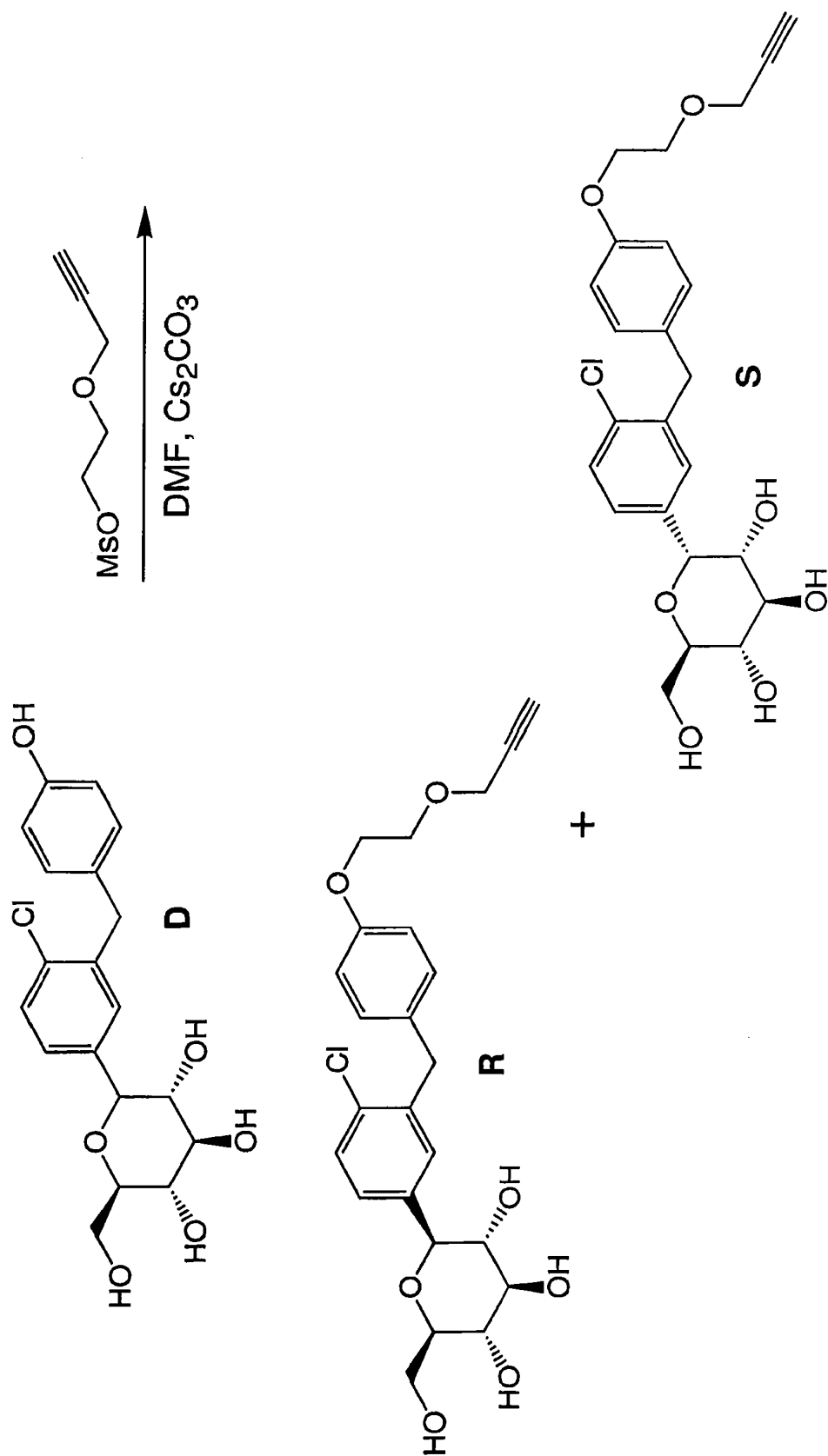


Fig. 11

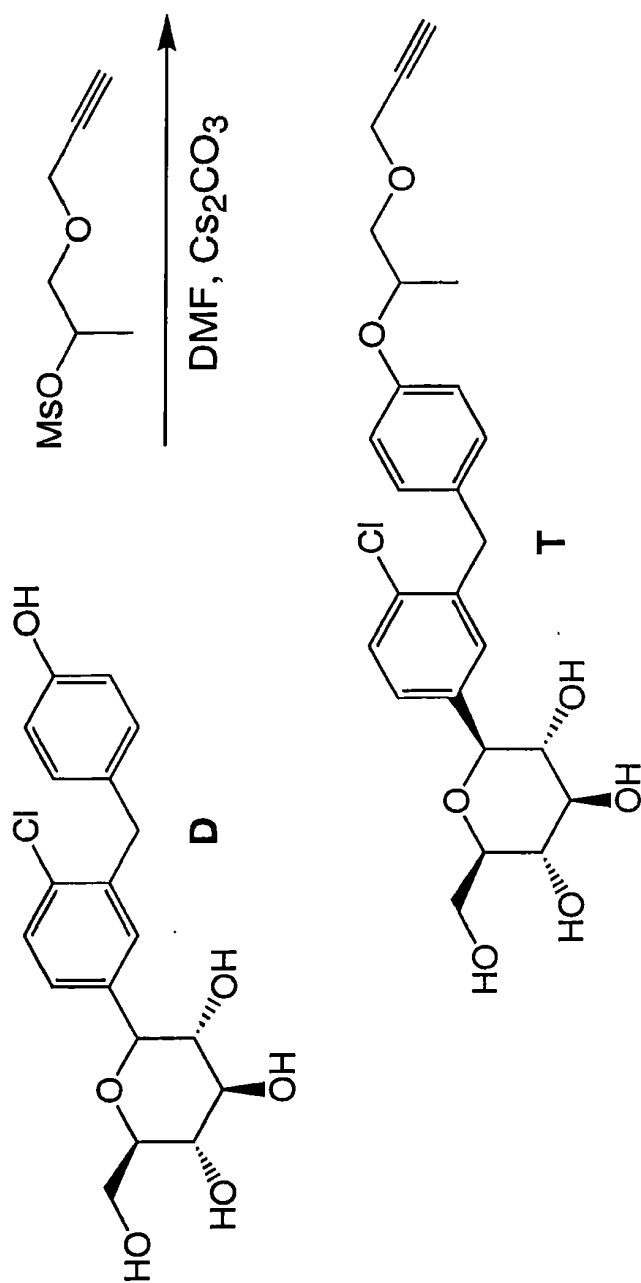


Fig. 12

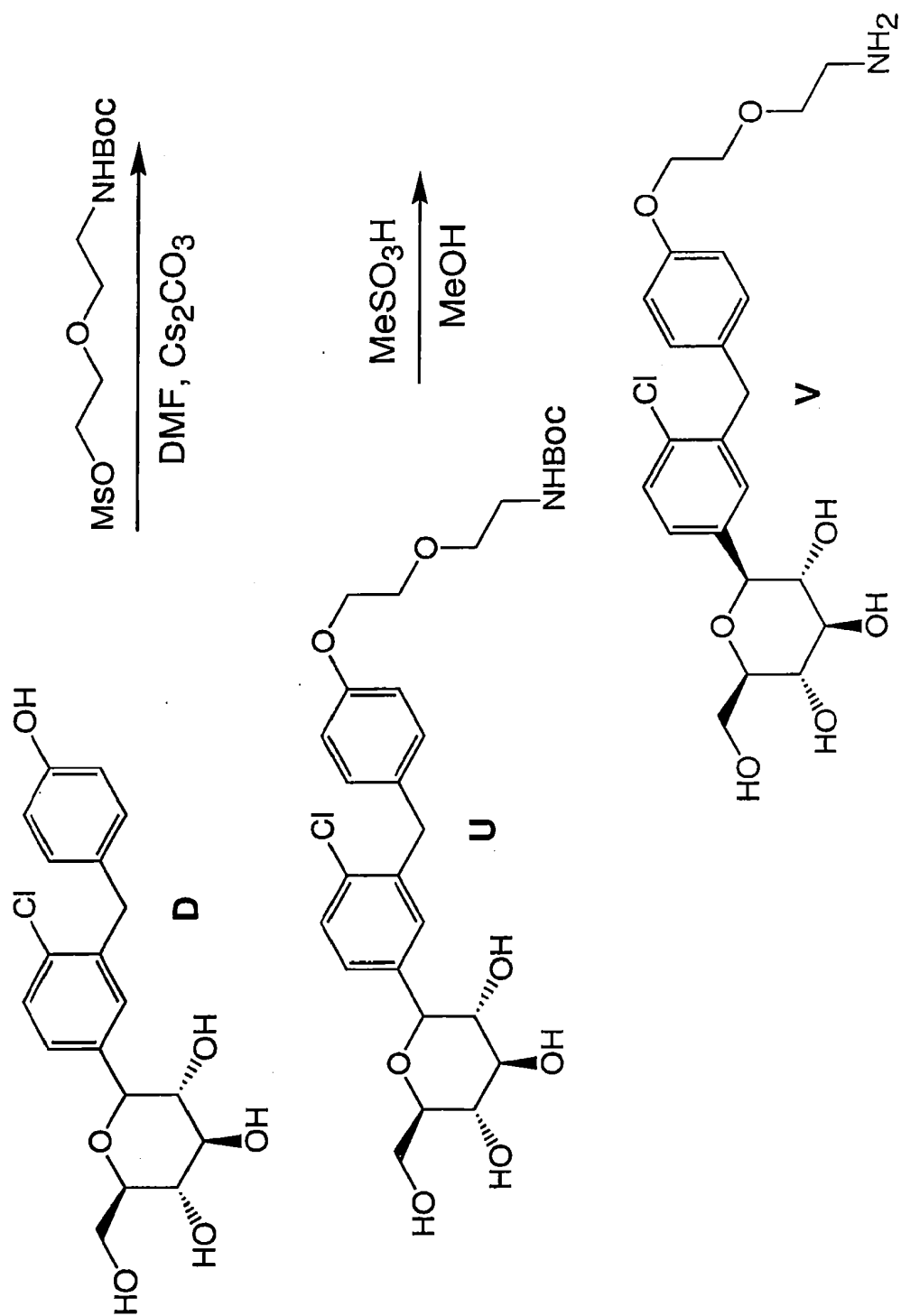


Fig. 13

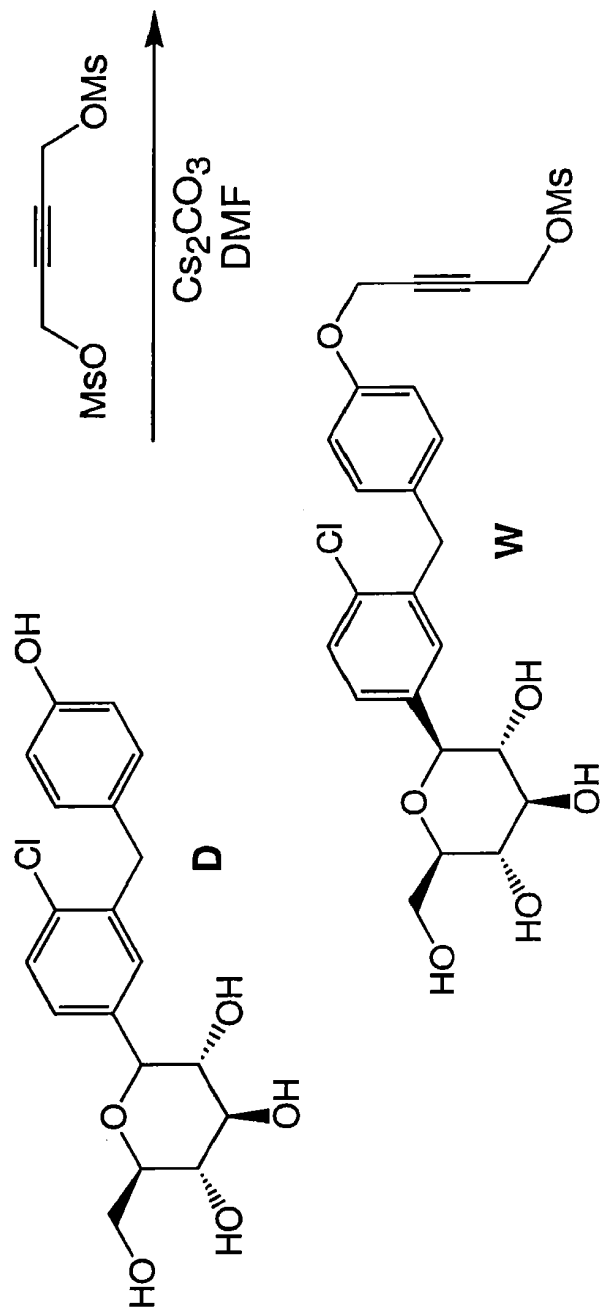


Fig. 14

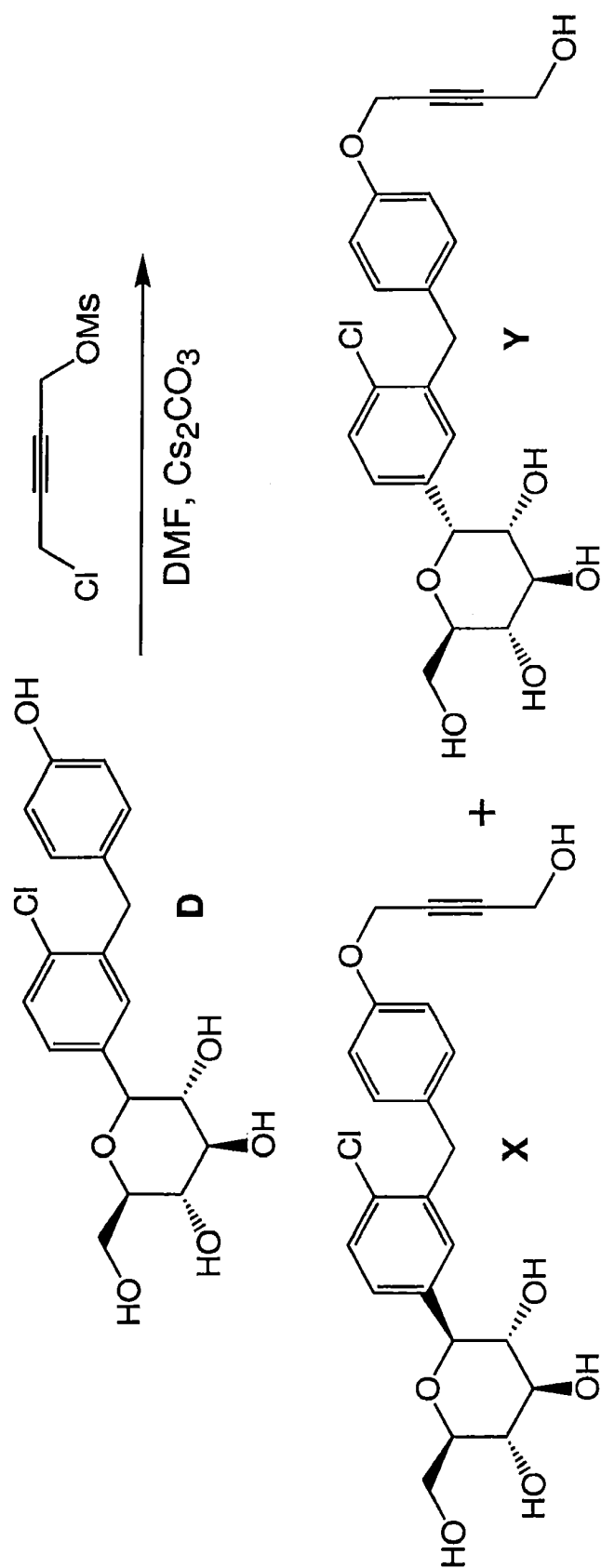


Fig. 15

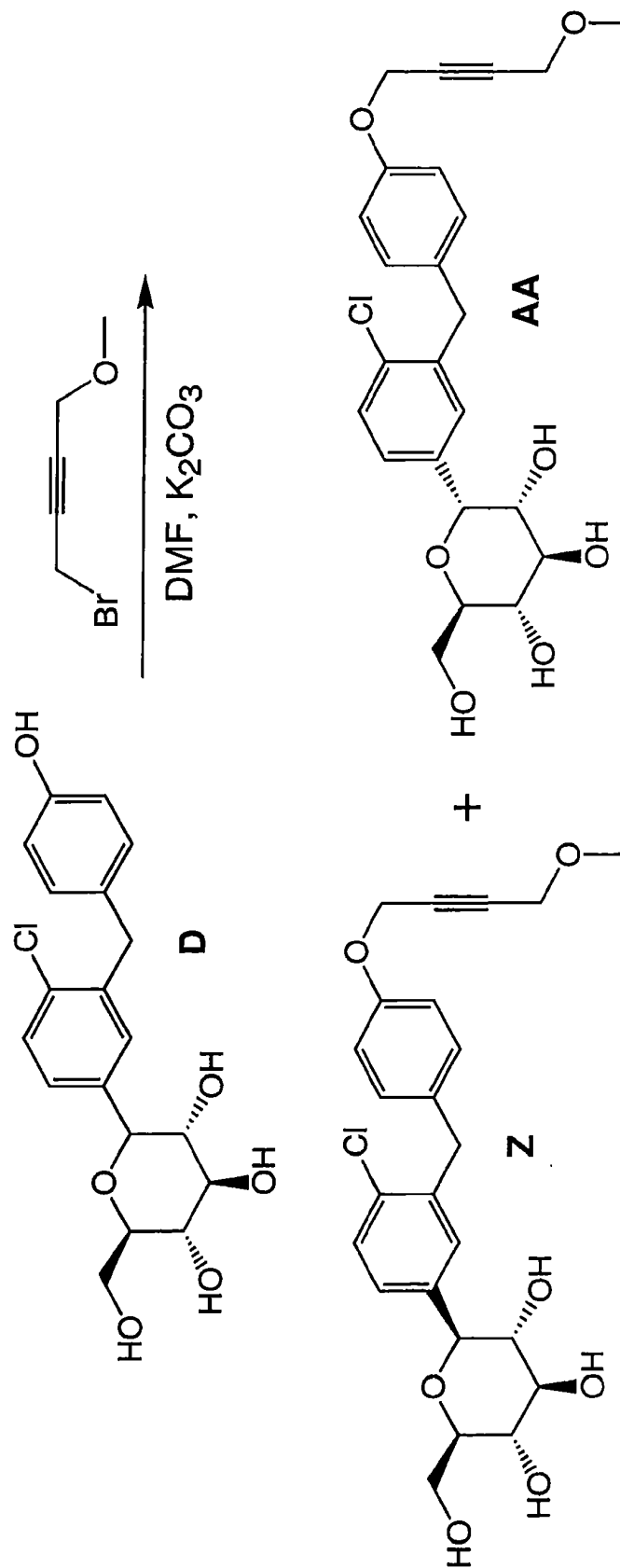


Fig. 16

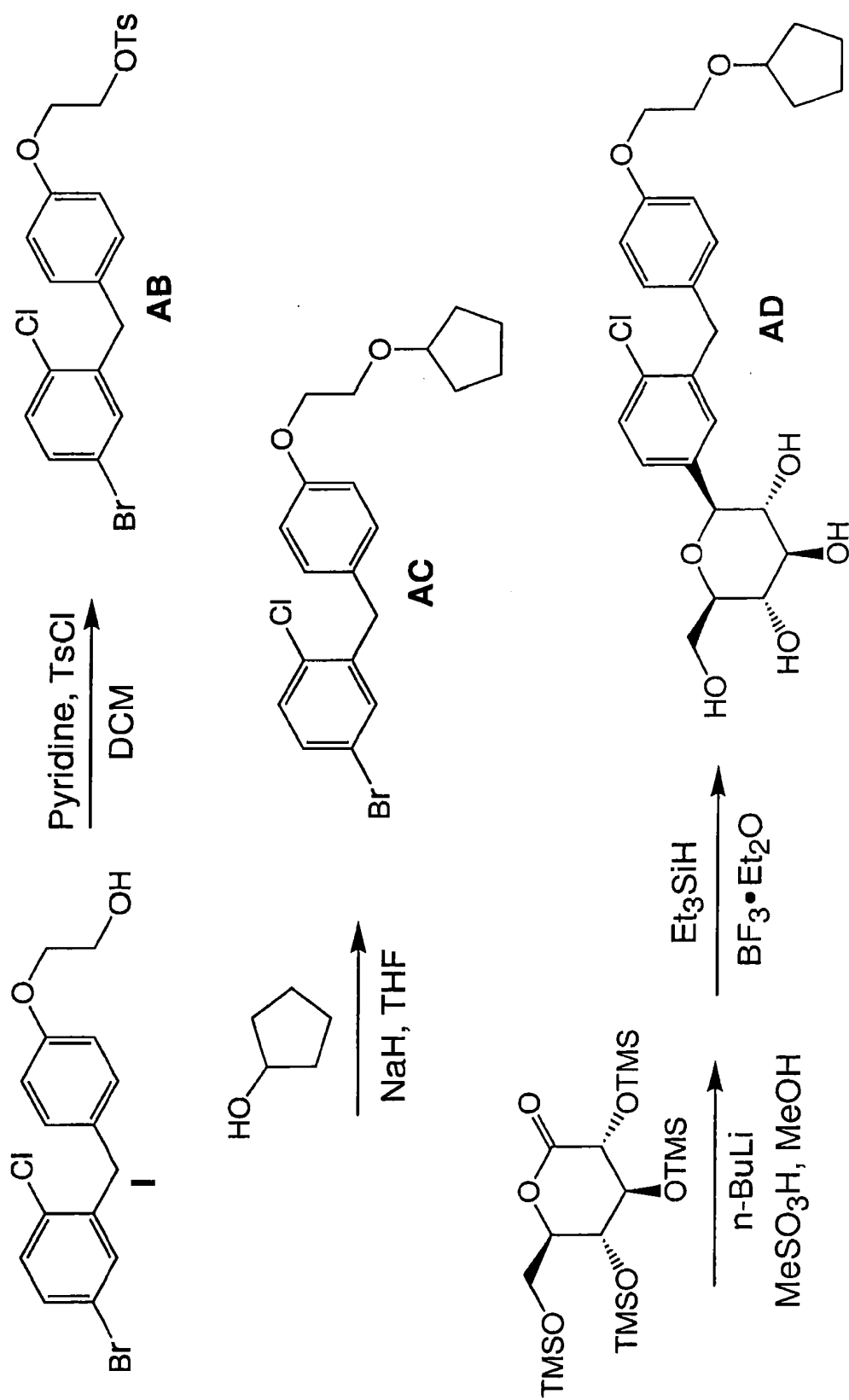


Fig. 17

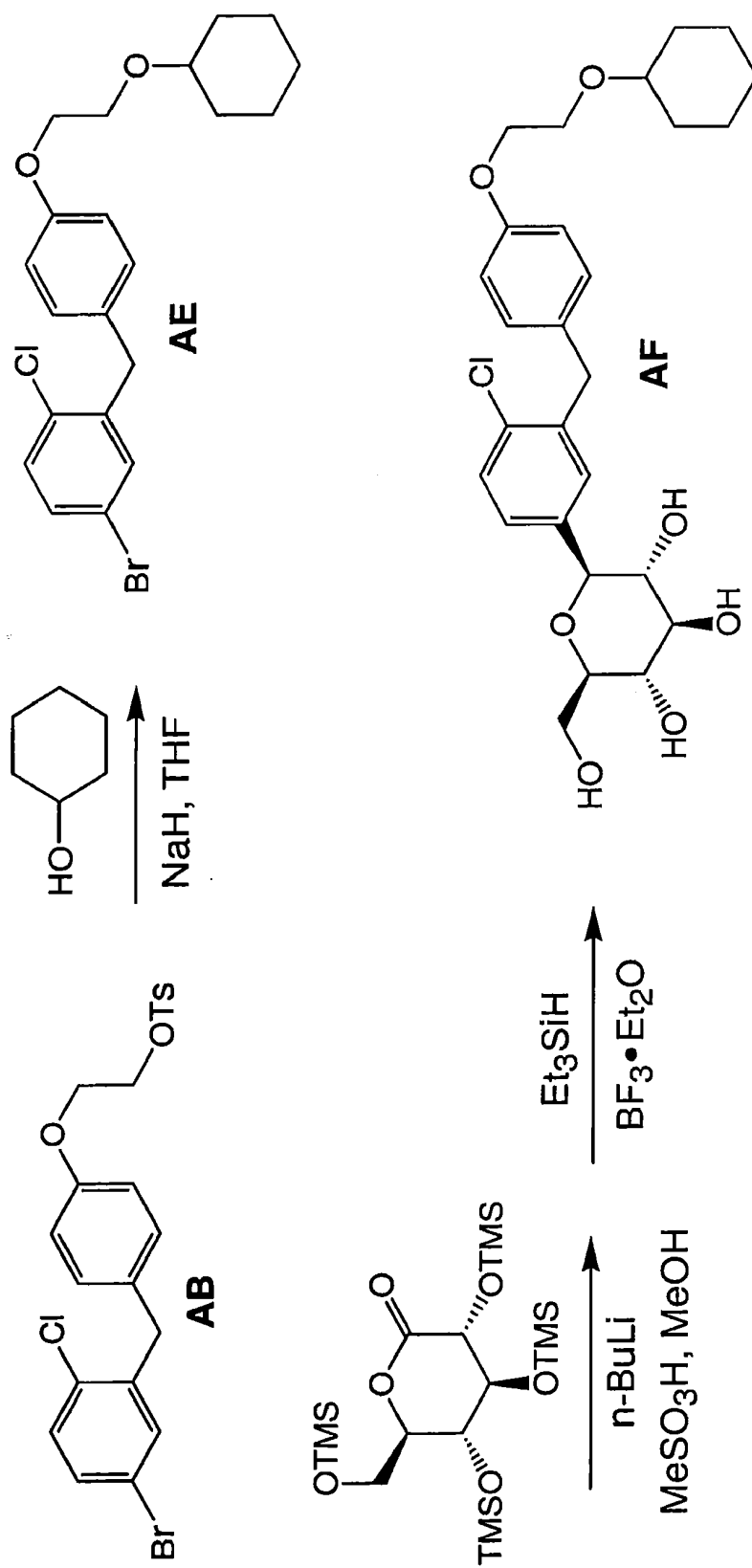


Fig. 18 (Sheet 1)

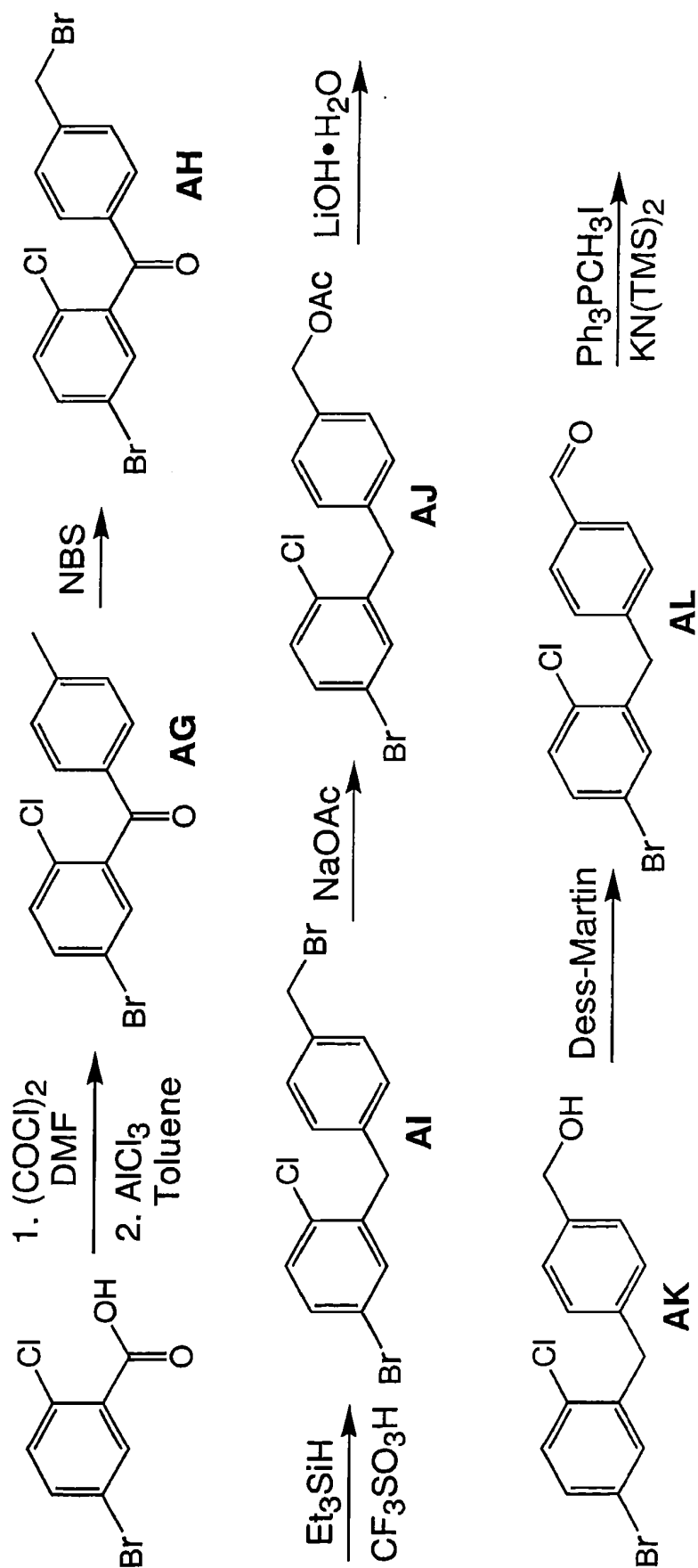


Fig. 18 (Sheet 2)

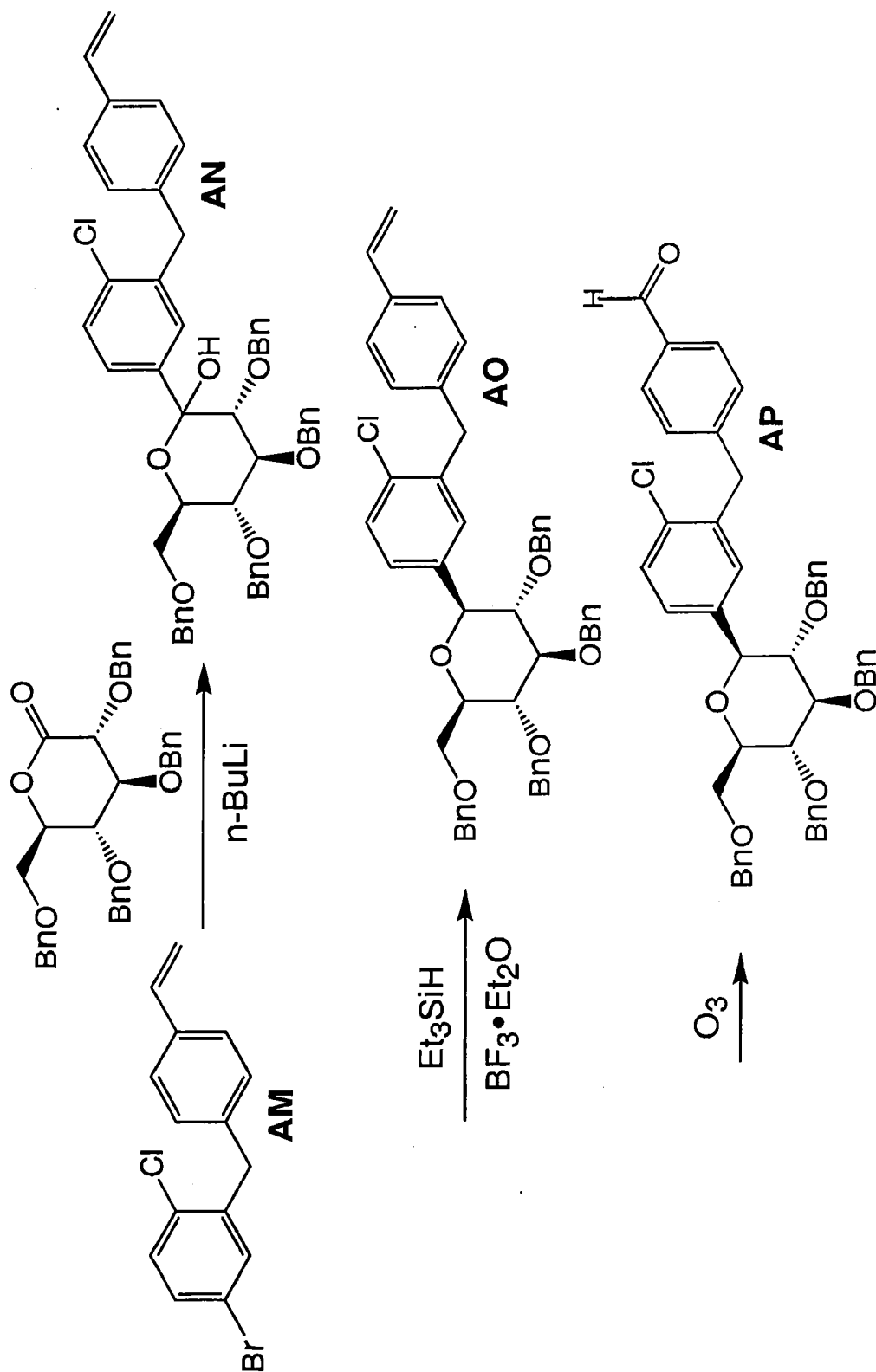


Fig. 18 (Sheet 3)

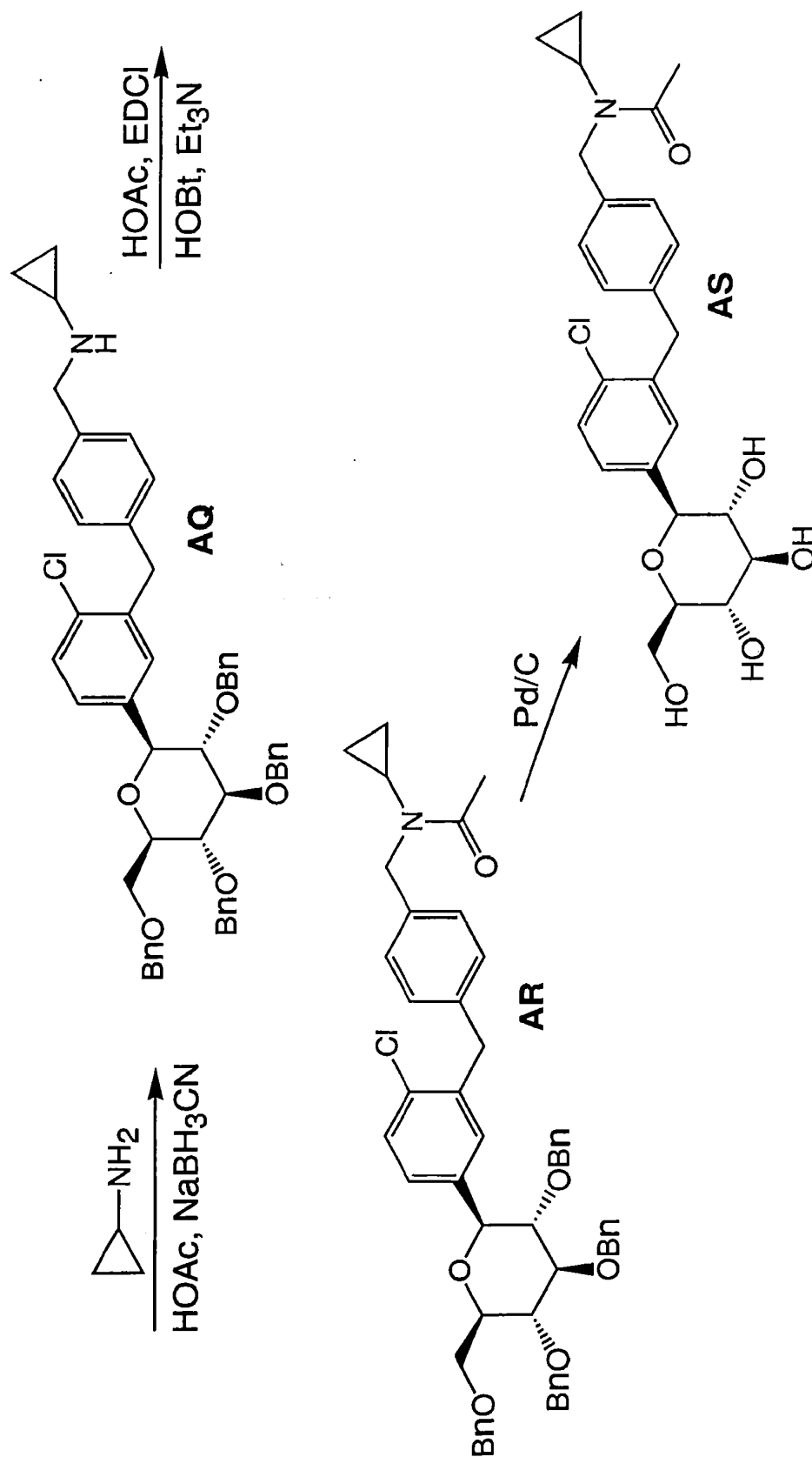


Fig. 19

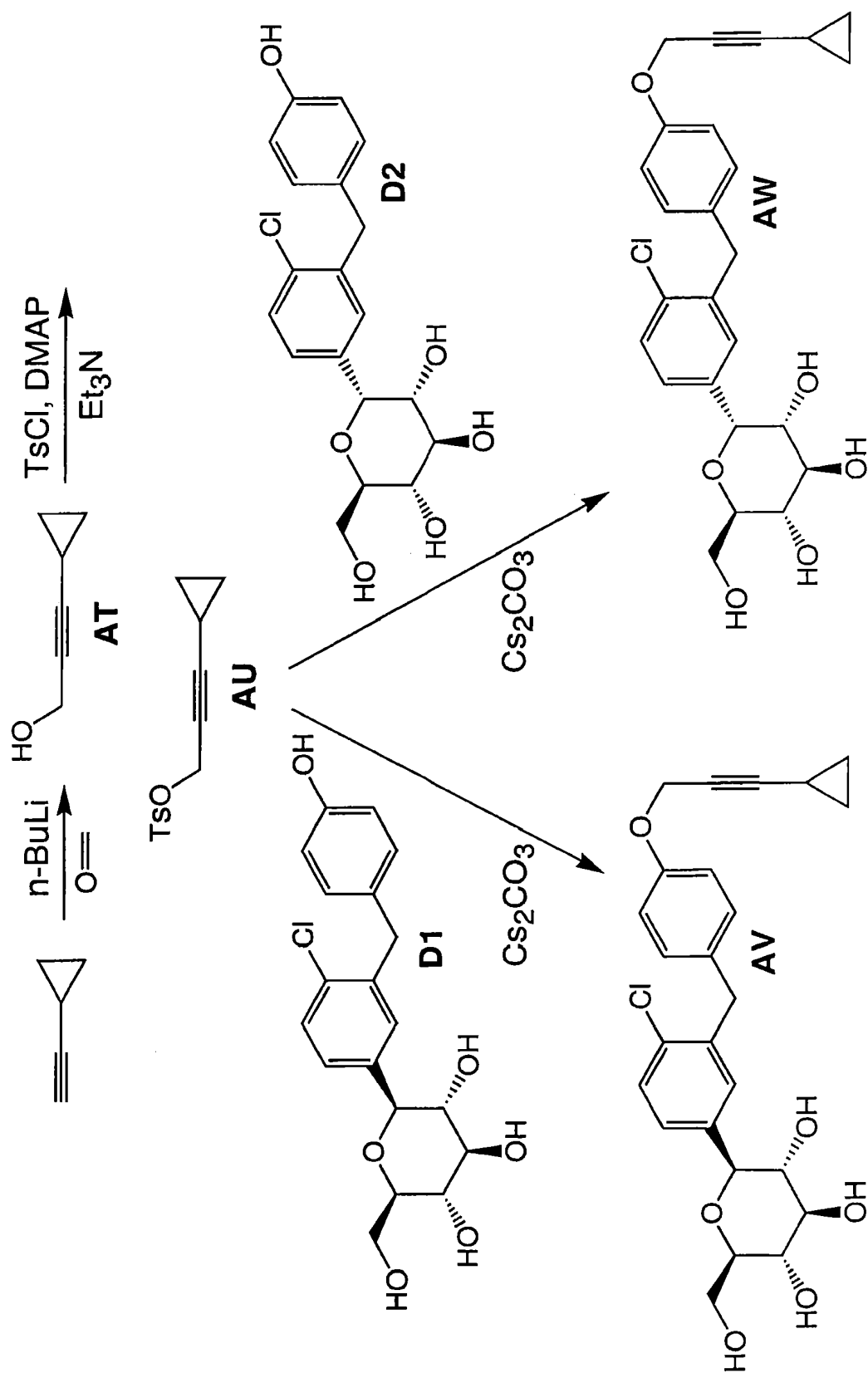


Fig. 20 (Sheet 1)

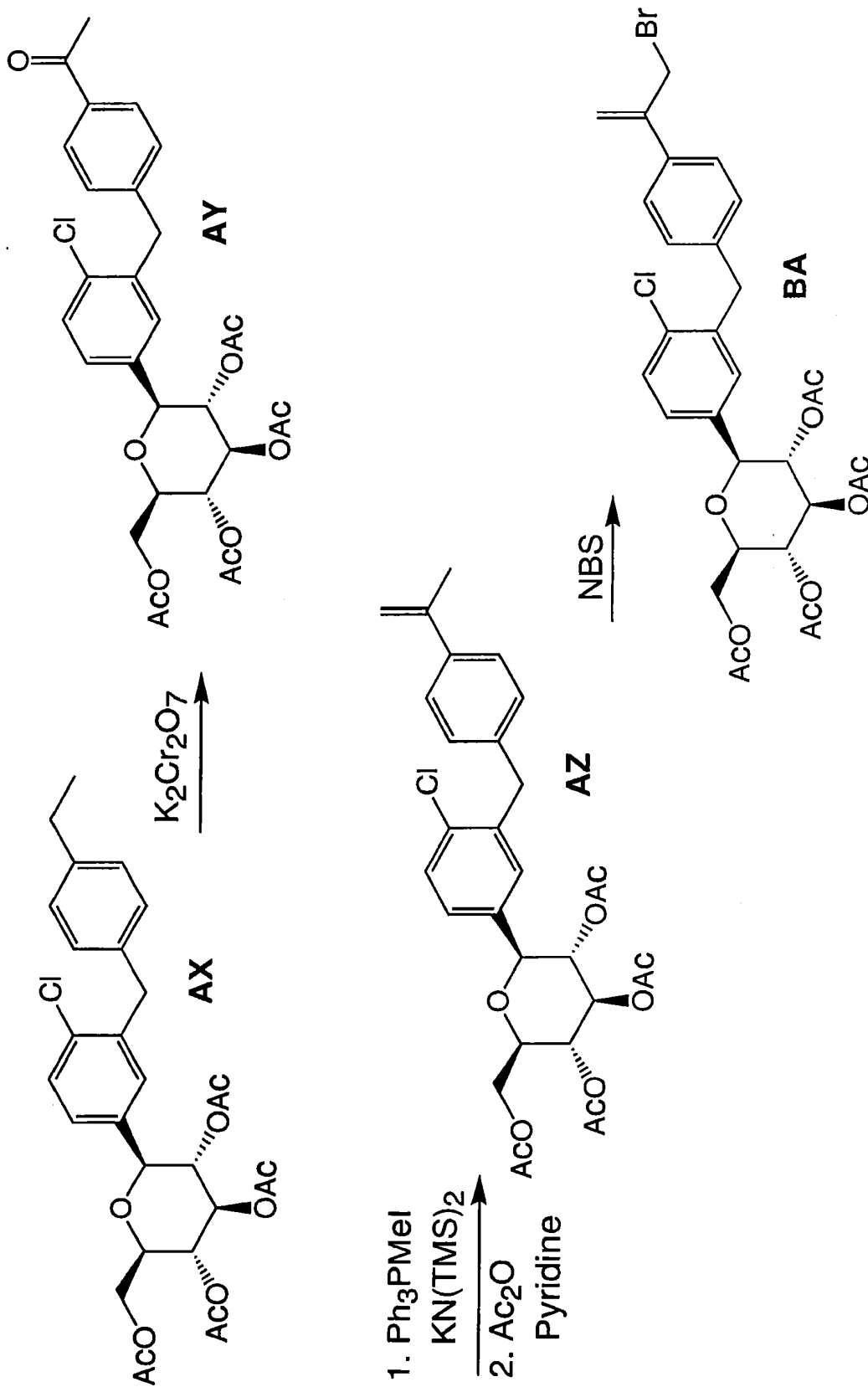


Fig. 20 (Sheet 2)

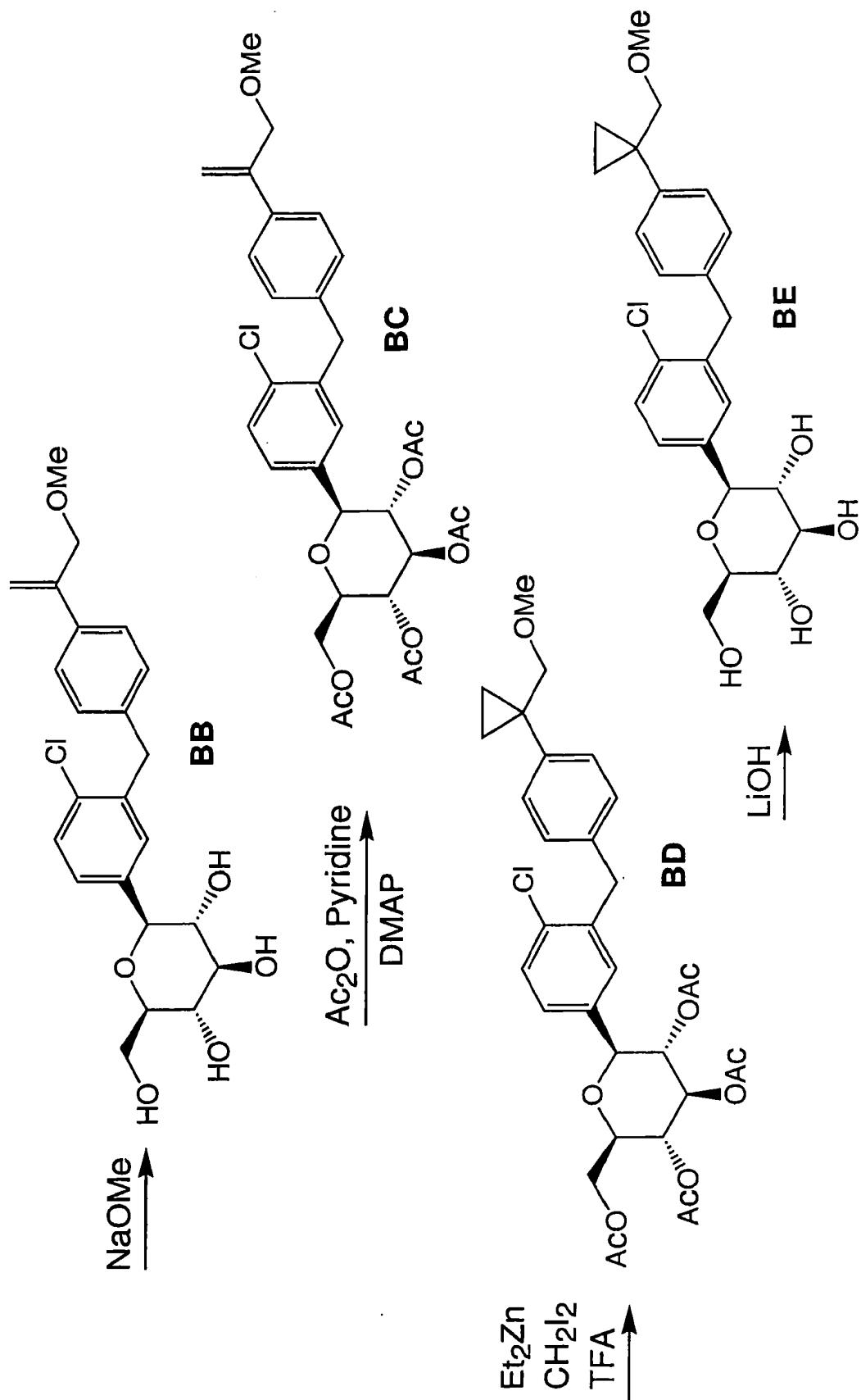


Fig. 21 (Sheet 1)

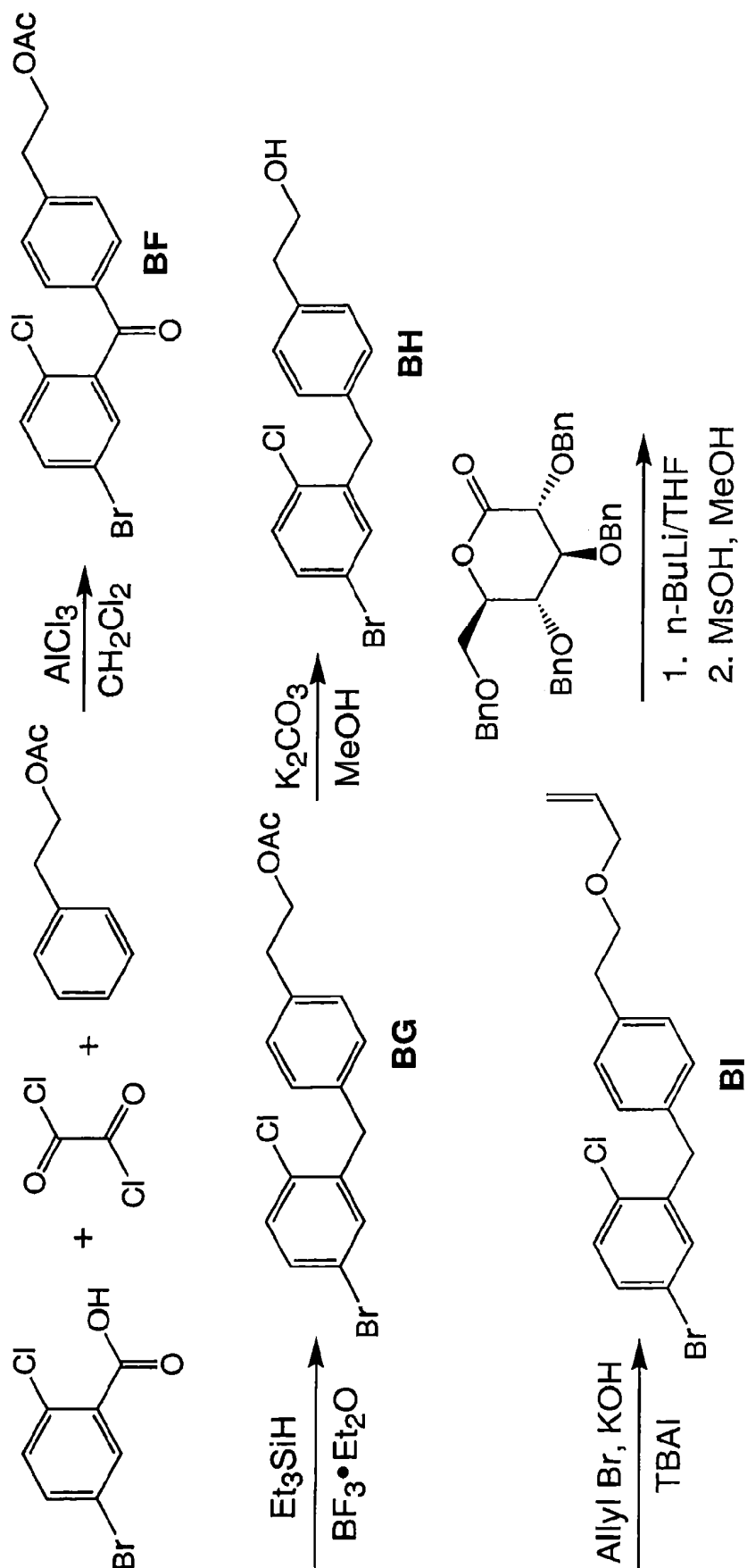


Fig. 21 (Sheet 2)

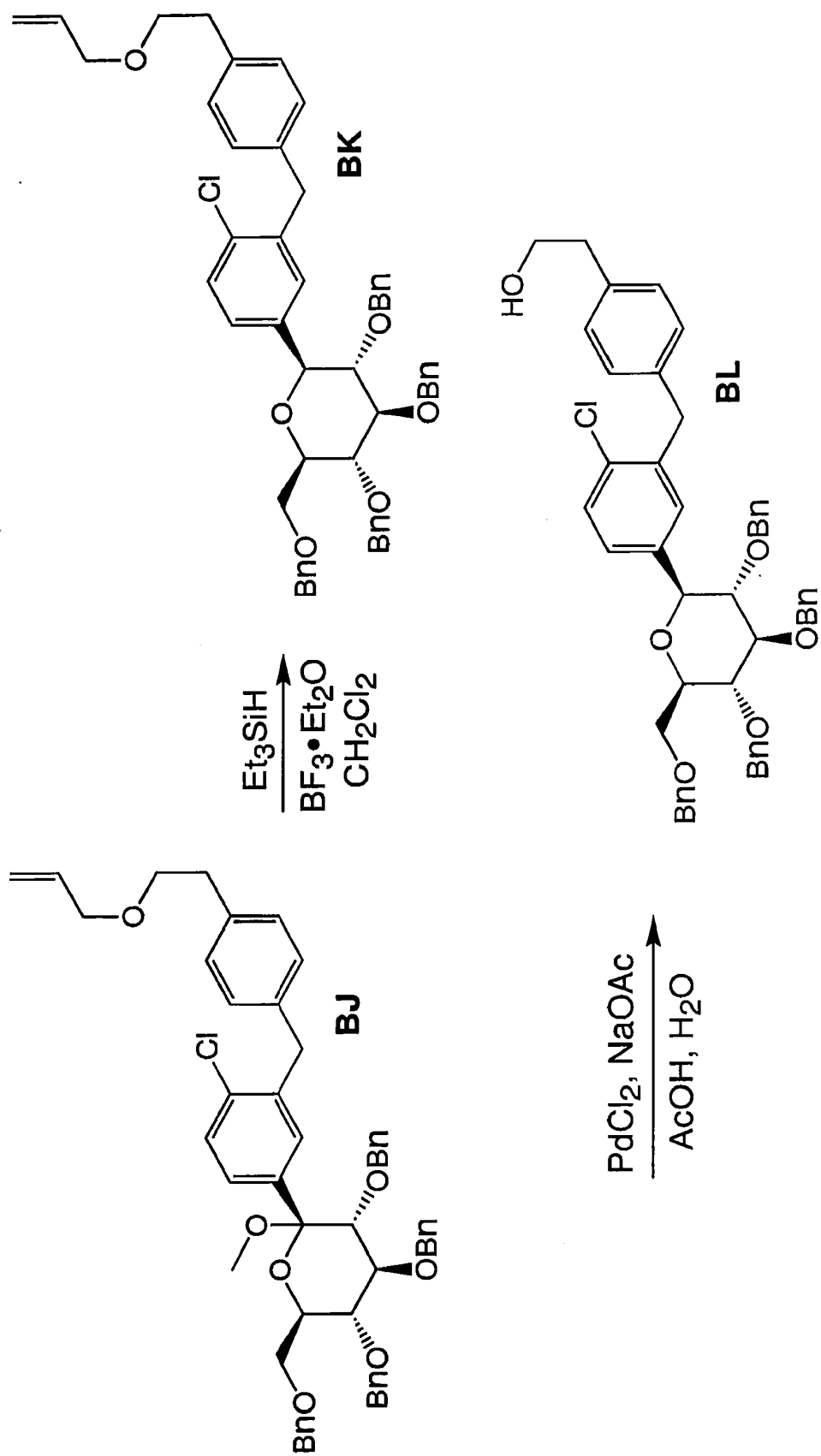


Fig. 21 (Sheet 3)

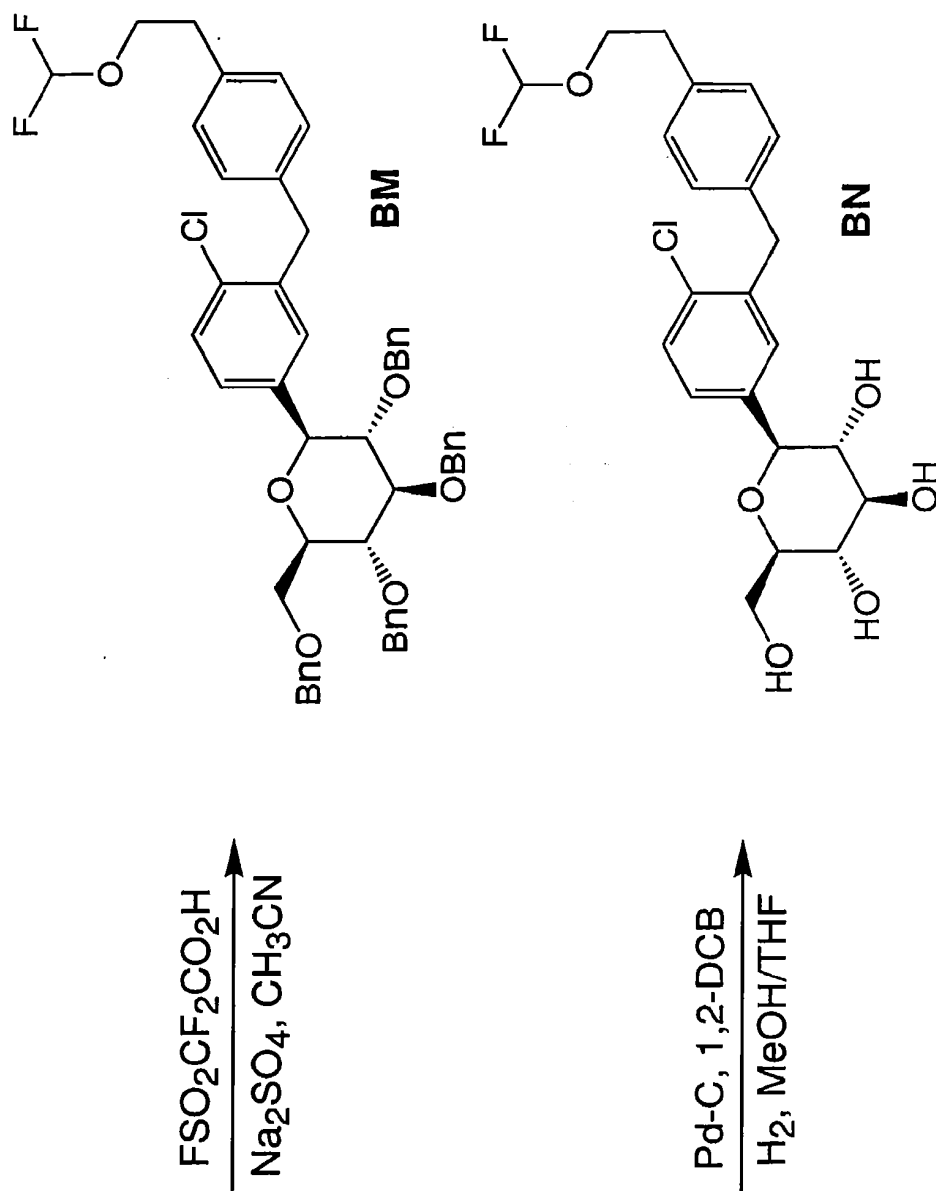


Fig. 22

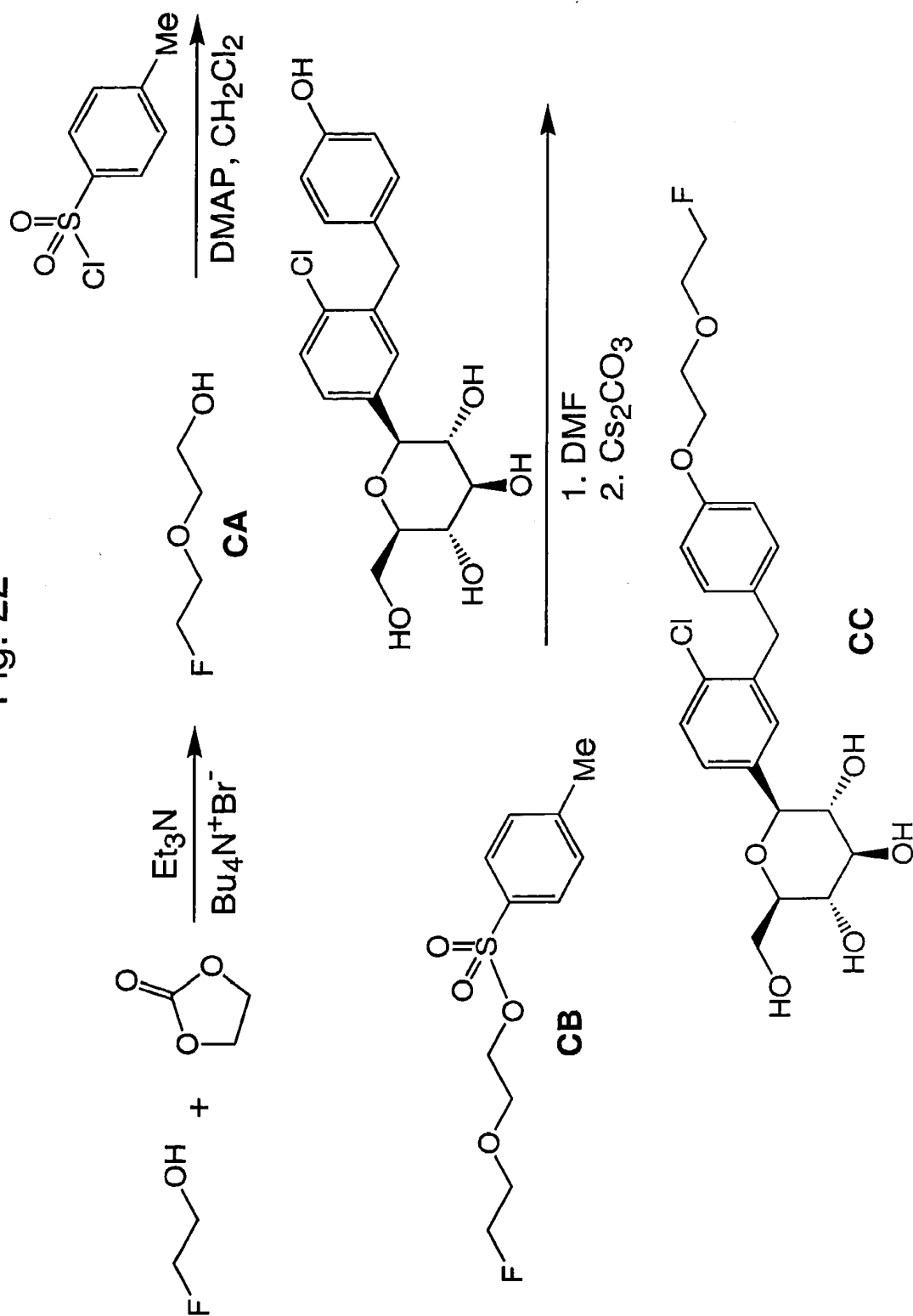


Fig. 23

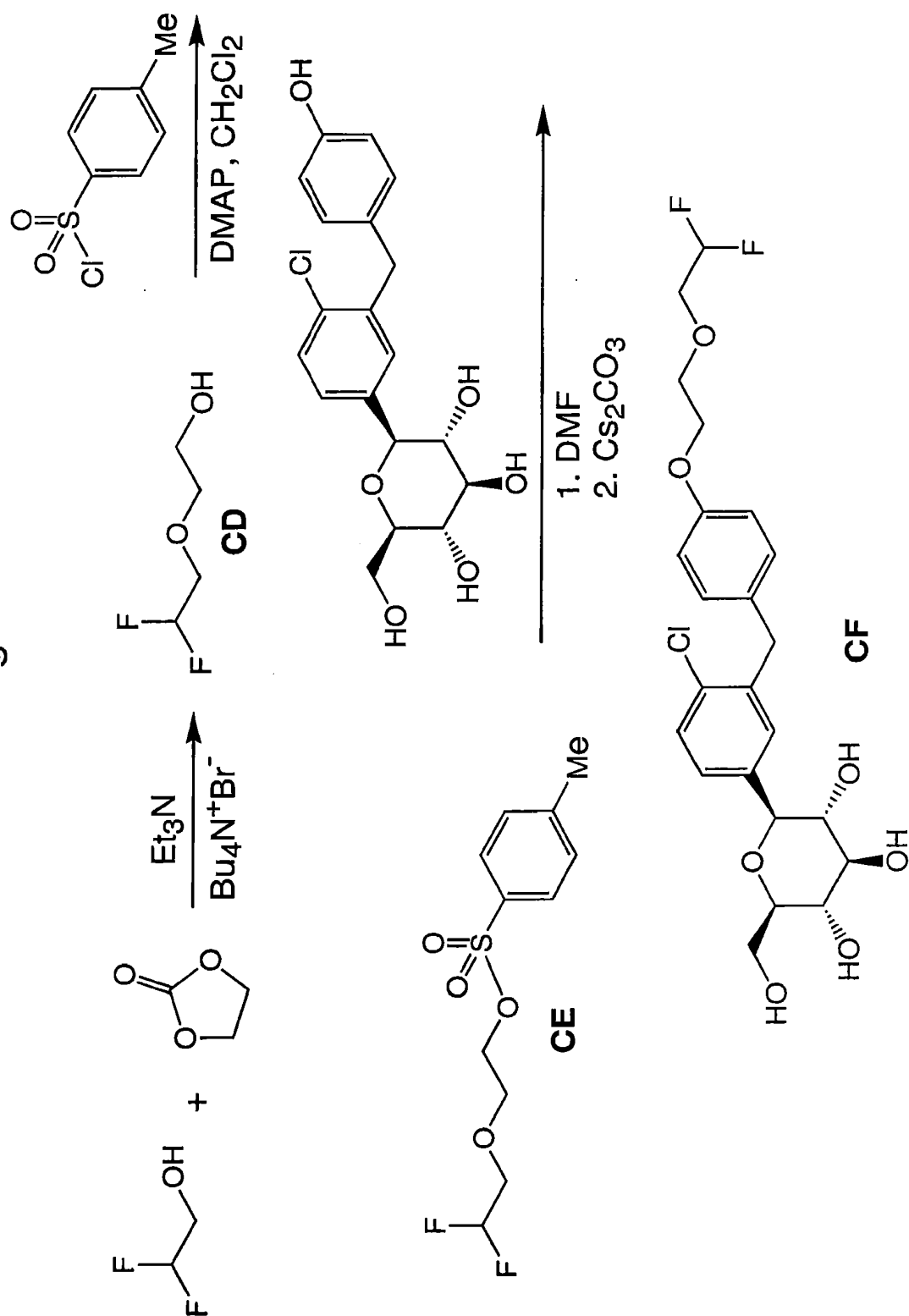


Fig. 24

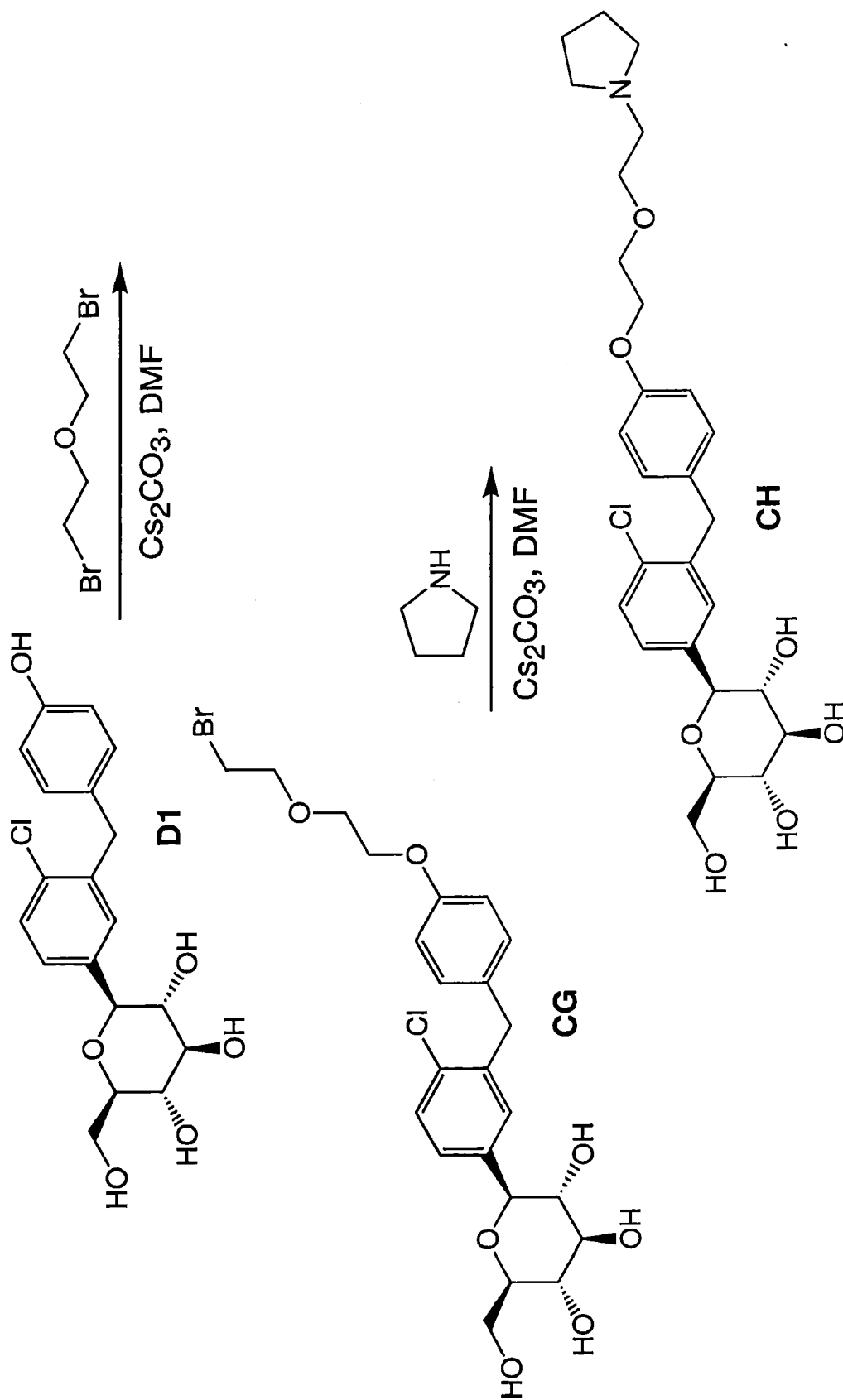


Fig. 25

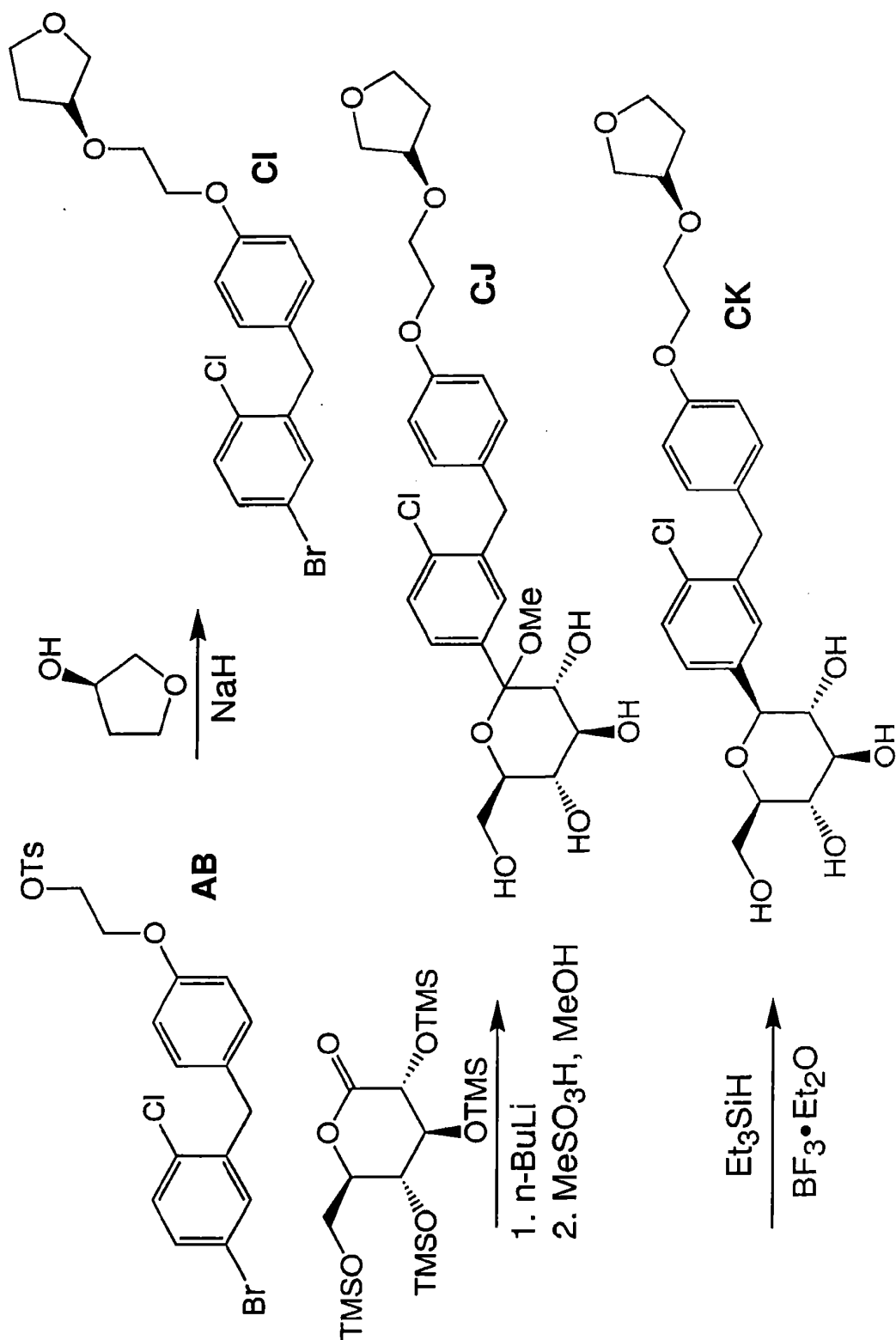


Fig. 26

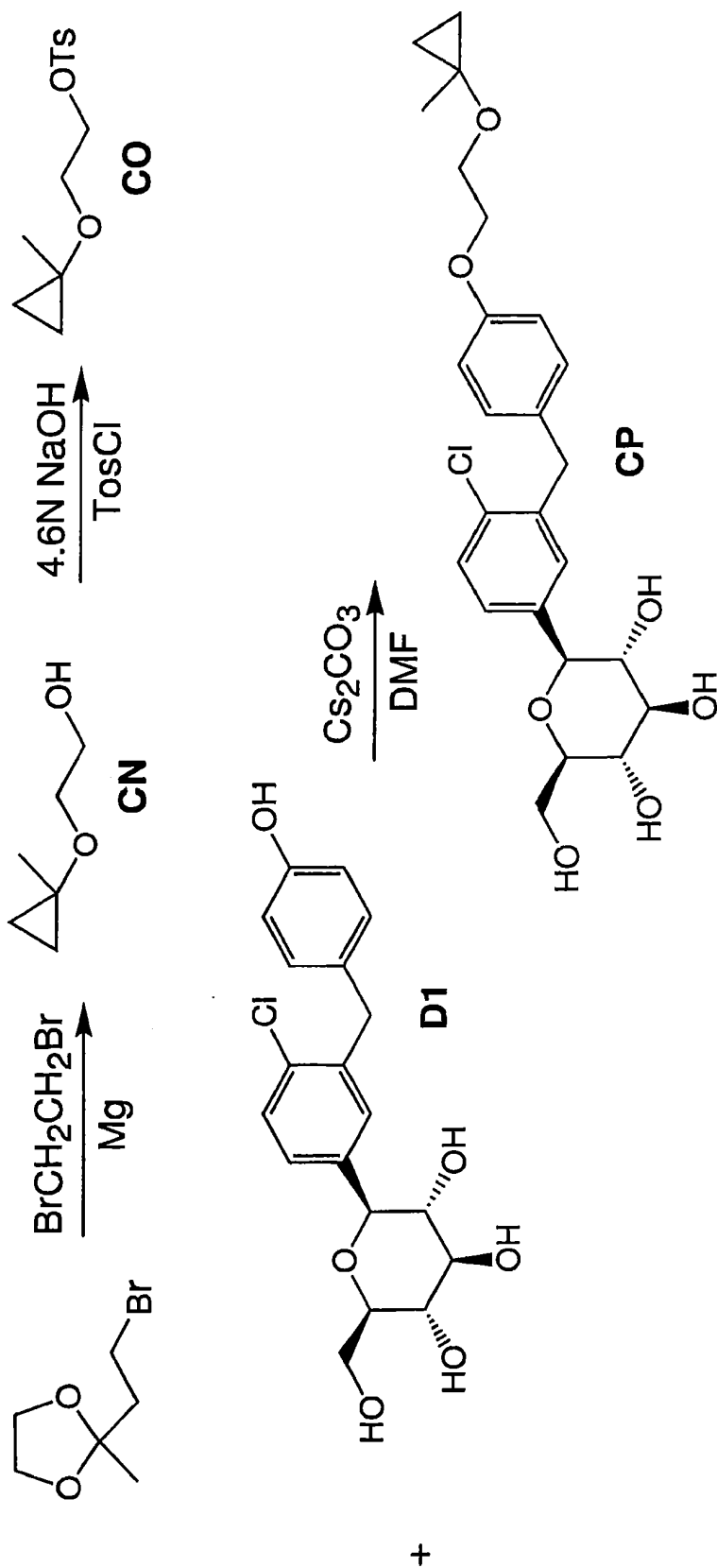


Fig. 27

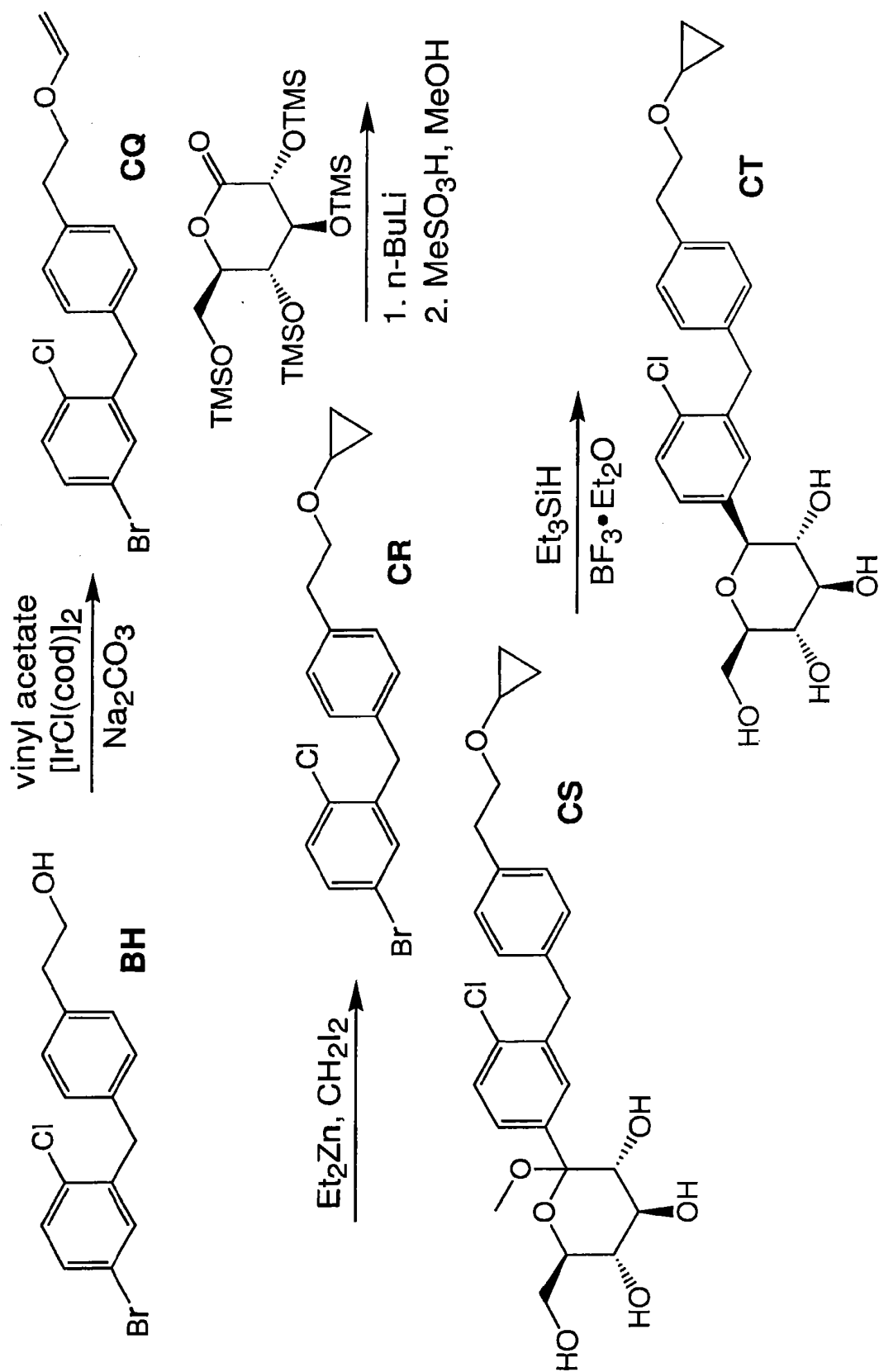


Fig. 28

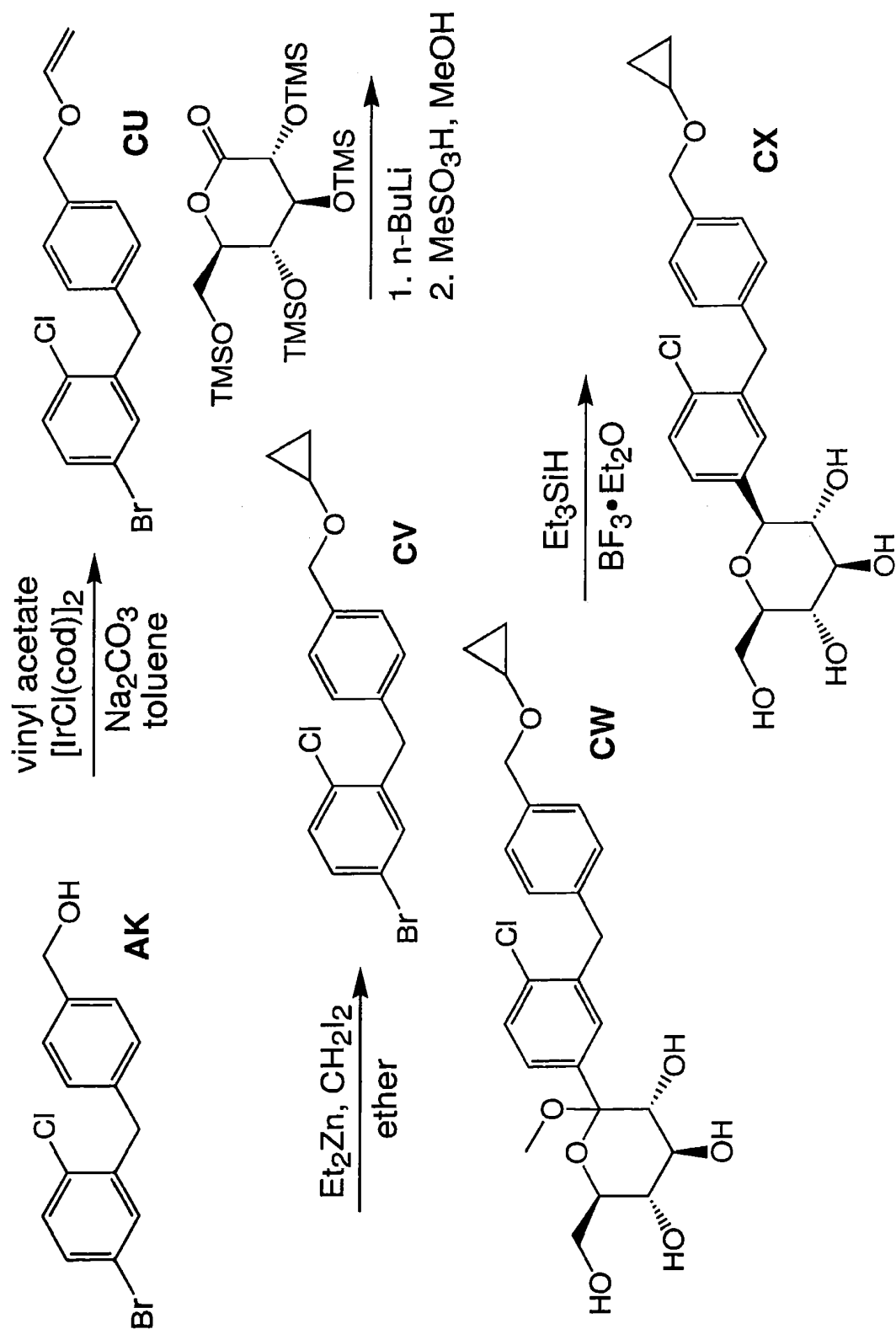


Fig. 29 (Sheet 1)

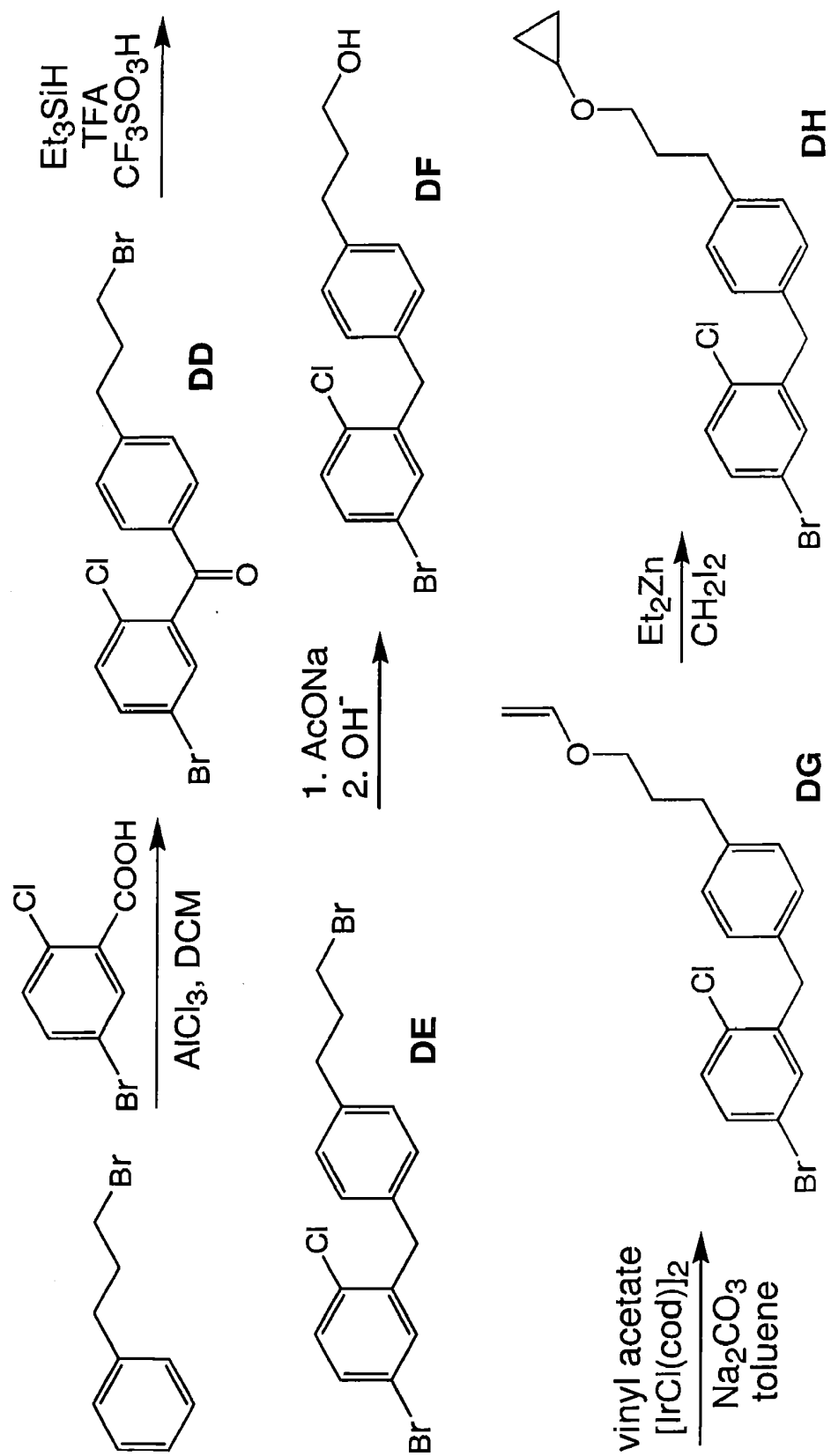


Fig. 29 (Sheet 2)

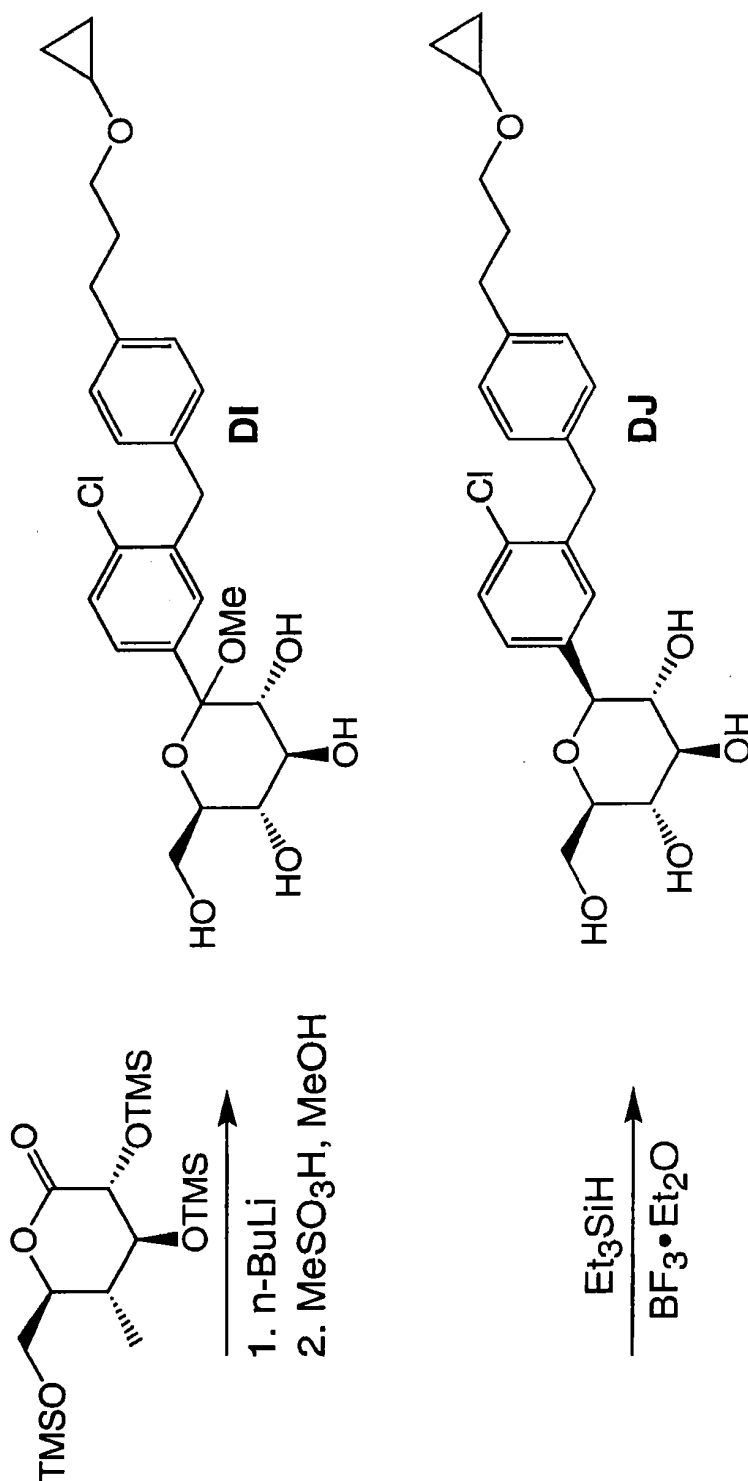


Fig. 30 (Sheet 1)

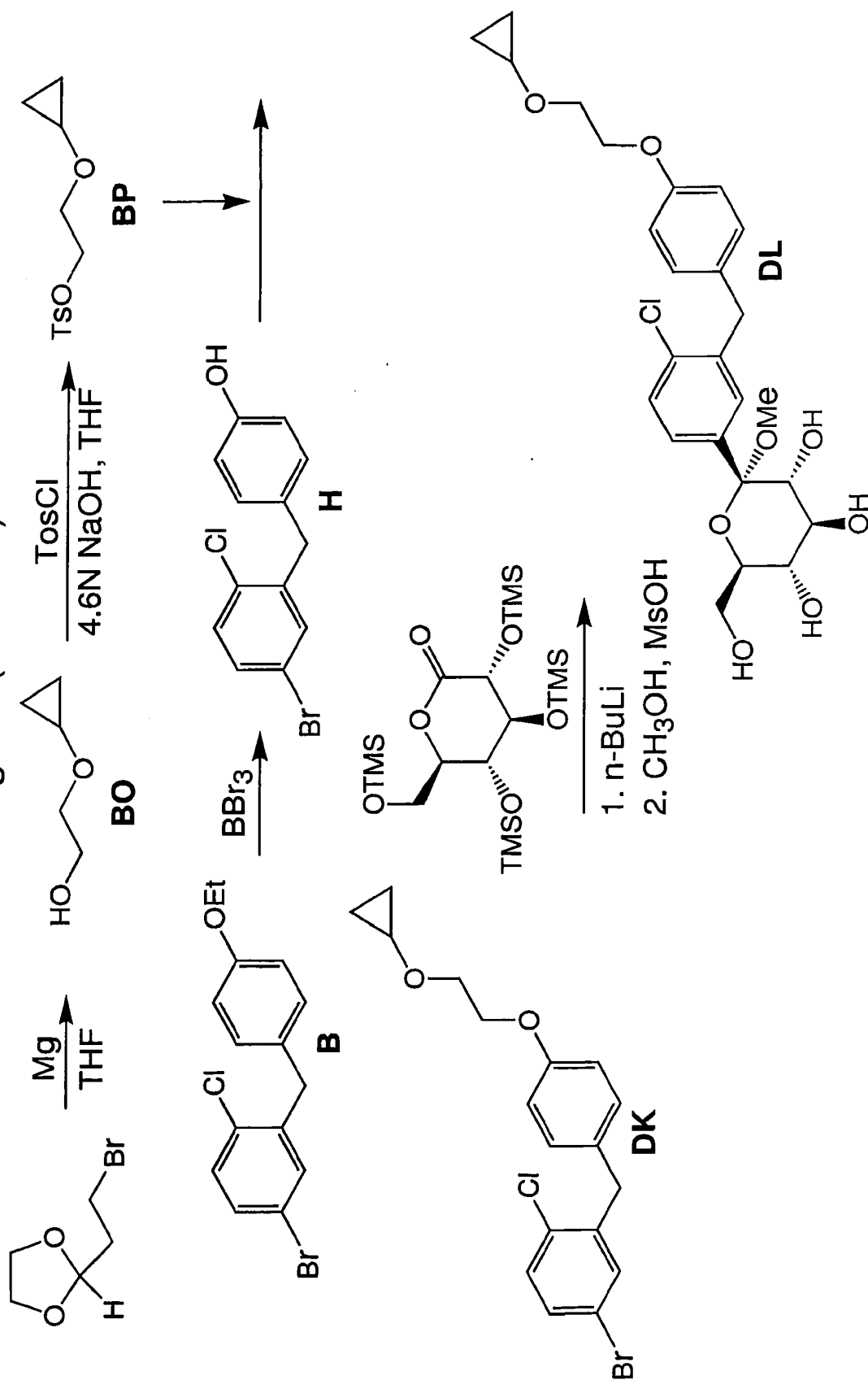


Fig. 30 (Sheet 2)

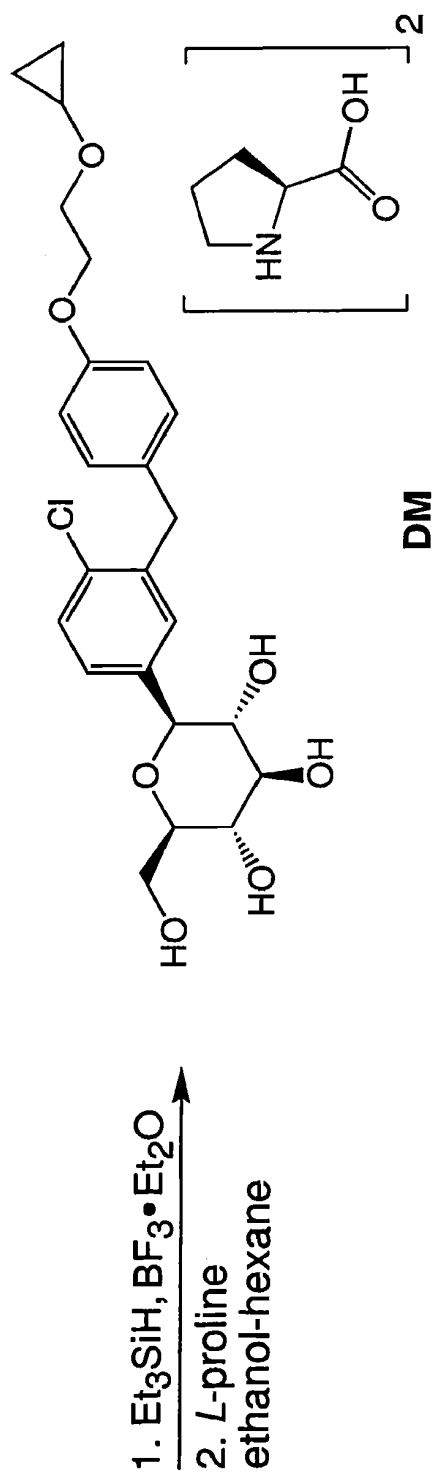


Fig. 31

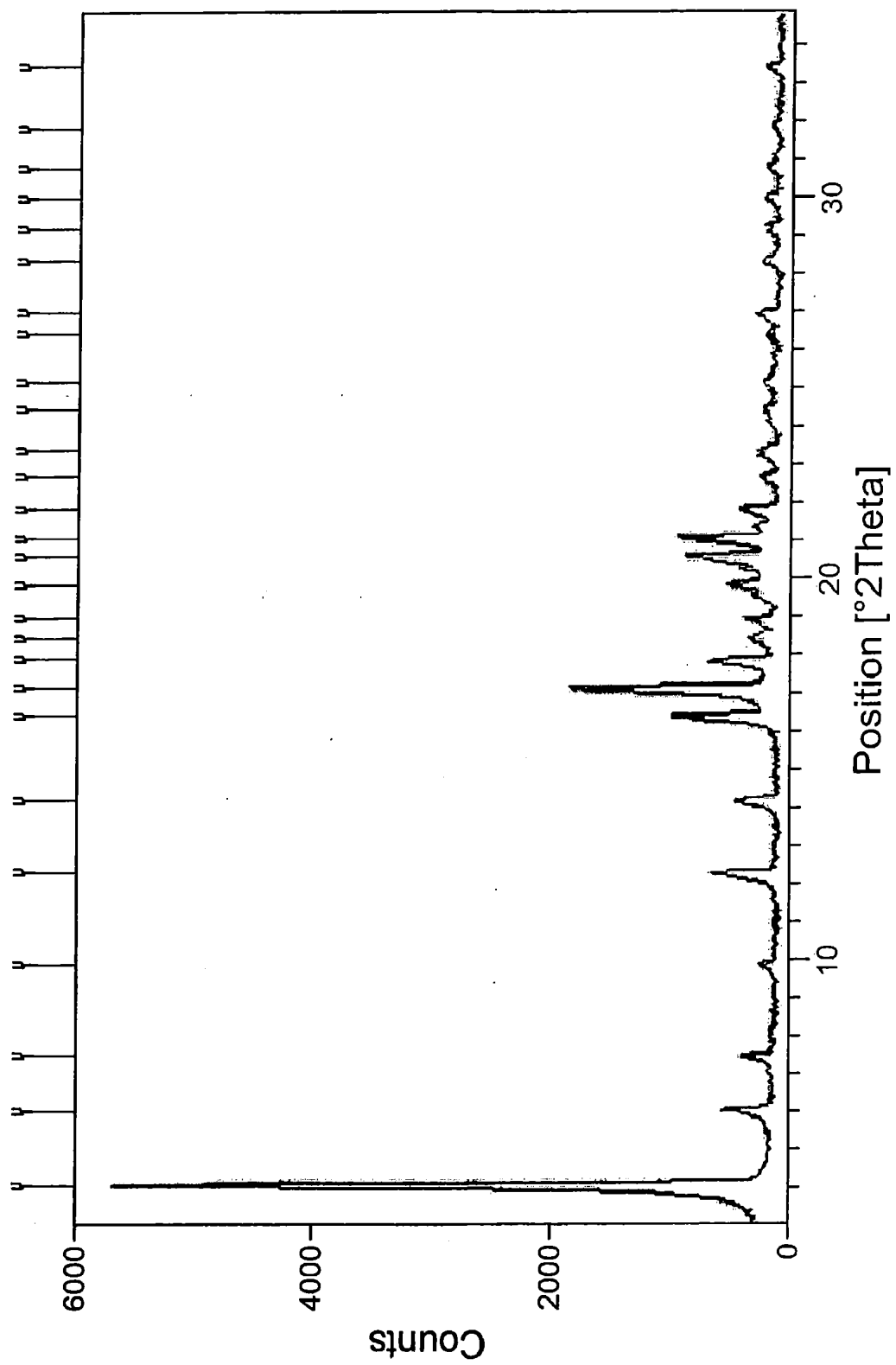
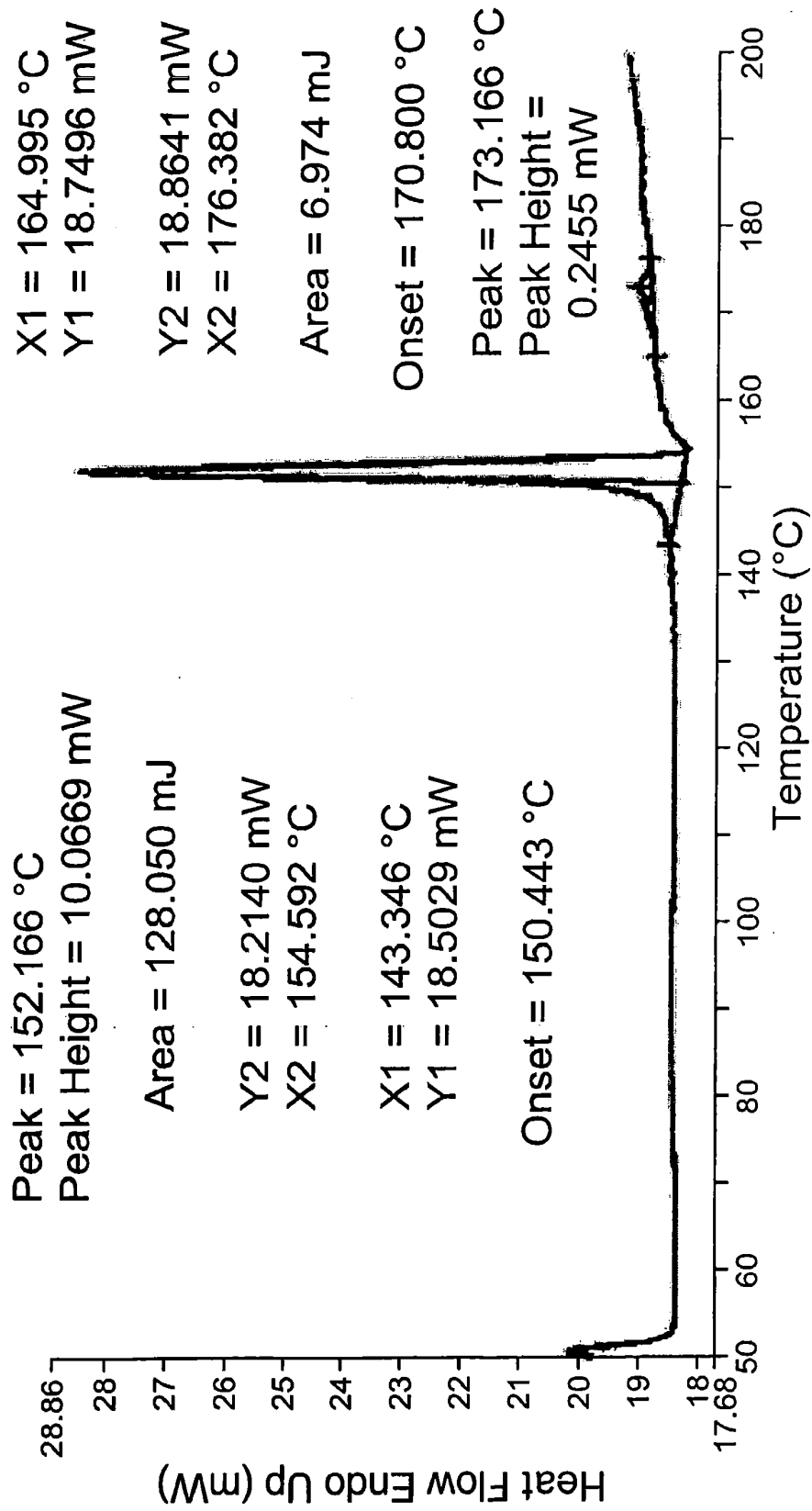


Fig. 32

Perkin-Elmer Thermal Analysis



1) Heat from 50.00°C to 200.00°C at 10.00°C/min

REFERENCES CITED IN THE DESCRIPTION

This list of references cited by the applicant is for the reader's convenience only. It does not form part of the European patent document. Even though great care has been taken in compiling the references, errors or omissions cannot be excluded and the EPO disclaims all liability in this regard.

Patent documents cited in the description

- US 95762507 P [0001]
- US 6414126 B [0005]
- US 20040138439 A [0005] [0205]
- US 20050209166 A [0005]
- US 20050233988 A [0005]
- WO 2005085237 A [0005]
- US 7094763 B [0005]
- US 20060009400 A [0005]
- US 20060019948 A [0005]
- US 20060035841 A [0005]
- US 20060122126 A [0005]
- US 20060234953 A [0005]
- WO 2006108842 A [0005]
- US 20070049537 A [0005]
- WO 2007136116 A [0005]
- US 6683056 B [0005]
- US 20050187168 A [0005]
- US 20060166899 A [0005]
- US 20060234954 A [0005]
- US 20060247179 A [0005]
- US 20070185197 A [0005]
- WO 2006080421 A [0005]
- WO 2006011469 A [0005]
- US 20050209309 A [0005]
- WO 2006073197 A [0005]
- US 6638521 B [0078]
- US 6635680 B [0078]
- US 6624200 B [0078]
- US 6613361 B [0078]
- US 6613358 B [0078]
- US 6596308 B [0078]
- US 6589563 B [0078]
- US 6562375 B [0078]
- US 6548084 B [0078]
- US 6541020 B [0078]
- US 6537579 B [0078]
- US 6528080 B [0078]
- US 6524621 B [0078]
- US 6607751 B [0078]
- US 6599529 B [0078]
- US 6569463 B [0078]
- US 6565883 B [0078]
- US 6482440 B [0078]
- US 6403597 B [0078]
- US 6319919 B [0078]
- US 6150354 A [0078]
- US 6080736 A [0078]
- US 5672356 A [0078]
- US 5472704 A [0078]
- US 5445829 A [0078]
- US 5312817 A [0078]
- US 5296483 A [0078]
- US 6589549 B [0084]
- US 6544548 B [0084]
- US 6517864 B [0084]
- US 6512010 B [0084]
- US 6465006 B [0084]
- US 6379696 B [0084]
- US 6312717 B [0084]
- US 6310177 B [0084]
- US 6869947 B [0091]
- US 6727261 B [0091]
- US 6710040 B [0091]
- US 6432969 B [0091]
- US 6172081 B [0091]
- US 6011155 A [0091]
- US 6984645 B [0091]
- US 6919323 B [0091]
- US 6670380 B [0091]
- US 6649622 B [0091]
- US 6548529 B [0091]
- US 5753675 A [0094]
- US 5691322 A [0094]
- US 5506219 A [0094]
- US 4686237 A [0094]
- US 4647576 A [0094]
- US 4613610 A [0094]
- US 4499289 A [0094]
- US 5595872 A [0094]
- US 5739135 A [0094]
- US 5712279 A [0094]
- US 5760246 A [0094]
- US 5827875 A [0094]
- US 5885983 A [0094]
- US 5962440 A [0094]
- US 6197798 B [0094]
- US 6617325 B [0094]
- US 6821967 B [0094]
- US 6878707 B [0094]
- WO 9712615 A [0094]
- WO 9712613 A [0094]
- WO 9638144 A [0094]
- US 5712396 A [0094]
- US 4924024 A [0094]
- US 4871721 A [0094]

Non-patent literature cited in the description

- **ARAKAWA K et al.** *Br J Pharmacol*, 2001, vol. 132, 578-86 [0005]
- **OKU A et al.** *Diabetes*, 1999, vol. 48, 1794-1800 [0005]
- **SANTER R et al.** *J Am Soc Nephrol*, 2003, vol. 14, 2873-82 [0005]
- Remington: The Science and Practice of Pharmacy. Lippencott Williams & Wilkins, 2003 [0034] [0076] [0088]
- *Int. J. Pharm.*, 1995, vol. 115, 61-67 [0048]
- **T. HIGUCHI ; V. STELLA.** Prodrugs as Novel Delivery Systems. *ACS Symposium Series*, 1975, vol. 14 [0048]
- **H. BUNDGAARD.** Design of Prodrugs. Elsevier, 1985 [0048]
- Bioreversible Carriers in Drug Design. American Pharmaceutical Association and Pergamon Press, 1987 [0048]
- **T. W. GREENE ; P.G.M. WUTS.** Protective Groups in Organic Synthesis. Wiley, 1999 [0065]
- **HUANG et al.** *Drug Dev. Ind. Pharm.*, 2003, vol. 29, 79 [0077]
- **PEARNCLOB et al.** *Drug Dev. Ind. Pharm.*, 2003, vol. 29, 925 [0077]
- **MAGGI et al.** *Eur. J. Pharm. Biopharm.*, 2003, vol. 55, 99 [0077]
- **KHANVILKAR et al.** *Drug Dev. Ind. Pharm.*, 2002, vol. 228, 601 [0077]
- **SCHMIDT et al.** *Int. J. Pharm.*, 2001, vol. 216, 9 [0077]
- Goodman and Gilman's The Pharmacological Basis of Therapeutics. McGraw-Hill, 2006 [0088]
- **VATS, R.K. et al.** *Current Science*, 25 January 2005, vol. 88 (2), 241-249 [0091]
- **VATS, R.K. et al.** *Current Science*, 25 January 2005, vol. 88, 241-249 [0091]
- **NILSSON BM.** *J. Med. Chem.*, 2006, vol. 49, 4023-4034 [0095]
- **ANTEL J et al.** *J. Med. Chem.*, 2006, vol. 49, 4008-4016 [0095]
- **HANDLON AL ; ZHOU H.** *J. Med. Chem.*, 2006, vol. 49, 4017-4022 [0095]
- **NARGUND RP et al.** *J. Med. Chem.*, 2006, vol. 49, 4035-4043 [0095]

(19)



(11)

EP 3 318 562 A3

(12)

EUROPEAN PATENT APPLICATION

(88) Date of publication A3:
12.09.2018 Bulletin 2018/37

(51) Int Cl.:
C07D 407/12 (2006.01) **C07D 309/10** (2006.01)
A61K 31/351 (2006.01) **A61P 3/10** (2006.01)

(43) Date of publication A2:
09.05.2018 Bulletin 2018/19

(21) Application number: **17190414.7**

(22) Date of filing: **22.08.2008**

(84) Designated Contracting States:
AT BE BG CH CY CZ DE DK EE ES FI FR GB GR
HR HU IE IS IT LI LT LU LV MC MT NL NO PL PT
RO SE SI SK TR
 Designated Extension States:
AL BA MK RS

(30) Priority: **23.08.2007 US 957625 P**

(62) Document number(s) of the earlier application(s) in
 accordance with Art. 76 EPC:
08798514.9 / 2 187 742

(71) Applicant: **Theracos Sub, LLC**
Marlborough, MA 01752 (US)

(72) Inventors:
 • **SONG, Yanli**
Shanghai 201210 (CN)
 • **CHEN, Yuanwei**
North Haven, CT 06473 (US)
 • **CHENG, Huawei**
Shanghai 201206 (CN)
 • **LI, Shengbin**
Shanghai 200136 (CN)

- **WU, Yuelin**
Shanghai 200127 (CN)
- **FENG, Yan**
Ridgefield, NJ 07657 (US)
- **LV, Binhua**
Shanghai 201203 (CN)
- **XU, Baihua**
Shanghai 201200 (CN)
- **SEED, Brian**
Boston, MA 02114 (US)
- **HADD, Michael J.**
San Diego, CA 92107 (US)
- **DU, Jiyan**
Shanghai 201800 (CN)
- **WANG, Congna**
Shanghai 201203 (CN)
- **ROBERGE, Jacques Y.**
Shanghai 200135 (CN)

(74) Representative: **J A Kemp**
14 South Square
Gray's Inn
London WC1R 5JJ (GB)

(54) **BENZYL BENZENE DERIVATIVES AND METHODS OF USE**

(57) Provided are compounds having an inhibitory effect on sodium-dependent glucose cotransporter SGLT. The invention also provides pharmaceutical compositions, methods of preparing the compounds, synthetic intermediates, and methods of using the compounds, independently or in combination with other therapeutic agents, for treating diseases and conditions which are affected by SGLT inhibition, such as diabetes mellitus. The compounds have formula IA below.

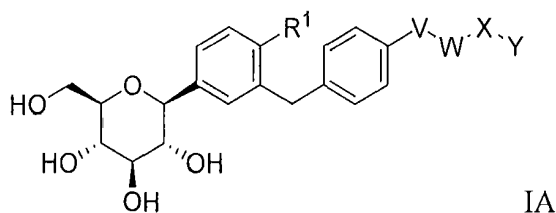
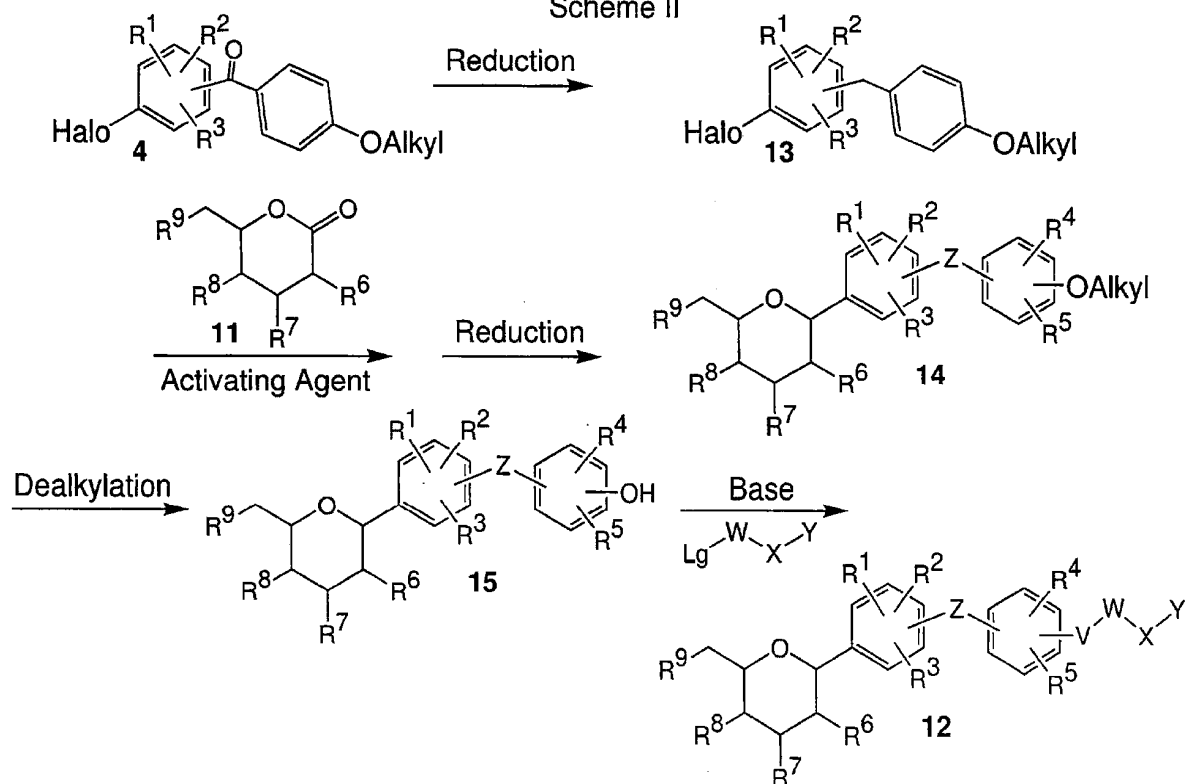

EP 3 318 562 A3

Fig. 2
Scheme II



PARTIAL EUROPEAN SEARCH REPORT

Application Number

under Rule 62a and/or 63 of the European Patent Convention.
This report shall be considered, for the purposes of
subsequent proceedings, as the European search report

EP 17 19 0414

DOCUMENTS CONSIDERED TO BE RELEVANT

Category	Citation of document with indication, where appropriate, of relevant passages	Relevant to claim	CLASSIFICATION OF THE APPLICATION (IPC)
X	US 2005/209166 A1 (ECKHARDT MATTHIAS [DE] ET AL) 22 September 2005 (2005-09-22) * page 34 - page 36; compounds 42, 48, 57 * -----	12-16	INV. C07D407/12 C07D309/10 A61K31/351 A61P3/10
A	CN 1 896 088 A (BRISTOL MYERS SQUIBB CO [US]) 17 January 2007 (2007-01-17) * claims 1-16 *	12-16	
A	DE 10 2004 012676 A1 (BOEHRINGER INGELHEIM PHARMA [DE]) 6 October 2005 (2005-10-06) * page 18 - page 28 *	12-16	
A	DE 10 2004 061145 A1 (BOEHRINGER INGELHEIM PHARMA [DE]) 22 June 2006 (2006-06-22) * page 42 - page 52 *	12-16	
A	WO 03/099836 A1 (SQUIBB BRISTOL MYERS CO [US]; ELLSWORTH BRUCE [US]; WASHBURN WILLIAM N) 4 December 2003 (2003-12-04) * claims 1-2 * ----- -/-	12-16	
			TECHNICAL FIELDS SEARCHED (IPC)
			C07D A61K

INCOMPLETE SEARCH

The Search Division considers that the present application, or one or more of its claims, does/do not comply with the EPC so that only a partial search (R.62a, 63) has been carried out.

Claims searched completely :

Claims searched incompletely :

Claims not searched :

Reason for the limitation of the search:

see sheet C

2

EPO FORM 1503 03.82 (P04E07)

Place of search	Date of completion of the search	Examiner
Munich	2 August 2018	Mezzato, Stefano
CATEGORY OF CITED DOCUMENTS X : particularly relevant if taken alone Y : particularly relevant if combined with another document of the same category A : technological background O : non-written disclosure P : intermediate document T : theory or principle underlying the invention E : earlier patent document, but published on, or after the filing date D : document cited in the application L : document cited for other reasons & : member of the same patent family, corresponding document		



PARTIAL EUROPEAN SEARCH REPORT

 Application Number
EP 17 19 0414

5

10

15

20

25

30

35

40

45

50

55

2

EPO FORM 1503 03.82 (P04C10)

DOCUMENTS CONSIDERED TO BE RELEVANT			CLASSIFICATION OF THE APPLICATION (IPC)
Category	Citation of document with indication, where appropriate, of relevant passages	Relevant to claim	
A	WO 2006/117359 A1 (BOEHRINGER INGELHEIM INT [DE]; BOEHRINGER INGELHEIM PHARMA [DE]; ECKHA) 9 November 2006 (2006-11-09) * page 16 - page 17 * -----	12-16	
A	US 2006/258749 A1 (ECKHARDT MATTHIAS [DE] ET AL) 16 November 2006 (2006-11-16) * page 28 - page 29 * -----	12-16	
A	WO 01/27128 A1 (ASTRAZENECA AB) 19 April 2001 (2001-04-19) * claims 10-14 * -----	12-16	
A	US 2006/063722 A1 (WASHBURN WILLIAM [US] ET AL) 23 March 2006 (2006-03-23) * claim 1 *	12-16	TECHNICAL FIELDS SEARCHED (IPC)
A	WO 02/083066 A2 (SQUIBB BRISTOL MYERS CO [US]; GOUGOUTAS JACK Z [US]) 24 October 2002 (2002-10-24) * claim 5 *	12-16	
A	WO 2006/064033 A2 (BOEHRINGER INGELHEIM INT [DE]; BOEHRINGER INGELHEIM PHARMA [DE]; ECKHA) 22 June 2006 (2006-06-22) * page 25 - page 30 *	12-16	
A	US 2006/189548 A1 (HIMMELSBACH FRANK [DE] ET AL) 24 August 2006 (2006-08-24) * page 28 - page 37 *	12-16	
A,D	WO 2006/108842 A1 (BOEHRINGER INGELHEIM INT [DE]; BOEHRINGER INGELHEIM PHARMA [DE]; HIMME) 19 October 2006 (2006-10-19) * page 40 - page 44 * ----- -/--	12-16	



PARTIAL EUROPEAN SEARCH REPORT

Application Number
EP 17 19 0414

DOCUMENTS CONSIDERED TO BE RELEVANT			CLASSIFICATION OF THE APPLICATION (IPC)
Category	Citation of document with indication, where appropriate, of relevant passages	Relevant to claim	
A	US 2006/251728 A1 (HIMMELSBACH FRANK [DE] ET AL) 9 November 2006 (2006-11-09) * page 7 *	12-16	
A,D	US 2004/138439 A1 (DESHPANDE PRASHANT P [US] ET AL) 15 July 2004 (2004-07-15) * examples 3-5 *	12-16	
A	DE 10 2004 040168 A1 (BOEHRINGER INGELHEIM PHARMA [DE]) 2 March 2006 (2006-03-02) * page 29 - page 47 *	12-16	
A	US 2003/114390 A1 (WASHBURN WILLIAM N [US] ET AL) 19 June 2003 (2003-06-19) * page 36 - page 37; tables 1-2 * * claims 9-13 *	12-16	TECHNICAL FIELDS SEARCHED (IPC)

2
EPO FORM 1503 03.82 (P04C10)



INCOMPLETE SEARCH SHEET C

Application Number

EP 17 19 0414

Claim(s) completely searchable:

12

Claim(s) searched incompletely:

13-16

Claim(s) not searched:

1-11

Reason for the limitation of the search:

1 Restricted search (Rule 63(1) EPC)

1.1 The initial phase of the search revealed a very large number of documents relevant to the issue of novelty.

1.2 Documents D1-D17 disclose compounds falling within the scope of present claims 1-11, 13-16 (see D1-D16: D1, page 34 - page 36; compounds 42,48,57; D2, claims 1-16; D3, page 18 - page 28; D4, page 42 - page 52; D5, claims 1-2; D6, page 16 - page 17; D7, page 28 - page 29; D8, claims 10-14; D9, claim 1; D10, claim 5; D11, page 25 - page 30; D12, page 28 - page 37; D13, page 40 - page 44; D14, page 7; D15, examples 3-5; D16, page 29 - page 47; D17, page 36 - page 37; tables 1-2; claims 9-13).

The compounds of D1-D17 are directed to the same use as those of the present application (the compounds are useful for inhibiting sodium-dependent glucose cotransporter SGLT for use in the prevention or treatment of type 1 and type 2 diabetes mellitus and complications of diabetes).

1.3 So many documents were retrieved that it is impossible to determine which parts of claims 1-11, 13-16 may be said to define subject-matter for which protection might legitimately be sought (Article 84 EPC). For these reasons, a meaningful search of the whole claimed subject-matter of claims 1-11, 13-16 could not be carried out (Rule 63 EPC).

1.4 In response to the Rule 63(1) EPC communication dated 16-02-2018, the applicant requested that the examiner focuses the search on the subject of revised claim 10 filed on 16-02-2018.

1.5 The applicant argued as follows in his reply.

The main claim would be directed to a compound for Formula IA in which the definitions of W, X and Y are limited to the values of W, X and Y that page 18 of the specification discloses are particularly preferred. W is limited to the particularly preferred groups recited on page 18, lines 13 to 14, in which the moiety C2-C6 alkynylene has been deleted. X is directed to the particularly preferred embodiments recited on page 18, lines 15 to 16 and Y is limited to the particularly preferred embodiments recited on page 18, lines 27 to 29.

If claim 10 is expressed as an independent claim then it is also necessary to incorporate the limitations of original claim 1 from which claim 10 depends. This has been expressed in paragraphs (i) and (ii) in the attached claim, based on page 116, lines 16 to 23. Claim 1 only allows X to be a single bond if certain criteria are fulfilled (see page 116, lines 24 to 27). To simplify claim 10 when written independently from original claim 1, this possibility of X being a single bond is omitted.

Claims 11 to 16 would then be renumbered as claims 2 to 7.

**INCOMPLETE SEARCH
SHEET C**

Application Number

EP 17 19 0414

5

10

15

20

25

30

35

40

45

50

55

1.6 The examiner believes that revised claim 10 (filed on 16-02-2018) does not have a valid basis (Art. 123(2) EPC) in the application as filed.

The new definitions of groups W, X, Y are not disclosed in the same context as formula IA in the description as filed. Formula IA is disclosed on pages 19-20, par. [0104]-[0105] of the description, groups W, X, Y are fully defined for this formula IA in par. [0104]-[0105], which do not refer back to any definitions of formula I. The new definitions of groups W, X, Y are instead derived from page 18 and refer to formula I of claim 1 as filed (see also page 11 of the description as filed) without any reference to formula IA.

1.7 Revised claim 10 (filed on 16-02-2018) represents an unallowable intermediate generalisation, this amendment cannot be allowed during examination (Art. 123(2) EPC).

Revised claim 10 cannot thus be used as a valid indication on which subject-matter to focus the search.

1.8 The subject-matter of claim 12 appears the only subject-matter that could be reasonably expected to be claimed later in the procedure in view of Art. 123(2) EPC.

The search has therefore been limited to the subject-matter of claim 12 as filed.



Application Number

EP 17 19 0414

CLAIMS INCURRING FEES

The present European patent application comprised at the time of filing claims for which payment was due.

☐ Only part of the claims have been paid within the prescribed time limit. The present European search report has been drawn up for those claims for which no payment was due and for those claims for which claims fees have been paid, namely claim(s):

☐ No claims fees have been paid within the prescribed time limit. The present European search report has been drawn up for those claims for which no payment was due.

LACK OF UNITY OF INVENTION

The Search Division considers that the present European patent application does not comply with the requirements of unity of invention and relates to several inventions or groups of inventions, namely:

see sheet B

☐ All further search fees have been paid within the fixed time limit. The present European search report has been drawn up for all claims.

☐ As all searchable claims could be searched without effort justifying an additional fee, the Search Division did not invite payment of any additional fee.

☒ Only part of the further search fees have been paid within the fixed time limit. The present European search report has been drawn up for those parts of the European patent application which relate to the inventions in respect of which search fees have been paid, namely claims:

12-16(partially)

☐ None of the further search fees have been paid within the fixed time limit. The present European search report has been drawn up for those parts of the European patent application which relate to the invention first mentioned in the claims, namely claims:

☐ The present supplementary European search report has been drawn up for those parts of the European patent application which relate to the invention first mentioned in the claims (Rule 164 (1) EPC).



LACK OF UNITY OF INVENTION
SHEET B

Application Number

EP 17 19 0414

The Search Division considers that the present European patent application does not comply with the requirements of unity of invention and relates to several inventions or groups of inventions, namely:

1. claims: 12-16(partially)

compounds M, P, R, T, AD, BQ, BT, CC, CF, CH, CK, CM, CP, DC, wherein an ethenyloxy group is connected to the phenyl

2. claims: 12-16(partially)

compounds X, Z, AV, BZ wherein a substituted-CH₂-O- group is connected to the phenyl

3. claims: 12-16(partially)

compounds BN, CT, CX, DJ, wherein an oxyalkyl group is connected to the phenyl

**ANNEX TO THE EUROPEAN SEARCH REPORT
ON EUROPEAN PATENT APPLICATION NO.**

EP 17 19 0414

5

This annex lists the patent family members relating to the patent documents cited in the above-mentioned European search report.
The members are as contained in the European Patent Office EDP file on
The European Patent Office is in no way liable for these particulars which are merely given for the purpose of information.

02-08-2018

10

Patent document cited in search report	Publication date	Patent family member(s)	Publication date
US 2005209166 A1	22-09-2005	AR 048041 A1	22-03-2006
		AR 077512 A2	31-08-2011
		AR 077513 A2	31-08-2011
		AT 557013 T	15-05-2012
		AU 2005225511 A1	06-10-2005
		BR PI0508830 A	14-08-2007
		CA 2557801 A1	06-10-2005
		CN 103030617 A	10-04-2013
		CN 103435581 A	11-12-2013
		CN 103450129 A	18-12-2013
		CN 103467423 A	25-12-2013
		CY 1112948 T1	09-12-2015
		DK 1730131 T3	13-08-2012
		EA 200601584 A1	27-04-2007
		EC SP066855 A	24-11-2006
		EP 1730131 A1	13-12-2006
		EP 2295422 A2	16-03-2011
		EP 2360164 A2	24-08-2011
		EP 2360165 A2	24-08-2011
		ES 2387881 T3	03-10-2012
		HK 1188775 A1	16-12-2016
		HK 1188776 A1	08-04-2016
		HK 1188777 A1	08-04-2016
		HR P20120627 T1	31-08-2012
		HU S1400056 I1	29-08-2016
		IL 177043 A	24-03-2013
		IL 218714 A	28-02-2013
		JP 4181605 B2	19-11-2008
		JP 5147314 B2	20-02-2013
		JP 5147469 B2	20-02-2013
		JP 2007246544 A	27-09-2007
		JP 2007522143 A	09-08-2007
		JP 2008208127 A	11-09-2008
		KR 20060133021 A	22-12-2006
		KR 20120007088 A	19-01-2012
		LU 92555 I2	24-11-2014
		ME 01422 B	20-12-2013
		MY 151336 A	15-05-2014
		NO 335264 B1	27-10-2014
		NO 2014028 I1	17-11-2014
		NZ 550464 A	29-10-2010
		PT 1730131 E	15-06-2012
		RS 52365 B	31-12-2012
		SG 151271 A1	30-04-2009
		SI 1730131 T1	31-08-2012
		TW I323264 B	11-04-2010

EPO FORM P0459

For more details about this annex : see Official Journal of the European Patent Office, No. 12/82

55

**ANNEX TO THE EUROPEAN SEARCH REPORT
ON EUROPEAN PATENT APPLICATION NO.**

EP 17 19 0414

5

This annex lists the patent family members relating to the patent documents cited in the above-mentioned European search report.
The members are as contained in the European Patent Office EDP file on
The European Patent Office is in no way liable for these particulars which are merely given for the purpose of information.

02-08-2018

10

Patent document cited in search report	Publication date	Patent family member(s)	Publication date
		US 2005209166 A1	22-09-2005
		US 2009023913 A1	22-01-2009
		US 2009326215 A1	31-12-2009
		US 2011178033 A1	21-07-2011
		US 2012296080 A1	22-11-2012
		US 2014046046 A1	13-02-2014
		WO 2005092877 A1	06-10-2005

CN 1896088 A	17-01-2007	CN 1896088 A	17-01-2007
		ZA 200202604 B	23-09-2003

DE 102004012676 A1	06-10-2005	CN 1930141 A	14-03-2007
		DE 102004012676 A1	06-10-2005
		UA 89040 C2	25-12-2009
		ZA 200605511 B	28-11-2007

DE 102004061145 A1	22-06-2006	NONE	

WO 03099836 A1	04-12-2003	AR 040032 A1	09-03-2005
		AT 353334 T	15-02-2007
		AU 2003237886 A1	12-12-2003
		BR 0311323 A	15-03-2005
		BR PI0311323 B1	26-09-2017
		BR 122017015091 B1	15-05-2018
		CA 2486539 A1	04-12-2003
		CN 1653075 A	10-08-2005
		CN 101092409 A	26-12-2007
		CN 101628905 A	20-01-2010
		CN 102627676 A	08-08-2012
		CN 104230866 A	24-12-2014
		DE 60311649 T2	22-11-2007
		DK 1506211 T3	10-04-2007
		EP 1506211 A1	16-02-2005
		ES 2280759 T3	16-09-2007
		GE P20084403 B	25-06-2008
		HK 1068214 A1	24-08-2007
		HK 1205120 A1	11-12-2015
		HR P20041084 A2	30-06-2005
		IS 7529 A	16-11-2004
		JP 5090621 B2	05-12-2012
		JP 5340077 B2	13-11-2013
		JP 5584738 B2	03-09-2014
		JP 5604568 B2	08-10-2014
		JP 2005531588 A	20-10-2005
		JP 2009275050 A	26-11-2009
		JP 2012207037 A	25-10-2012

EPO FORM P0459

For more details about this annex : see Official Journal of the European Patent Office, No. 12/82

55

**ANNEX TO THE EUROPEAN SEARCH REPORT
ON EUROPEAN PATENT APPLICATION NO.**

EP 17 19 0414

5

This annex lists the patent family members relating to the patent documents cited in the above-mentioned European search report.
The members are as contained in the European Patent Office EDP file on
The European Patent Office is in no way liable for these particulars which are merely given for the purpose of information.

02-08-2018

10

Patent document cited in search report	Publication date	Patent family member(s)	Publication date
		JP 2014028807 A	13-02-2014
		KR 20050004161 A	12-01-2005
		LU 92182 I2	17-06-2013
		LU 92496 I2	10-09-2014
		ME 00091 B	10-10-2010
		ME P13008 A	10-06-2010
		MX 249731 B	01-10-2007
		MY 142499 A	30-11-2010
		NO 329107 B1	23-08-2010
		NO 2013007 I1	29-04-2013
		NZ 536605 A	31-05-2007
		PE 07602004 A1	20-11-2004
		PL 210304 B1	30-12-2011
		PT 1506211 E	30-04-2007
		RS 99204 A	15-12-2006
		RU 2337916 C2	10-11-2008
		RU 2013115635 A	20-10-2014
		SI 1506211 T1	31-10-2007
		TW 200404813 A	01-04-2004
		UA 77306 C2	15-03-2005
		US 2002137903 A1	26-09-2002
		WO 03099836 A1	04-12-2003
		ZA 200409295 B	22-02-2006

WO 2006117359 A1	09-11-2006	AR 053720 A1	16-05-2007
		AR 087208 A2	26-02-2014
		AT 452883 T	15-01-2010
		AU 2006243859 A1	09-11-2006
		BR PI0610994 A2	10-08-2010
		CA 2606650 A1	09-11-2006
		CN 101155794 A	02-04-2008
		CY 1109870 T1	10-09-2014
		DK 1888552 T3	12-04-2010
		EA 200702346 A1	28-04-2008
		EP 1888552 A1	20-02-2008
		EP 2166007 A1	24-03-2010
		ES 2337498 T3	26-04-2010
		HK 1115133 A1	23-12-2011
		HR P20100033 T1	31-03-2010
		IL 187087 A	30-06-2011
		JP 4226070 B2	18-02-2009
		JP 2008540373 A	20-11-2008
		JP 2009046513 A	05-03-2009
		KR 20080015424 A	19-02-2008
		ME 01173 B	20-03-2013
		MY 142108 A	15-09-2010

EPO FORM P0459

For more details about this annex : see Official Journal of the European Patent Office, No. 12/82

55

**ANNEX TO THE EUROPEAN SEARCH REPORT
ON EUROPEAN PATENT APPLICATION NO.**

EP 17 19 0414

5

This annex lists the patent family members relating to the patent documents cited in the above-mentioned European search report.
The members are as contained in the European Patent Office EDP file on
The European Patent Office is in no way liable for these particulars which are merely given for the purpose of information.

02-08-2018

10

Patent document cited in search report	Publication date	Patent family member(s)	Publication date
		NZ 563563 A	26-11-2010
		PE 10632009 A1	19-08-2009
		PE 13742006 A1	09-01-2007
		PT 1888552 E	02-03-2010
		SI 1888552 T1	30-04-2010
		TW 1344465 B	01-07-2011
		UA 91546 C2	10-08-2010
		US 2007249544 A1	25-10-2007
		US 2010099641 A1	22-04-2010
		UY 29505 A1	30-11-2006
		WO 2006117359 A1	09-11-2006
		ZA 200705883 B	25-09-2008

US 2006258749 A1	16-11-2006	AR 057010 A1	07-11-2007
		AU 2006245712 A1	16-11-2006
		BR PI0608603 A2	19-01-2010
		CA 2606577 A1	16-11-2006
		CA 2835779 A1	16-11-2006
		CN 101193903 A	04-06-2008
		CN 103524468 A	22-01-2014
		EA 200702347 A1	28-04-2008
		EP 1881990 A1	30-01-2008
		HK 1116802 A1	11-07-2014
		IL 187229 A	29-02-2012
		IL 215274 A	31-07-2013
		JP 4834080 B2	07-12-2011
		JP 2008540489 A	20-11-2008
		KR 20080017343 A	26-02-2008
		NZ 564028 A	29-07-2011
		SG 10201503667Y A	29-06-2015
		TW 1384981 B	11-02-2013
		US 2006258749 A1	16-11-2006
		US 2010240879 A1	23-09-2010
		US 2015322053 A1	12-11-2015
		WO 2006120208 A1	16-11-2006

WO 0127128 A1	19-04-2001	AR 026024 A1	26-12-2002
		AT 295848 T	15-06-2005
		AU 781009 B2	28-04-2005
		BR 0014722 A	25-02-2003
		CA 2388818 A1	19-04-2001
		CN 1407990 A	02-04-2003
		CO 5251414 A1	28-02-2003
		CZ 20021285 A3	12-02-2003
		DE 60020259 D1	23-06-2005
		DE 60020259 T2	19-01-2006

EPO FORM P0459

For more details about this annex : see Official Journal of the European Patent Office, No. 12/82

55

**ANNEX TO THE EUROPEAN SEARCH REPORT
ON EUROPEAN PATENT APPLICATION NO.**

EP 17 19 0414

5

This annex lists the patent family members relating to the patent documents cited in the above-mentioned European search report.
The members are as contained in the European Patent Office EDP file on
The European Patent Office is in no way liable for these particulars which are merely given for the purpose of information.

02-08-2018

10

Patent document cited in search report	Publication date	Patent family member(s)	Publication date
		EG 24515 A	19-08-2009
		EP 1224195 A1	24-07-2002
		ES 2240179 T3	16-10-2005
		HK 1044541 A1	11-11-2005
		HU 230727 B1	28-12-2017
		HU 0300393 A2	28-06-2003
		IL 148806 A	16-06-2010
		JP 4365554 B2	18-11-2009
		JP 2003511458 A	25-03-2003
		KR 20020063876 A	05-08-2002
		MX 237254 B	26-05-2006
		NO 332798 B1	14-01-2013
		NO 20021721 A	10-06-2002
		NZ 518029 A	27-08-2004
		PE 10002001 A1	25-11-2001
		PL 355018 A1	22-03-2004
		PT 1224195 E	29-07-2005
		RU 2262507 C2	20-10-2005
		TR 200200986 T2	22-07-2002
		TW 1254714 B	11-05-2006
		US 6414126 B1	02-07-2002
		WO 0127128 A1	19-04-2001

US 2006063722 A1	23-03-2006	AR 051446 A1	17-01-2007
		AT 419260 T	15-01-2009
		AU 2005286608 A1	30-03-2006
		BR PI0516954 A	30-09-2008
		CA 2581673 A1	30-03-2006
		CN 101065391 A	31-10-2007
		CY 1110889 T1	10-06-2015
		DK 1791852 T3	06-04-2009
		EP 1791852 A2	06-06-2007
		ES 2318570 T3	01-05-2009
		HK 1098759 A1	09-04-2009
		HR P20090113 T3	31-03-2009
		JP 4945450 B2	06-06-2012
		JP 2008514625 A	08-05-2008
		KR 20070054672 A	29-05-2007
		NZ 553669 A	26-03-2010
		PE 09692006 A1	24-09-2006
		PT 1791852 E	20-03-2009
		RU 2007113701 A	27-10-2008
		SI 1791852 T1	31-12-2009
		TW 1318114 B	11-12-2009
		UA 88647 C2	10-11-2009
		US 2006063722 A1	23-03-2006

EPO FORM P0459

For more details about this annex : see Official Journal of the European Patent Office, No. 12/82

55

**ANNEX TO THE EUROPEAN SEARCH REPORT
ON EUROPEAN PATENT APPLICATION NO.**

EP 17 19 0414

5

This annex lists the patent family members relating to the patent documents cited in the above-mentioned European search report.
The members are as contained in the European Patent Office EDP file on
The European Patent Office is in no way liable for these particulars which are merely given for the purpose of information.

02-08-2018

10

Patent document cited in search report	Publication date	Patent family member(s)	Publication date
		WO 2006034489 A2	30-03-2006
		ZA 200702158 B	27-08-2008

WO 02083066 A2	24-10-2002	AT 318272 T	15-03-2006
		CA 2444481 A1	24-10-2002
		DE 60209343 T2	26-10-2006
		DK 1385856 T3	15-05-2006
		EP 1385856 A2	04-02-2004
		ES 2258141 T3	16-08-2006
		JP 2004536047 A	02-12-2004
		US 2003064935 A1	03-04-2003
		WO 02083066 A2	24-10-2002

WO 2006064033 A2	22-06-2006	AT 407938 T	15-09-2008
		CA 2587639 A1	22-06-2006
		EP 1828216 A2	05-09-2007
		ES 2314743 T3	16-03-2009
		JP 2008524162 A	10-07-2008
		TW 200635599 A	16-10-2006
		US 2006142210 A1	29-06-2006
		WO 2006064033 A2	22-06-2006

US 2006189548 A1	24-08-2006	AR 056185 A1	26-09-2007
		AT 445608 T	15-10-2009
		CA 2595257 A1	31-08-2006
		EP 1856082 A1	21-11-2007
		ES 2334940 T3	17-03-2010
		JP 5264183 B2	14-08-2013
		JP 2008531520 A	14-08-2008
		TW 200640473 A	01-12-2006
		US 2006189548 A1	24-08-2006
		WO 2006089872 A1	31-08-2006

WO 2006108842 A1	19-10-2006	AR 056864 A1	31-10-2007
		AT 453656 T	15-01-2010
		CA 2605245 A1	19-10-2006
		EP 1874787 A1	09-01-2008
		ES 2338041 T3	03-05-2010
		JP 5238492 B2	17-07-2013
		JP 2008535895 A	04-09-2008
		TW 200720286 A	01-06-2007
		US 2006234953 A1	19-10-2006
		WO 2006108842 A1	19-10-2006

US 2006251728 A1	09-11-2006	AT 459611 T	15-03-2010
		CA 2606679 A1	09-11-2006

EPO FORM P0459

For more details about this annex : see Official Journal of the European Patent Office, No. 12/82

55

**ANNEX TO THE EUROPEAN SEARCH REPORT
ON EUROPEAN PATENT APPLICATION NO.**

EP 17 19 0414

5

This annex lists the patent family members relating to the patent documents cited in the above-mentioned European search report.
The members are as contained in the European Patent Office EDP file on
The European Patent Office is in no way liable for these particulars which are merely given for the purpose of information.

02-08-2018

10

Patent document cited in search report	Publication date	Patent family member(s)	Publication date
		EP 1888551 A1	20-02-2008
		ES 2339805 T3	25-05-2010
		JP 5091853 B2	05-12-2012
		JP 2008540374 A	20-11-2008
		US 2006251728 A1	09-11-2006
		WO 2006117360 A1	09-11-2006

US 2004138439 A1	15-07-2004	AU 2003299966 A1	10-08-2004
		BR 0317929 A	11-04-2006
		CA 2512389 A1	29-07-2004
		CN 1756759 A	05-04-2006
		CN 101260130 A	10-09-2008
		EP 1581543 A2	05-10-2005
		JP 2006516257 A	29-06-2006
		KR 20050090437 A	13-09-2005
		MX PA05007052 A	18-08-2005
		TW 200424213 A	16-11-2004
		TW 200801030 A	01-01-2008
		US 2004138439 A1	15-07-2004
		US 2007238866 A1	11-10-2007
		US 2011201795 A1	18-08-2011
		US 2014243517 A1	28-08-2014
		WO 2004063209 A2	29-07-2004

DE 102004040168 A1	02-03-2006	NONE	

US 2003114390 A1	19-06-2003	NONE	

15

20

25

30

35

40

45

50

55

EPO FORM P0459

For more details about this annex : see Official Journal of the European Patent Office, No. 12/82

摘 要

本发明提供对钠依赖性葡萄糖共转运蛋白 **SGLT** 具有抑制作用的化合物。本发明还提供药物组合物、制备所述化合物的方法、合成中间体，及所述化合物独立地或与其它治疗剂组合使用用于治疗受 **SGLT** 抑制所影响的疾病及病状的方法。