

F. J. UHL,
TAB FOR MUSIC SHEET LEAVES.
APPLICATION FILED FEB. 8, 1917.

1,234,974.

Patented July 31, 1917.

Fig-2 -

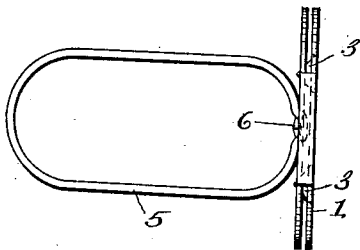


Fig-1 -

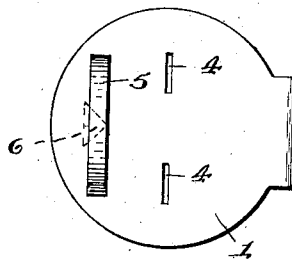


Fig-3 -

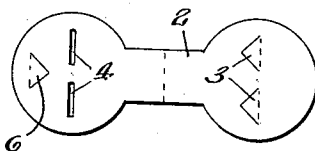
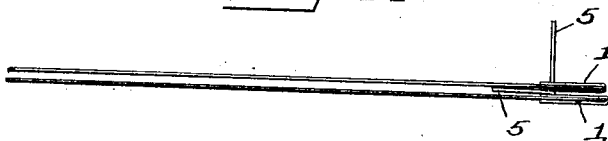


Fig-4 -



INVENTOR
Frank J. Uhl
BY
Lawrence A. Biddle
ATTORNEYS

UNITED STATES PATENT OFFICE.

FRANK J. UHL, OF SYRACUSE, NEW YORK.

TAB FOR MUSIC-SHEET LEAVES.

1,234,974.

Specification of Letters Patent. Patented July 31, 1917.

Application filed February 8, 1917. Serial No. 147,306.

To all whom it may concern:

Be it known that I, FRANK J. UHL, a citizen of the United States, and a resident of Syracuse, in the county of Onondaga and State of New York, have invented a certain new and useful Tab for Music-Sheet Leaves, of which the following is a specification.

This invention has for its object a particularly simple and efficient tab for book leaves, and especially for sheet music and the pages of music books, which tab flattens between the leaves when the book or sheet music is closed, and stands upright in position to be readily taken hold of when the book is opened at the page provided with the tab.

In describing this invention, reference is had to the accompanying drawings in which like characters designate corresponding parts in all the views.

Figures 1 and 2 are respectively, a plan and a side elevation of the detached tab.

Fig. 3 is a plan view of the blank from which the clip is formed.

Fig. 4 is a fragmentary view illustrating the leaves of a book provided with my tab.

Preferably, the tab includes means for attachment to the leaf and a flexible resilient tab member arranged to flatten between the leaves when the book is closed and to spring to upright position when the book is opened to the page to which the tab is applied.

The means for attachment to the leaf as here shown includes a clip 1 formed from a sheet metal blank 2 folded upon itself, one flap thereof having tangs or teeth 3 which enter holes 4 in the opposing flap and thus fastening the clip to the sheet. The resilient tab member is here shown as a rubber loop 5 having one end portion thereof secured to the clip by means of a tang 6 struck from the clip and clenched over the strand of the rubber loop.

This rubber loop 5 is arranged to normally spring upright as shown in Fig. 4 in which position it can be readily taken hold of in order to turn the sheet over quickly, and when the sheet music or the book is folded, the band folds between the leaves.

This tab is economical in construction, is

readily applied to the leaves, and is particularly advantageous in that the tab member thereof always springs into position in which it can be quickly grasped.

What I claim is:

1. A tab for music sheet leaves comprising means for attachment to the leaf and a flexible resilient tab member arranged to flatten between the leaves when the book is closed and to spring into upright position when the book is opened to the page to which the tab is applied, substantially as and for the purpose described.

2. A tab for music sheet leaves comprising a clip for attachment to the leaf, and a resilient tab member arranged to fold between the leaves and to spring to upright position when the leaf overlying that to which the clip is attached, is turned over, substantially as and for the purpose specified.

3. A tab for music sheet leaves comprising a rubber tab member arranged to normally stand in upright position and to fold flatwise between the leaves when the book is closed and means for attaching the tab member to the leaves, substantially as and for the purpose set forth.

4. A tab for music sheet leaves comprising a clip for attachment to the leaf and a rubber loop held by the clip in position to flatten between the leaves when the book is closed and to stand upright when the book is opened to the page to which the tab is attached, substantially as and for the purpose described.

5. A music sheet tab comprising a clip for attachment to the sheet, the clip having a tang struck therefrom, a rubber band secured to the clip by the tang and arranged to normally project upwardly from the page, substantially as and for the purpose specified.

In testimony whereof, I have hereunto signed my name at Syracuse, in the county of Onondaga, and State of New York, this 6th day of January, 1917.

FRANK J. UHL.