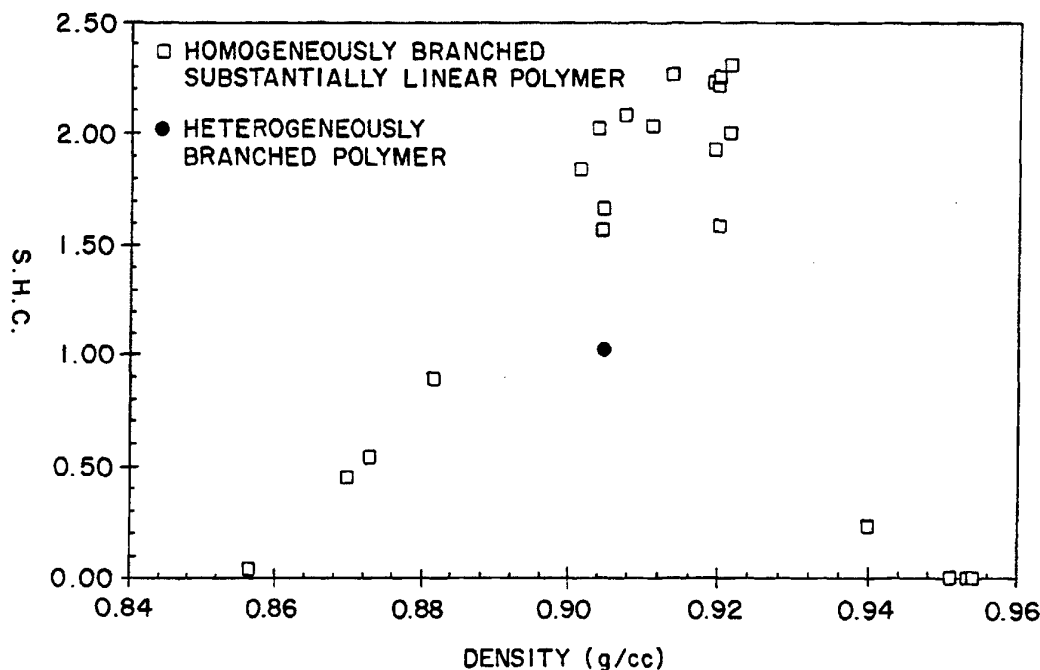




INTERNATIONAL APPLICATION PUBLISHED UNDER THE PATENT COOPERATION TREATY (PCT)

(51) International Patent Classification ⁵ : C08L 23/16	A1	(11) International Publication Number: WO 94/25523 (43) International Publication Date: 10 November 1994 (10.11.94)
(21) International Application Number: PCT/US94/04406 (22) International Filing Date: 19 April 1994 (19.04.94) (30) Priority Data: 08/054,379 28 April 1993 (28.04.93) US (71) Applicant: THE DOW CHEMICAL COMPANY [US/US]; 2030 Dow Center, Abbott Road, Midland, MI 48640 (US). (72) Inventors: CHUM, Pak, Wing, Steve; 126 Juniper Street, Lake Jackson, TX 77566 (US). MARKOVICH, Ronald, P.; 1403 Bayou Oak Drive, Friendswood, TX 77546 (US). KNIGHT, George, W.; 1618 North Road, Lake Jackson, TX 77566 (US). LAI, Shih-Yaw; 4523 Bermuda Drive, Sugar Land, TX 77479 (US). (74) Agent: WARRICK, Noreen, D.; The Dow Chemical Company, Patent Dept., Building B-1211, 2301 N. Brazosport Boulevard, Freeport, TX 77541 (US).		(81) Designated States: AT, AU, BB, BG, BR, BY, CA, CH, CN, CZ, DE, DK, ES, FI, GB, HU, JP, KR, KZ, LK, LU, LV, MG, MN, MW, NL, NO, NZ, PL, PT, RO, RU, SD, SE, SI, SK, UA, UZ, European patent (AT, BE, CH, DE, DK, ES, FR, GB, GR, IE, IT, LU, MC, NL, PT, SE), OAPI patent (BF, BJ, CF, CG, CI, CM, GA, GN, ML, MR, NE, SN, TD, TG). Published <i>With international search report.</i>

(54) Title: FABRICATED ARTICLES MADE FROM ETHYLENE POLYMER BLENDS



(57) Abstract

The disclosed ethylene polymer compositions have at least one homogeneously branched substantially linear ethylene/ α -olefin interpolymers and at least one heterogeneously branched ethylene polymer. The homogeneously branched linear or substantially linear ethylene/ α -olefin interpolymers have a density from about 0.88 to about 0.935 g/cm³ and a slope of strain hardening coefficient greater than or equal to about 1.3. Films made from such formulated compositions have surprisingly good impact and tensile properties, and have an especially good combination of modulus and toughness.

FOR THE PURPOSES OF INFORMATION ONLY

Codes used to identify States party to the PCT on the front pages of pamphlets publishing international applications under the PCT.

AT	Austria	GB	United Kingdom	MR	Mauritania
AU	Australia	GE	Georgia	MW	Malawi
BB	Barbados	GN	Guinea	NE	Niger
BE	Belgium	GR	Greece	NL	Netherlands
BF	Burkina Faso	HU	Hungary	NO	Norway
BG	Bulgaria	IE	Ireland	NZ	New Zealand
BJ	Benin	IT	Italy	PL	Poland
BR	Brazil	JP	Japan	PT	Portugal
BY	Belarus	KE	Kenya	RO	Romania
CA	Canada	KG	Kyrgyzstan	RU	Russian Federation
CF	Central African Republic	KP	Democratic People's Republic of Korea	SD	Sudan
CG	Congo	KR	Republic of Korea	SE	Sweden
CH	Switzerland	KZ	Kazakhstan	SI	Slovenia
CI	Côte d'Ivoire	LI	Liechtenstein	SK	Slovakia
CM	Cameroon	LK	Sri Lanka	SN	Senegal
CN	China	LU	Luxembourg	TD	Chad
CS	Czechoslovakia	LV	Latvia	TG	Togo
CZ	Czech Republic	MC	Monaco	TJ	Tajikistan
DE	Germany	MD	Republic of Moldova	TT	Trinidad and Tobago
DK	Denmark	MG	Madagascar	UA	Ukraine
ES	Spain	ML	Mali	US	United States of America
FI	Finland	MN	Mongolia	UZ	Uzbekistan
FR	France			VN	Viet Nam
GA	Gabon				

FABRICATED ARTICLES MADE FROM ETHYLENE POLYMER BLENDS

Thin film products fabricated from linear low density polyethylene (LLDPE) and/or high density polyethylene (HDPE) are widely used for packaging applications such as merchandise bags, grocery sacks, and industrial liners. For these applications, films with high tensile strength, as well as high impact strength, are desired because film producers can down gauge their film products and still retain packaging performance.

Previous attempts were made to optimize film tensile strength and yield strength by blending various heterogeneous polymers together on theoretical basis. While such blends exhibited a synergistic response to increase the film yield strength, the film impact strength followed the rule of mixing, often resulting in a "destructive synergism" (i.e., the film impact strength was actually lower than film made from one of the two components used to make the blend).

For example, it is known that while improved modulus linear polyethylene resin can be produced by blending high density polyethylene with a very low density polyethylene (VLDPE), the impact strength of the resin blend follows the rule of mixing.

There is a continuing need to develop polymers which can be formed into fabricated articles having these combinations of properties (e.g., improved modulus, yield strength, impact strength and tear strength, preferably greater dart impact for a given yield strength in the case of films and greater IZOD impact for molded parts). The need is especially great for polymers which can be made into film which can also be down gauged without loss of strength properties, resulting in savings for film manufacturers and consumers, as well as protecting the environment by source reduction.

Surprisingly, we have now discovered compositions useful in films and molded parts having synergistically enhanced physical properties, which compositions comprise a blend of at least one homogeneously branched ethylene/ α -olefin interpolymer and at least one heterogeneously branched ethylene/ α -olefin interpolymer.

In particular, formulated ethylene/ α -olefin compositions have now been discovered to have improved physical and mechanical strength and are useful in making fabricated articles. Films made from these novel compositions exhibit surprisingly good impact and
5 tensile properties, and an especially good combination of modulus, yield, ultimate tensile, and toughness (e.g., dart impact).

The compositions comprise from 10 percent (by weight of the total composition) to 95 percent (by weight of the total composition) of :

10 (A) at least one homogeneously branched substantially linear ethylene/ α -olefin interpolymer having:

(i) a density from 0.88 grams/cubic centimeter (g/cm^3) to 0.935 g/cm^3 ,

(ii) a molecular weight distribution (M_w/M_n) from
15 1.8 to 2.8,

(iii) a melt index (I_2) from 0.001 grams/10 minutes (g/10 min) to 10 g/10 min ,

(iv) no linear polymer fraction, and

(v) a single melting peak as measured using
20 differential scanning calorimetry; and

(B) at least one heterogeneously branched ethylene polymer having a density from 0.91 g/cm^3 to 0.965 g/cm^3 .

In another aspect, the compositions comprise from 10 percent (by weight of the total composition) to 95 percent (by weight
25 of the total composition) of :

(A) at least one homogeneously branched linear ethylene/ α -olefin interpolymer having:

(i) a density from 0.88 grams/cubic centimeter (g/cm^3) to 0.935 g/cm^3 ,

(ii) a molecular weight distribution (M_w/M_n) from
30 1.8 to 2.8,

(iii) a melt index (I_2) from 0.001 grams/10 minutes (g/10 min) to 10 g/10 min ,

(iv) no linear polymer fraction, and

(v) a single melting peak as measured using
35 differential scanning calorimetry; and

(B) at least one heterogeneously branched ethylene polymer having a density from 0.91 g/cm³ to 0.965 g/cm³.

In another aspect, the invention provides a composition, particularly useful as a sealant layer for barrier bags comprising an
5 ethylene polymer composition comprising from 30 to 40 percent (by weight of the total composition) of at least one homogeneously branched linear or substantially linear ethylene/ α -olefin interpolymer having a melt index of from 2.5 to 4 g/10 minutes and a density of from 0.89 to 0.91 g/cm³, and from 60 to 70 percent (by weight of the
10 total composition) of a heterogeneously branched ethylene/ α -olefin interpolymer having a melt index of from 2.5 to 4 g/10 minutes and a density of from 0.91 to 0.93 g/cm³, wherein said composition is characterized by a melt index of from 2.5 to 4 g/10 minutes and by a density of from 0.89 to 0.92 g/cm³.

15 In another aspect, the invention provides a composition particularly useful as a sealant layer for lamination comprising an ethylene polymer composition comprising from 40 to 50 percent (by weight of the total composition) of at least one homogeneously branched linear or substantially linear ethylene/ α -olefin interpolymer
20 having a melt index of from 0.7 to 1.3 g/10 minutes and a density of from 0.89 to 0.91 g/cm³, and from 50 to 60 percent (by weight of the total composition) of a heterogeneously branched ethylene/ α -olefin interpolymer having a melt index of from 2.3 to 3.7 g/10 minutes and a density of from 0.91 to 0.935 g/cm³, wherein said composition is
25 characterized by a melt index of from 1.5 to 2.5 g/10 minutes and by a density of from 0.90 to 0.93 g/cm³.

In another aspect, the invention provides a composition particularly useful for liners characterized by good impact and tensile strength and modulus, comprising an ethylene polymer
30 composition comprising from 30 to 40 percent (by weight of the total composition) of at least one homogeneously branched linear or substantially linear ethylene/ α -olefin interpolymer having a melt index of from 0.3 to 0.7 g/10 minutes and a density of from 0.88 to 0.91 g/cm³, and from 60 to 70 percent (by weight of the total
35 composition) of a heterogeneously branched ethylene/ α -olefin interpolymer having a melt index of from 0.8 to 1.4 g/10 minutes and a

density of from 0.92 to 0.94 g/cm³, wherein said composition is characterized by a melt index of from 0.7 to 1 g/10 minutes and by a density of from 0.90 to 0.93 g/cm³.

Preferably, both the homogeneously branched substantially linear ethylene/ α -olefin interpolymer and the homogeneously branched linear ethylene/ α -olefin interpolymer each have a slope of strain hardening coefficient greater than or equal to 1.3.

These and other embodiments are more fully described in the following detailed descriptions, wherein:

Figure 1 shows the relationship between the density and the slope of strain hardening coefficient for homogeneously branched substantially linear ethylene/ α -olefin interpolymers used in the compositions disclosed herein, in comparison with a heterogeneously branched ethylene/ α -olefin copolymer; and

Figure 2 shows the short chain branching distribution (as measured by analytical temperature rising elution fractionation (ATREF)) for a homogeneously branched substantially linear ethylene/1-octene copolymer used in the invention, in comparison with DowlexTM 2045 (a heterogeneously branched ethylene/1-octene copolymer made by The Dow Chemical Company).

The Homogeneously Branched Ethylene Polymer

The homogeneously branched ethylene/ α -olefin interpolymers useful for forming the compositions described herein are those in which the comonomer is randomly distributed within a given interpolymer molecule and wherein substantially all of the interpolymer molecules have the same ethylene/comonomer ratio within that interpolymer. The homogeneity of the interpolymers is typically described by the SCBDI (Short Chain Branch Distribution Index) or CDBI (Composition Distribution Branch Index) and is defined as the weight percent of the polymer molecules having a comonomer content within 50 percent of the median total molar comonomer content. The CDBI of a polymer is readily calculated from data obtained from techniques known in the art, such as, for example, temperature rising elution fractionation (abbreviated herein as "TREF") as described, for example, in Wild et al, Journal of Polymer Science, Poly. Phys. Ed., Vol. 20, p. 441 (1982), in U.S. Patent 4,798,081 (Hazlitt et al.), or

in U.S. Patent 5,089,321 (Chum et al.). The SCBDI or CDBI for the linear and for the substantially linear olefin polymers of the present invention is preferably greater than 30 percent, especially greater than 50 percent. The homogeneous ethylene/ α -olefin polymers used in
5 this invention essentially lack a measurable "high density" fraction as measured by the TREF technique (i.e., the homogeneously branched ethylene/ α -olefin polymers do not contain a polymer fraction with a degree of branching less than or equal to 2 methyls/1000 carbons). The homogeneously branched ethylene/ α -olefin polymers also do not
10 contain any highly short chain branched fraction (i.e., the homogeneously branched ethylene/ α -olefin polymers do not contain a polymer fraction with a degree of branching equal to or more than 30 methyls/1000 carbons).

The homogeneously branched ethylene/ α -olefin interpolymers
15 for use in the present invention typically are interpolymers of ethylene with at least one C₃-C₂₀ α -olefin and/or C₄-C₁₈ diolefins. Copolymers of ethylene and 1-octene are especially preferred. The term "interpolymer" is used herein to indicate a copolymer, or a terpolymer, or the like. That is, at least one other comonomer is
20 polymerized with ethylene to make the interpolymer. Ethylene copolymerized with two or more comonomers can also be used to make the homogeneously branched ethylene/ α -olefin interpolymers useful in this invention. Preferred comonomers include the C₃-C₂₀ α -olefins, especially propene, isobutylene, 1-butene, 1-hexene, 4-methyl-1-
25 pentene, 1-heptene, 1-octene, 1-nonene, and 1-decene, more preferably 1-butene, 1-hexene, 4-methyl-1-pentene and 1-octene.

The homogeneously branched ethylene/ α -olefin interpolymer is preferably a homogeneously branched substantially linear ethylene/ α -olefin interpolymer as described in U. S. Patent No. 5,272,236. The
30 homogeneously branched ethylene/ α -olefin interpolymer can also be a linear ethylene/ α -olefin interpolymer as described in U. S. Patent No. 3,645,992 (Elston).

The substantially linear ethylene/ α -olefin interpolymers are not "linear" polymers in the traditional sense of the term, as
35 used to describe linear low density polyethylene (e.g., Ziegler polymerized linear low density polyethylene (LLDPE)), nor are they

highly branched polymers, as used to describe low density polyethylene (LDPE). Rather, the substantially linear ethylene/ α -olefin interpolymers of the present invention are as described in US Patent No. 5,272,236. In particular, "substantially linear" means that the
5 polymer backbone is substituted with from 0.01 long-chain branches/1000 carbons to 3 long-chain branches/1000 carbons, preferably from 0.01 long-chain branches/1000 carbons to 1 long-chain branch/1000 carbons, more preferably from 0.05 long-chain branches/1000 carbons to 1 long-chain branch/1000 carbons. Long-chain
10 branching is here defines as a chain length of at least 6 carbon atoms, above which the length cannot be distinguished using 13°C nuclear magnetic resonance spectroscopy, yet the long-chain branch can be about the same length as the length of the polymer backbone.

Substantially linear ethylene/ α -olefin interpolymers are
15 prepared using constrained geometry catalyst as described in U. S. Patent No. 5,272,236.

The term "linear ethylene/ α -olefin interpolymers" means that the interpolymers does not have long chain branching. That is, the linear ethylene/ α -olefin interpolymers has an absence of long chain
20 branching, as for example the linear low density polyethylene polymers or linear high density polyethylene polymers made using uniform (i.e., homogeneous) branching distribution polymerization processes such as is described in U. S. Patent No. 3,645,992. Linear ethylene/ α -olefin interpolymers are those in which the comonomer is randomly distributed
25 within a given interpolymers molecule and wherein substantially all of the interpolymers molecules have the same ethylene/comonomer ratio within that interpolymers. The term "linear ethylene/ α -olefin interpolymers" does not refer to high pressure branched (free-radical polymerized) polyethylene which is known to those skilled in the art
30 to have numerous long chain branches. The branching distribution of the homogeneously branched linear ethylene/ α -olefin interpolymers is the same or substantially the same as that described for the homogeneously branched substantially linear ethylene/ α -olefin interpolymers, with the exception that the linear ethylene/ α -olefin
35 interpolymers do not have any long chain branching.

Both the homogeneously branched substantially linear and linear ethylene/ α -olefin interpolymers have a single melting point, as opposed to traditional heterogeneously branched Ziegler polymerized ethylene/ α -olefin copolymers having two or more melting points, as
5 determined using differential scanning calorimetry (DSC).

The density of the homogeneously branched linear or substantially linear ethylene/ α -olefin interpolymers (as measured in accordance with ASTM D-792) for use in the present invention is generally from 0.89 g/cm³ to 0.935 g/cm³, preferably from 0.9 g/cm³ to
10 0.92 g/cm³.

The amount of the homogeneously branched linear or substantially linear ethylene/ α -olefin polymer incorporated into the composition varies depending upon the heterogeneously branched ethylene polymer to which it is combined. However, about 50 percent
15 (by weight of the total composition) of the homogeneous linear or substantially linear ethylene/ α -olefin polymer is especially preferred in the novel compositions disclosed herein.

The molecular weight of the homogeneously branched linear or substantially linear ethylene/ α -olefin interpolymers for use in the
20 present invention is conveniently indicated using a melt index measurement according to ASTM D-1238, Condition 190° C/2.16 kg (formerly known as "Condition (E)" and also known as I₂). Melt index is inversely proportional to the molecular weight of the polymer. Thus, the higher the molecular weight, the lower the melt index,
25 although the relationship is not linear. The lower melt index limit for the homogeneously branched linear or substantially linear ethylene/ α -olefin interpolymers useful herein is generally 0.001 grams/10 minutes (g/10 min). The upper melt index limit for the homogeneously branched linear or substantially linear ethylene/ α -
30 olefin interpolymers is typically 10 g/10 min, preferably less than 1 g/10 min, and especially less than 0.5 g/10 min.

Another measurement useful in characterizing the molecular weight of the homogeneously branched linear or substantially linear ethylene/ α -olefin interpolymers is conveniently indicated using a melt
35 index measurement according to ASTM D-1238, Condition 190°C/10 kg (formerly known as "Condition (N)" and also known as I₁₀). The ratio

of the I_{10} and I_2 melt index terms is the melt flow ratio and is designated as I_{10}/I_2 . Generally, the I_{10}/I_2 ratio for the homogeneously branched linear ethylene/ α -olefin interpolymers is about 5.6. For the homogeneously branched substantially linear ethylene/
5 α -olefin interpolymers used in the compositions of the invention, the I_{10}/I_2 ratio indicates the degree of long chain branching, i.e., the higher the I_{10}/I_2 ratio, the more long chain branching in the interpolmer. Generally, the I_{10}/I_2 ratio of the homogeneously branched substantially linear ethylene/ α -olefin interpolymers is at
10 least 6, preferably at least 7, especially at least 8. For the homogeneously branched substantially linear ethylene/ α -olefin interpolymers, the higher the I_{10}/I_2 ratio, the better the processability.

Other additives such as antioxidants (e.g., hindered
15 phenolics (e.g., Irganox® 1010 made by Ciba Geigy Corp.), phosphites (e.g., Irgafos® 168 also made by Ciba Geigy Corp.), cling additives (e.g., PIB), antiblock additives, pigments, fillers, and the like can also be included in the formulations, to the extent that they do not interfere with the enhanced formulation properties of the composition
20 of the invention.

Molecular Weight Distribution Determination

The molecular weight distribution of the linear or substantially linear olefin interpolmer product samples is analyzed by gel permeation chromatography (GPC) on a Waters 150°C high
25 temperature chromatographic unit equipped with three mixed porosity columns (Polymer Laboratories 10^3 , 10^4 , 10^5 , and 10^6), operating at a system temperature of 140°C. The solvent is 1,2,4-trichlorobenzene, from which 0.3 percent by weight solutions of the samples are prepared for injection. The flow rate is 1.0 milliliter/minute and the
30 injection size is 200 microliters. A differential refractometer is being used as the detector.

The molecular weight determination is deduced by using narrow molecular weight distribution polystyrene standards (from Polymer Laboratories) in conjunction with their elution volumes. The
35 equivalent polyethylene molecular weights are determined by using appropriate Mark-Houwink coefficients for polyethylene and polystyrene

(as described by Williams and Word in Journal of Polymer Science, Polymer Letters, Vol. 6, (621) 1968, to derive the following equation:

$$M_{\text{polyethylene}} = a * (M_{\text{polystyrene}})^b.$$

In this equation, $a = 0.4316$ and $b = 1.0$. Weight average molecular weight, M_w , is calculated in the usual manner according to the following formula: $M_w = \sum w_i * M_i$, where w_i and M_i are the weight fraction and molecular weight, respectively, of the i^{th} fraction eluting from the GPC column.

For both the homogeneously branched linear and substantially linear ethylene/ α -olefin polymers, the molecular weight distribution (M_w/M_n) is preferably from 1.8 to 2.8, more preferably from 1.89 to 2.2 and especially 2.

Determination of the Slope of Strain Hardening Coefficient

The slope of strain hardening is measured by compression molding a plaque from the polymer to be tested. Typically, the plaque is molded at about 177°C for 4 minutes under almost no pressure and then pressed for 3 minutes under a pressure of about 200 psi (1400 kPa). The plaque is then allowed to cool at about 8°C/minute while still under 200 psi (1400 kPa) pressure. The molded plaque has a thickness of about 0.005 inches (0.01 cm). The plaque is then cut into a dogbone shaped test piece using a steel rule die. The test piece is 0.315 inches (0.08 cm) wide and 1.063 inches (2.7 cm) long. The start of the curved portion of the dogbone shape begins at 0.315 (0.8 cm) inches from each end of the sample and gently curves (i.e., tapers) to a width of 0.09 inches (0.2 cm). The curve ends at a point 0.118 inches (0.3 cm) from the start of the curve such that the interior portion of the dogbone test piece has a width of 0.09 inches (0.2 cm) and a length of 0.197 inches (0.5 cm).

The tensile properties of the test sample is tested on an Instron Tensile Tester at a crosshead speed of 1 inch/minute (2.5 cm/minute). The slope of strain hardening is calculated from the resulting tensile curve by drawing a line parallel to the strain hardening region of the resulting stress/strain curve. The strain hardening region occurs after the sample has pulled its initial load (i.e., stress) usually with little or no elongation during the initial load) and after the sample has gone through a slight drawing stage

(usually with little or no increase in load, but with increasing elongation (i.e., strain)). In the strain hardening region, the load and the elongation of the sample both continue to increase. The load increases in the strain hardening region at a much lower rate than during the initial load region and the elongation also increases, again at a rate lower than that experienced in the drawing region. Figure 1 shows the various stages of the stress/strain curve used to calculate the slope of strain hardening. The slope of the parallel line in the strain hardening region is then determined.

10 The slope of strain hardening coefficient (SHC) is calculated according to the following equation:

$$\text{SHC} = (\text{slope of strain hardening}) * (I_2)^{0.25}$$

where I_2 = melt index in grams/10 minutes.

15 For both the homogeneously branched linear and substantially linear ethylene/ α -olefin interpolymers used in the invention, the SHC is greater than 1.3, preferably greater than 1.5. Typically, the SHC will be less than 10, more typically less than 4, and most typically less than 2.5.

20 Surprisingly, the slope of strain hardening coefficient reaches a maximum for the linear or the substantially linear ethylene/ α -olefin polymers at a density from 0.89 g/cm³ to 0.935 g/cm³. Heterogeneous ethylene/ α -olefin polymers, in contrast, do not behave in the same manner. Figure 1 graphically compares the density of the homogeneously branched substantially linear ethylene polymers and
25 heterogeneously branched ethylene/ α -olefin polymers (polymer W** in table I) as a function of their slope of strain hardening coefficient. Table 1 displays the data of Figure 1 in tabular form:

Table 1

Polymer	Melt Index (I ₂) (g/10 min)	Density (g/cm ³)	I ₁₀ /I ₂	SHC*
A	1	0.8564	7.36	0.004
B	1.03	0.8698	7.46	0.45
C	0.57	0.873	7.22	0.54
D	1.01	0.8817	7.36	0.89
E	1.06	0.9018	7.61	1.84
F	2.01	0.9041	8.07	2.03
G	0.77	0.9047	9.01	1.57
H	9.82	0.9048	7.03	1.67
I	4.78	0.9077	7.18	2.08
J	3.13	0.9113	7.67	2.04
K	2.86	0.9139	7.87	2.27
L	1.08	0.9197	8.07	2.24
M	0.96	0.9198	9.61	1.93
N	0.99	0.9203	9.09	2.23
O	1.11	0.9204	10.15	1.59
P	1.06	0.9205	9.08	2.25
Q	1.12	0.9216	8.94	2.3
R	30.74	0.9217	6.27	2
S	31.58	0.94	6.02	0.24
T	0.97	0.9512	12.11	0
U	0.97	0.9533	10.5	0
V	0.92	0.954	7.39	0
W**	0.8	0.905	8.7	1.02

*SHC = Slope of Strain Hardening Coefficient

**A comparative heterogeneously branched ethylene/1-octene copolymer

The Heterogeneously Branched Ethylene Polymer

The ethylene polymer to be combined with the homogeneous ethylene/ α -olefin interpolymer is a heterogeneously branched (e.g., Ziegler polymerized) interpolymer of ethylene with at least one C₃-C₂₀ α -olefin (e.g., linear low density polyethylene (LLDPE)).

Heterogeneously branched ethylene/ α -olefin interpolymers differ from the homogeneously branched ethylene/ α -olefin interpolymers primarily in their branching distribution. For example, heterogeneously branched LLDPE polymers have a distribution of branching, including a highly branched portion (similar to a very low density polyethylene), a medium branched portion (similar to a medium branched polyethylene) and an essentially linear portion (similar to linear homopolymer polyethylene). The amount of each of these fractions varies depending upon the whole polymer properties desired.

Preferably, however, the heterogeneously branched ethylene polymer is a heterogeneously branched Ziegler polymerized ethylene/ α -olefin interpolymer having no more than about 10 percent (by weight of the polymer) of a polymer fraction having a SHC \geq 1.3.

More preferably, the heterogeneously branched ethylene polymer is a copolymer of ethylene with a C₃-C₂₀ α -olefin, wherein the copolymer has:

(i) a density from about 0.93 g/cm³ to about 0.965 g/cm³,

(ii) a melt index (I₂) from about 0.1 g/10 min to about 500 g/10 min, and

(iii) no more than about 10 percent (by weight of the polymer) of a polymer fraction having a SHC \geq 1.3.

The heterogeneously branched ethylene/ α -olefin interpolymers and/or copolymers also have at least two melting peaks as determined using Differential Scanning Calorimetry (DSC).

Examples of suitable heterogeneously branched ethylene/ α -olefin interpolymers include DOWLEX* 2030, 2038 and 2090 (all of which are characterized by a density of 0.935 g/cm³ and an I₂ of 1 g/10 minutes), DOWLEX 2027 (characterized by a density of 0.941 g/cm³ and an I₂ of 4 g/10 minutes), and DOWLEX 2089 (characterized by a density of 0.93 g/cm³ and an I₂ of 0.8 g/10 minutes), all of which are

available from The Dow Chemical Company. (*DOWLEX is a trademark of The Dow Chemical Company).

The Formulated Compositions

5 The compositions disclosed herein can be formed by any convenient method, including dry blending the individual components and subsequently melt mixing or by pre-melt mixing in a separate extruder (e.g., a Banbury mixer, a Haake mixer, a Brabender internal mixer, or a twin screw extruder).

10 Another technique for making the compositions *in-situ* is via the interpolymerization of ethylene and C₃-C₂₀ alpha-olefins using a homogeneous (eg. constrained geometry) catalyst in at least one reactor and a heterogeneous (eg. Ziegler) catalyst in at least one other reactor. The reactors can be operated sequentially or in parallel.

15 The compositions can also be made by fractionating a heterogeneous ethylene/ α -olefin polymer into specific polymer fractions with each fraction having a narrow composition (i.e., branching) distribution, selecting the fraction having the specified properties (e.g., SHC ³ 1.3), and blending the selected fraction in
20 the appropriate amounts with another ethylene polymer. This method is obviously not as economical as the *in-situ* interpolymerizations described above, but can be used to obtain the compositions of the invention.

Fabricated Articles Made from the Novel Compositions

25 Many useful fabricated articles benefit from the novel compositions disclosed herein. For example, molding operations can be used to form useful fabricated articles or parts from the compositions disclosed herein, including various injection molding processes (e.g., that described in Modern Plastics Encyclopedia/89, Mid October 1988
30 Issue, Volume 65, Number 11, pp. 264-268, "Introduction to Injection Molding" by H. Randall Parker and on pp. 270-271, "Injection Molding Thermoplastics" by Michael W. Green and blow molding processes (e.g., that described in Modern Plastics Encyclopedia/89, Mid October 1988 Issue, Volume 65, Number 11, pp. 217-218, "Extrusion-Blow Molding" by
35 Christopher Irwin, profile extrusion, calendering, and pultrusion (e.g., pipes). Rotomolded articles can also benefit from the novel

compositions described herein. Rotomolding techniques are well known to those skilled in the art and include, for example, those described in Modern Plastics Encyclopedia/89, Mid October 1988 Issue, Volume 65, Number 11, pp. 296-301, "Rotational Molding" by R.L. Fair.

5 Fibers (e.g., staple fibers, melt blown fibers or spunbonded fibers (using, e.g., systems as disclosed in U.S. Patent No. 4,340,563, U. S. Patent No. 4,663,220, U. S. Patent No. 4,668,566, or U. S. Patent No. 4,322,027, and gel spun fibers (e.g., the system disclosed in U. S. Patent No. 4,413,110), both woven and nonwoven
10 fabrics (e.g., spunlaced fabrics disclosed in U. S. Patent No. 3,485,706) or structures made from such fibers (including, e.g., blends of these fibers with other fibers, e.g., PET or cotton)) can also be made from the novel compositions disclosed herein.

 Film and film structures particularly benefit from the
15 novel compositions described herein and can be made using conventional hot blown film fabrication techniques or other biaxial orientation processes such as tenter frames or double bubble processes. Conventional hot blown film processes are described, for example, in The Encyclopedia of Chemical Technology, Kirk-Othmer, Third Edition,
20 John Wiley & Sons, New York, 1981, Vol. 16, pp. 416-417 and Vol. 18, pp. 191-192. Biaxial orientation film manufacturing process such as described in a "double bubble" process as in U.S. Patent 3,456,044 (Pahlke), and the processes described in U.S. Patent 4,352,849 (Mueller), U.S. Patent 4,597,920 (Golike), U.S. Patent 4,820,557
25 (Warren), U.S. Patent 4,837,084 (Warren), U.S. Patent 4,865,902 (Golike et al.), U.S. Patent 4,927,708 (Herran et al.), U.S. Patent 4,952,451 (Mueller), U.S. Patent 4,963,419 (Lustig et al.), and U.S. Patent 5,059,481 (Lustig et al.), can also be used to make film structures from the novel compositions described herein. The film
30 structures can also be made as described in a tenter-frame technique, such as that used for oriented polypropylene.

 Other multi-layer film manufacturing techniques for food packaging applications are described in Packaging Foods With Plastics, by Wilmer A. Jenkins and James P. Harrington (1991), pp. 19-27, and in
35 "Coextrusion Basics" by Thomas I. Butler, Film Extrusion Manual:

Process, Materials, Properties pp. 31-80 (published by TAPPI Press (1992)).

The films may be monolayer or multilayer films. The film made from the novel compositions can also be coextruded with the other layer(s) or the film can be laminated onto another layer(s) in a secondary operation, such as that described in Packaging Foods With Plastics, by Wilmer A. Jenkins and James P. Harrington (1991) or that described in "Coextrusion For Barrier Packaging" by W.J. Schrenk and C.R. Finch, Society of Plastics Engineers RETEC Proceedings, June 15-17 (1981), pp. 211-229. If a monolayer film is produced via tubular film (i.e., blown film techniques) or flat die (i.e., cast film) as described by K.R. Osborn and W.A. Jenkins in "Plastic Films, Technology and Packaging Applications" (Technomic Publishing Co., Inc. (1992)), the disclosure of which is incorporated herein by reference, then the film must go through an additional post-extrusion step of adhesive or extrusion lamination to other packaging material layers to form a multilayer structure. If the film is a coextrusion of two or more layers (also described by Osborn and Jenkins), the film may still be laminated to additional layers of packaging materials, depending on the other physical requirements of the final film. "Laminations Vs. Coextrusion" by D. Dumbleton (Converting Magazine (September 1992), also discusses lamination versus coextrusion. Monolayer and coextruded films can also go through other post extrusion techniques, such as a biaxial orientation process.

Extrusion coating is yet another technique for producing multilayer film structures using the novel compositions described herein. The novel compositions comprise at least one layer of the film structure. Similar to cast film, extrusion coating is a flat die technique. A sealant can be extrusion coated onto a substrate either in the form of a monolayer or a coextruded extrudate.

Generally for a multilayer film structure, the novel compositions described herein comprise at least one layer of the total multilayer film structure. Other layers of the multilayer structure include but are not limited to barrier layers, and/or tie layers, and/or structural layers. Various materials can be used for these layers, with some of them being used as more than one layer in the

same film structure. Some of these materials include: foil, nylon, ethylene/vinyl alcohol (EVOH) copolymers, polyvinylidene chloride (PVDC), polyethylene terephthalate (PET), oriented polypropylene (OPP), ethylene/vinyl acetate (EVA) copolymers, ethylene/acrylic acid (EAA) copolymers, ethylene/methacrylic acid (EMAA) copolymers, LLDPE, HDPE, LDPE, nylon, graft adhesive polymers (e.g., maleic anhydride grafted polyethylene), and paper. Generally, the multilayer film structures comprise from 2 to 7 layers.

Example 1

Seventy five percent (by weight of the total composition) of a homogeneously branched substantially linear ethylene/1-octene copolymer having I_2 of 1 g/10 min, density of 0.91 g/cm^3 , I_{10}/I_2 of 10, M_w/M_n of 2, and SHC of 1.81, prepared in accordance with the techniques set for in U.S. Patent No. 5,272,236 via a solution polymerization process utilizing a $\{[(\text{CH}_3)_4\text{C}_5]-(\text{CH}_3)_2\text{Si-N-(t-C}_4\text{H}_9)]\text{Ti}(\text{CH}_3)_2$ organometallic catalyst activated with tris(perfluorophenyl)borane, is dry blended and then melt blended with 25 percent (by weight of the total composition) of DOWLEXTM 2038 (a heterogeneously branched ethylene/1-octene copolymer having I_2 of 1 g/10 min, density of 0.935 g/cm^3 , I_{10}/I_2 of 7.8, and M_w/M_n of 3.4 (available from The Dow Chemical Company)). The heterogeneously branched ethylene/1-octene copolymer has a fraction of about 5 percent (by weight of the heterogeneously branched copolymer) having a SHC of 1.3. The dry blend is tumble blended in a 50 gallon (190 L) drum for about 1 hour.

The melt blend is produced in a ZSK 30 twin screw extruder (30 mm screw diameter) and is then fabricated into film. The final blended composition has a density of 0.919 g/cm^3 .

The blended composition is then fabricated into blown film having a thickness of about 1 mil (0.03 mm) on an Egan Blown Film Line having a 2 inch (5 cm) diameter screw, a 3 inch (8 cm) die and at a 2.5 inch (6.4 cm) blow up ratio (BUR), as described in Table 2. For all film samples in Examples 1, 2, 4, and 6 and for comparative examples 3, 5, and 7, the targeted gauge is about 1 mil (0.03 mm), using a blow-up ratio (BUR) of 2.5:1, a LLDPE screw design is used, a

die gap of 70 mils (1.8 mm) is used, and a lay flat of 11.875 inches (30.163 cm) is used.

Film properties are measured and reported in Table 3 with other examples of the invention and with comparative examples. Dart impact (type A) of the films is measured in accordance with ASTM D-1709-85; tensile strength, yield, toughness, and 2% secant modulus of the films is measured in accordance with ASTM D-882; Elmendorf tear (type B) is measured in accordance with ASTM D-1922; PPT tear is measured in accordance with ASTM D-2582; Block is measured in accordance with ASTM D-3354.

Puncture is measured by using an Instron tensiometer Tensile Tester with an integrator, a specimen holder that holds the film sample taut across a circular opening, and a rod-like puncturing device with a rounded tip (ball) which is attached to the cross-head of the Instron and impinges perpendicularly onto the film sample. The Instron is set to obtain a crosshead speed of 10 inches/minute (25 cm/minute) and a chart speed (if used) of 10 inches/minute (25 cm/minute). Load range of 50% of the load cell capacity (100 lb. (45 kg) load for these tests) should be used. The puncturing device is installed to the Instron such that the clamping unit is attached to the lower mount and the ball is attached to the upper mount on the crosshead. Six film specimens are used (each 6 inches (15 cm) square). The specimen is clamped in the film holder and the film holder is secured to the mounting bracket. The crosshead travel is set and continues until the specimen breaks. Puncture resistance is defined as the energy to puncture divided by the volume of the film under test. Puncture resistance (PR) is calculated as follows:

$$PR = E / ((12)(T)(A))$$

where PR = puncture resistance (ft-lbs/in³)
E = energy (inch-lbs) = area under the load displacement curve

12 = inches/foot

T = film thickness (inches), and

A = area of the film sample in the clamp = 12.56 in².

Puncture resistance, as expressed in J/cm³ equals puncture resistance as expressed in ft-lbs/in³ multiplied by 0.082737 J·in³/ft-lb·cm³.

Example 2

5 Seventy five percent (by weight of the total composition) of a homogeneously branched substantially linear ethylene/1-octene copolymer having I₂ of 0.5 g/10 min, density of 0.915 g/cm³, I₁₀/I₂ of 11, M_w/M_n of 2.4, and SHC of 2.265, prepared in accordance with the techniques set forth in U.S. Patent No. 5,272,236 via a solution
10 polymerization process utilizing [{(CH₃)₄C₅)-(CH₃)₂Si-N-(t-C₄H₉)]Ti(CH₃)₂ organometallic catalyst activated with tris(perfluorophenyl)borane, is dry blended and then melt blended (as described in Example 1) with 25 percent (by weight of the total composition) of DOWLEX™ 2038, a heterogeneously branched ethylene/1-
15 octene copolymer having I₂ of 1 g/10 min, density of 0.935 g/cm³, I₁₀/I₂ of 7.8, and M_w/M_n of 3.4 available from The Dow Chemical Company. The heterogeneously branched ethylene/1-octene copolymer has a fraction of 5 percent (by weight of the heterogeneously branched copolymer) having a SHC of 1.3. The final blended composition has a
20 density of 0.92 g/cm³.

Blown film is made as described in Table 2 and film properties are measured and reported in Table 3 with other examples of the invention and with comparative examples.

Comparative Example 3

25 A heterogeneously branched ethylene/1-octene copolymer having I₂ of 1 g/10 min, density of 0.92 g/cm³, I₁₀/I₂ of 7.93, and M_w/M_n of 3.34, available from The Dow Chemical Company as DOWLEX™ 2056A, is made into film as described in Example 1. The heterogeneously branched ethylene/1-octene copolymer has a fraction of
30 36 percent (by weight of the heterogeneous copolymer) having a SHC of 1.3. The entire heterogeneous ethylene/1-octene copolymer has a SHC of 1.5.

Blown film is made as described in Table 2 and film properties are measured and reported in Table 3 with other examples of
35 the invention and with comparative examples.

Example 4

Example 4 is an *in-situ* blend made according to a continuous polymerization process.

5 Homogeneous Catalyst Preparation

A known weight of the constrained-geometry organometallic complex $\{[(CH_3)_4C_5]-(CH_3)_2Si-N-(t-C_4H_9)]Ti(CH_3)_2$ is dissolved in Isopar™ E hydrocarbon (available from Exxon) to give a clear solution with a concentration of Ti of 0.001M. A similar solution of the
10 activator complex, tris(perfluorophenyl)borane (0.002M) is also prepared. A catalyst composition of a few mL total volume is prepared by adding 1.5 mL of Isopar™ E hydrocarbon solution of Ti reagent, 1.5 mL of the borane (for B:Ti = 2:1) and 2 mL of a heptane solution of methylaluminoxane (obtained commercially from Texas Alkyls as MMAO)
15 containing 0.015 mmol Al to a 4 oz (100 ml) glass bottle. The solution is mixed for a few minutes and transferred by syringe to a catalyst injection cylinder on the polymerization reactor.

Heterogeneous Catalyst Preparation

A heterogeneous Ziegler-type catalyst was prepared
20 substantially according to U. S. Patent No. 4,612,300 (Ex. P.), by sequentially adding to a volume of Isopar™ E hydrocarbon, a slurry of anhydrous magnesium chloride in Isopar™ E hydrocarbon, a solution of $EtAlCl_2$ in hexane, and a solution of $Ti(O-iPr)_4$ in Isopar™ E hydrocarbon, to yield a composition containing a magnesium
25 concentration of 0.17M and a ratio of Mg/Al/Ti of 40/12/3. An aliquot of this composition containing 0.064 mmol of Ti which was treated with a dilute solution of Et_3Al to give an active catalyst with a final Al/Ti ratio of 8/1. This slurry was then transferred to a syringe until it was required for injection into the polymerization
30 reactor.

Polymerization

Ethylene is fed into a first reactor at a rate of 3/hr (1.4 kg/hr). Prior to introduction into the first reactor, the ethylene and a stream of hydrogen are combined with a diluent mixture
35 comprising ISOPAR™ E hydrocarbon (available from Exxon) and 1-octene. With respect to the first reactor, the 1-octene:ethylene ratio is

8.3:1 (mole percent), the diluent:ethylene ratio is 13:1 (weight), and the hydrogen:ethylene ratio is 0.032:1 (mol %). A homogeneous constrained geometry catalyst and cocatalyst such as are described above are introduced into the first reactor. The catalyst and
5 cocatalyst concentrations in the first reactor are 0.0001 and 0.0010 molar, respectively. The catalyst and cocatalyst flow rates into the first reactor are 0.37 lbs/hr (0.17 kg/hr) and 0.42 lbs/hr (0.19 kg/hr), respectively. The polymerization is conducted at a reaction temperature of 115°C. The polymer of the first reactor is an
10 ethylene/1-octene copolymer and is estimated to have a density of 0.905 g/cm³, a melt flow ratio (I_{10}/I_2) of about 8-10 and a molecular weight distribution (M_w/M_n) of 2.

The reaction product of the first reactor is transferred to a second reactor. The ethylene concentration in the exit stream
15 from the first reactor is less than four percent, indicating the presence of long chain branching as described in U.S. Patent No. 5,272,236.

Ethylene is further fed into a second reactor at a rate of 3.0 lbs/hr (1.4 kg/hr). Prior to introduction into the second
20 reactor, the ethylene and a stream of hydrogen are combined with a diluent mixture comprising ISOPARTM E hydrocarbon (available from Exxon) and 1-octene. With respect to the second reactor, the 1-octene:ethylene ratio is 2.3:1 (mole percent), the diluent:ethylene ratio is 2.3:1 (weight), and the hydrogen:ethylene ratio is 0.280
25 (mole percent). A heterogeneous Ziegler catalyst and cocatalyst such as are described in Example 1 above are introduced into the second reactor. The catalyst and cocatalyst concentrations in the second reactor are 0.0004 and 0.0040 molar, respectively. The catalyst and cocatalyst flow rates into the second reactor are 0.56 lbs/hr (0.26
30 kg/hr) and 0.34 lbs/hr (0.16 kg/hr), respectively. The polymerization is conducted at a reaction temperature of 200°C. The polymer of the second reactor is an ethylene/1-octene copolymer and estimated to have a density of 0.94 g/cm³ and a melt index (I_2) of 1.6 g/10 minutes.

The total composition comprises 50 percent by weight of
35 the polymer of the first reactor and 50 percent by weight of the polymer of the second reactor. The total composition has a melt index

(I₂) of 1.05 g/10 minutes, a density of 0.9245 g/cm³, a melt low ratio (I₁₀/I₂) of 7.4, and a molecular weight distribution (M_w/M_n) of 2.6. This composition is made into blown film as described in Table 2 and the resultant film properties are reported in Table 3.

5 Comparative Example 5

Comparative Example 5 is an ethylene/1-octene copolymer made according to US Patent Number 5,250,612. About 15% (by weight of the total composition) is made in a first reactor, with the remaining portion of the composition polymerized in a second sequentially
10 operated reactor. Both reactors utilize Ziegler type catalysts and make heterogeneously branched polymers. The total composition has a melt index (I₂) of 0.56 g/10 min., a density of 0.9256 g/cm³, a melt flow ratio (I₁₀/I₂) of 9.5 and a molecular weight distribution (M_w/M_n) of 4.35. This composition is also made into blown film as described
15 in Table 2 and the resultant film properties are reported in Table 3.
Example 6

Example 6 is an *in-situ* blend made according to a continuous polymerization process. In particular, ethylene is fed into a first reactor at a rate of 52 lb/hr (24 kg/hr). Prior to
20 introduction into the first reactor, the ethylene is combined with a diluent mixture comprising ISOPARTM E hydrocarbon (available from Exxon) and 1-octene. With respect to the first reactor, the 1-octene:ethylene ratio is 9.6:1 (mole percent) and the diluent:ethylene ratio is 9.9:1 (weight). A homogeneous constrained geometry catalyst
25 and cocatalyst such as are described in Example 4 above and introduced into the first reactor. The catalyst and cocatalyst concentrations in the first reactor are 0.0030 and 0.0113 molar, respectively. The catalyst and cocatalyst flow rates into the first reactor are 0.537 lbs/hr (0.224 kg/hr) and 0.511 lbs/hr (0.232 kg/hr), respectively.
30 The polymerization is conducted at a reaction temperature of 120°C. The polymer of the first reactor is an ethylene/1-octene copolymer and is estimated to have a density of 0.906 g/cm³, a melt flow ratio (I₁₀/I₂) of about 8-10 and a molecular weight distribution (M_w/M_n) of 2.2.

35 The reaction product of the first reactor is transferred to a second reactor. The ethylene concentration in the exit stream

from the first reactor is less than four percent, indicating the presence of long chain branching as described in U.S. Patent No. 5,272,236.

Ethylene is further fed into a second reactor at a rate of 5 58 lbs/hr (26 kg/hr). Prior to introduction into the second reactor, the ethylene and a stream of hydrogen are combined with a diluent mixture comprising ISOPARTM E hydrocarbon (available from Exxon) and 1-octene. With respect to the second reactor, the 1-octene:ethylene ratio is 2.9:1 (mole percent), the diluent:ethylene ratio is 2.8 10 (weight), and the hydrogen:ethylene ratio is 0.106 (mole percent). A heterogeneous Ziegler catalyst and cocatalyst such as are described in Example 4 above are introduced into the second reactor. The catalyst and cocatalyst concentrations in the second reactor are 0.0023 and 0.0221 molar, respectively. The catalyst and cocatalyst flow rates 15 into the second reactor are 1.4 lbs/hr (0.64 kg/hr) and 0.858 lbs/hr (0.39 kg/hr), respectively. The polymerization is conducted at a reaction temperature of 190°C. The polymer of the second reactor is an ethylene/1-octene copolymer and estimated to have a density of 0.944 g/cm³ and a melt index (I₂) of 1.5 g/10 minutes.

20 The total composition comprises 43 percent by weight of the polymer of the first reactor and 57 percent by weight of the polymer of the second reactor. The total composition has a melt index (I₂) of 0.53 g/10 minutes, a density of 0.9246 g/cm³, a melt flow ratio (I₁₀/I₂) of 7.83, and a molecular weight distribution (M_w/M_n) of 2.8. 25

Comparative Example 7

Comparative Example 7 is an ethylene/1-octene copolymer made according to U.S. Patent Number 5,250,612. About 25% (by weight of the total composition) is made in a first reactor, with the 30 remaining portion of the composition polymerized in a second sequentially operated reactor. Both reactors utilize Ziegler type catalysts and make heterogeneously branched polymers. The total composition has a melt index (I₂) of 0.49 g/10 min., a density of 0.9244 g/cm³, a melt flow ratio (I₁₀/I₂) of 10 and a molecular weight 35 distribution (M_w/M_n) of 4.78. This composition is also made into

blown film as described in Table 2 and the resultant film properties are reported in Table 3.

Comparative Example 8

Comparative example 8 is a heterogeneously branched
5 ethylene/1-octene copolymer having a melt index (I_2) of 1 g/10
minutes, a density of 0.9249 g/cm³, a melt flow ratio (I_{10}/I_2) of 8
and a molecular weight distribution (M_w/M_n) of 3.5.

Blown film is made as described in Table 2 and film
properties are measured and reported in Table 3 with other examples of
10 the invention and comparative examples.

Table 2

	Ex. 1	Ex. 2	Comp. Ex. 3	Ex. 4	Comp. Ex. 5	Ex. 6	Comp. Ex. 7	Comp. Ex. 8
Zone 1A (°F/°C)	300/ 150	300/ 150	300/ 150	300/ 150	300/ 150	300/ 150	300/ 150	300/ 150
Zone 1B (°F/°C)	450/ 232	451/ 233	475/ 233	474/ 246	475/ 246	475/ 246	475/ 246	474/ 246
Zone 1C (°F/°C)	450/ 232	450/ 232	475/ 246	475/ 246	475/ 246	475/ 246	475/ 246	475/ 246
Zone 2A (°F/°C)	450/ 232	450/ 232	475/ 246	474/ 246	475/ 246	475/ 246	475/ 246	475/ 246
Zone 2B (°F/°C)	450/ 232	450/ 232	455/ 235	475/ 246	475/ 246	475/ 246	475/ 246	475/ 246
Zone 2C (°F/°C)	450/ 232	450/ 232	475/ 246	475/ 246	475/ 246	475/ 246	475/ 246	475/ 246
Zone 3 (°F/°C)	451/ 233	452/ 233	474/ 246	477/ 247	477/ 244	476/ 247	476/ 247	474/ 246
Zone 4 (°F/°C)	450/ 232	450/ 232	473/ 245	475/ 246	475/ 246	475/ 246	475/ 246	475/ 246
Zone 5 (°F/°C)	450/ 232	450/ 232	475/ 246	475/ 246	475/ 246	475/ 246	475/ 246	475/ 246
Melt temp. (°F/°C)	475/ 246	477/ 247	515/ 268	501/ 261	502/ 261	499/ 259	499/ 259	497/ 258
Blower Air temp. (°F/°C)	47.3/ 8.5	45.7/ 7.61	57/ 14	44.4/ 6.89	86.5/ 30.3	47.6/ 8.67	NA	47.3/ 8.5
Chill Water temp. (°F/°C)	39/ 3.9	37.6/ 0.62	51.1/ 10.6	38.3/ 3.5	86.8/ 30.4	40/ 4.4	38.7/ 3.72	40.5/ 4.72
Extruder Die press. (psi/kPa)	2843/ 19600	3427/ 23630	1321/ 9108	1874/ 12930	1763/ 12160	2883/ 19880	2525/ 17410	1952/ 13460
Nozzle press. (in./cm.)	3.2/ 8.1	4.5/ 11	4.38/ 1.75	4.4/ 11	4.9/ 12	4.6/ 12	4.6/ 12	4.3/ 11
Amps	27.3	33.1	37.7	39.9	40.2	50.1	42.6	38.6
Extruder speed (rpm)	27.6	28.8	21.5	23.1	21.1	21.5	22.1	21.7
Nip Roll speed (rpm)	33.1	36.9	39	39.8	36.2	37	36	37.8
Output (lbs per hr/kg per hr)	31/ 14	NR*	38.3/ 17.4	39/ 18	NR*	36 16	36/ 16	36/ 16
Frost line height (in./cm.)	12.5/ 31.8	9/ 23	13/ 33	12/ 30	12/ 30	10.5/ 26.7	11/ 28	10.5/ 26.7

*NR = Not recorded

Table 3

	Ex. 1	Ex. 2	Comp. Ex. 3	Ex. 4	Comp. Ex. 5	Ex. 6	Comp. Ex. 7	Comp. Ex. 8
Yield (MD*) (psi/kPa)	1605/ 11070	1595/ 11000	1643/ 11330	2040/ 14065	2243/ 15460	1973/ 13600	1810/ 12480	1782/ 12290
Tensile (MD*) (psi/kPa)	8522/ 58760	9525/ 65670	7444/ 51320	7794/ 53740	7931/ 54680	9325/ 64294	8455/ 58300	4928/ 33980
Toughness (MD*) (ft-lbs/in ³ / m-kG/cm ³)	1689/ 69.25	1773/ 72.69	1439/ 59.00	1671/ 68.51	1519/ 62.28	NR	NR	NR
Yield (CD**) (psi/kPa)	1530/ 10550	1489/ 10270	1706/ 11760	2267/ 15630	2407/ 16600	1997/ 13770	1809/ 12470	1832/ 12630
Tensile (CD**) (psi/kPa)	6252/ 43110	7603/ 52420	5807/ 40040	7079/ 48810	7458/ 51420	7153/ 49320	6326/ 43620	4598/ 31700
Toughness (CD**) (ft-lbs/in ³ / J/cm ³)	1282/ 106.1	1599/ 132.3	1358/ 112.4	1656/ 137.0	1495/ 123.7	NR	NR	NR
Elmendorf B (MD*) (grams)	288	216	334	317	194	320	398	297
Elmendorf B (CD**) (grams)	621	566	413	630	664	640	621	527
PPT Tear (MD*) (lbs./kg.)	6.79/ 3.08	6.18/ 2.80	5.99/ 2.72	6.2/ 2.8	6.5/ 2.9	6.2/ 2.8	6.2/ 2.8	5.3/ 2.4
PPT Tear (CD**) (lbs./kg.)	7.44/ 3.37	7.42/ 3.37	6.46/ 2.93	6.8/ 3.08	8.1/ 3.7	7.0/ 3.2	7.5/ 3.4	6.1/ 2.8
Dart Impact A (grams)	708	610	354	410	186	412	186	164
Puncture (ft-lbs/in ³ / J/cm ³)	316 / 26.1	349 / 28.9	251 / 20.8	231 / 19.1	256 / 21.2	250 / 20.7	227 / 18.8	237 / 19.6
Film Block (grams)	75	33	87	32	17	11.8	17	22
Film Gradient Density (g/cm ³)	0.9145	0.9153	0.9155	0.9205	0.9218	0.9198	0.9201	0.9207
Film Gauge (low) (mils/mm)	0.9/ 0.02	0.9/ 0.02	0.9/ 0.02	0.85/ 0.022	0.8/ 0.022	0.98/ 0.025	0.95/ 0.024	1.05/ 0.027
Film Gauge (high) (mils/mm)	1.2/ 0.03	1.05/ 0.027	1.1/ 0.028	0.95/ 0.024	1/ 0.025	1.08/ 0.027	1.05/ 0.027	1.15/ 0.029

*MD = Machine direction

**CD = Cross direction

NR = Not Recorded

In general, films made from the novel formulated ethylene/ α -olefin compositions exhibit good impact and tensile properties, and an especially good combination of tensile, yield and toughness (e.g., toughness and dart impact). Further, films from the example resins
5 exhibited significant improvements over films made from the comparative resins in a number of key properties.

For example, comparing examples 1 and 2 with comparative example 3, the data show films produced from the melt blends (examples 1 and 2) exhibited significantly higher values for the following film
10 properties: dart impact, MD tensile, CD tensile, MD toughness, CD toughness MD ppt tear, DC ppt tear, CD Elmendorf tear B, puncture and significantly lower block.

Comparing example 4 to comparative example 5, the data show films produced from the *in-situ* blend exhibited significantly
15 higher values for the following film properties: dart impact, MD toughness and CD toughness.

Comparing example 6 to comparative examples 7 and 8, the data show films produced from the *in-situ* blend exhibited significantly higher values for the following film properties: dart
20 impact, MD yield, CD yield, MD tensile, CD tensile, CD Elmendorf tear B and puncture and significantly lower block.

What is claimed is:

1. An ethylene polymer composition, comprising from 10 percent (by weight of the total composition) to 95 percent (by weight of the total composition) of :

(A) at least one homogeneously branched substantially linear ethylene/ α -olefin interpolymer having:

(i) a density from 0.88 grams/cubic centimeter (g/cm^3) to 0.935 g/cm^3 ,

(ii) a molecular weight distribution (M_w/M_n) from 1.8 to 2.8,

(iii) a melt index (I_2) from 0.001 grams/10 minutes (g/10 min) to 10 g/10 min ,

(iv) no linear polymer fraction, and

(v) a single melting peak as measured using differential scanning calorimetry; and

(B) from 5 percent (by weight of the total composition) to 90 percent (by weight of the total composition) of at least one heterogeneously branched ethylene polymer having a density from 0.91 g/cm^3 to 0.965 g/cm^3 .

2. The ethylene polymer composition of Claim 1, wherein the homogeneously branched substantially linear ethylene/ α -olefin interpolymer is substituted with from 0.01 long-chain branches/1000 carbons to 3 long-chain branches/1000 carbons.

3. An ethylene polymer composition, comprising from 10 percent (by weight of the total composition) to 95 percent (by weight of the total composition) of :

(A) at least one homogeneously branched linear ethylene/ α -olefin interpolymer having:

(i) a density from 0.88 grams/cubic centimeter (g/cm^3) to 0.935 g/cm^3 ,

(ii) a molecular weight distribution (M_w/M_n) from 1.8 to 2.8,

(iii) a melt index (I_2) from 0.001 grams/10 minutes (g/10 min) to 10 g/10 min ,

(iv) no linear polymer fraction, and
(v) a single melting peak as measured using
differential scanning calorimetry; and

5 (B) from 5 percent (by weight of the total composition) to
90 percent (by weight of the total composition) of at least one
heterogeneously branched ethylene polymer having a density from 0.91
g/cm³ to 0.965 g/cm³.

10 4. The composition of any of Claims 1, 2, or 3 wherein
the homogeneously branched substantially linear ethylene/ α -olefin
interpolymer has a slope of strain hardening coefficient of from 1.3
to 10.

15 5. The composition of any of Claims 1, 2, or 3 wherein
the heterogeneously branched ethylene polymer is an interpolymer of
ethylene with at least one C₃-C₂₀ α -olefin.

20 6. The composition of any of Claims 1, 2, or 3 wherein
the homogeneously branched substantially linear ethylene/ α -olefin
interpolymer is an interpolymer of ethylene with at least one C₃-C₂₀
 α -olefin.

25 7. The composition of either of Claims 1, 2, or 3 wherein
the homogeneously branched substantially linear ethylene/ α -olefin
interpolymer is a copolymer of ethylene and a C₃-C₂₀ α -olefin.

30 8. The composition of either of Claims 1, 2 or 3 wherein
the homogeneously branched substantially linear ethylene/ α -olefin
copolymer is a copolymer of ethylene and 1-octene.

35 9. The composition of either of Claims 1, 2, or 3 wherein
the heterogeneously branched ethylene polymer is a copolymer of
ethylene and a C₃-C₂₀ α -olefin.

10. The composition of either of Claims 1, 2 or 3 wherein the heterogeneously branched ethylene polymer is a copolymer of ethylene and 1-octene.

5 11. The composition of either of Claims 1, 2 or 3 wherein the composition, when fabricated into a film, exhibits a higher dart impact at a given yield than a composition lacking a homogeneously branched linear or substantially linear ethylene/ α -olefin interpolymer.

10 12. An ethylene polymer composition comprising from 30 to 40 percent (by weight of the total composition) of at least one homogeneously branched linear or substantially linear ethylene/ α -olefin interpolymer having a melt index of from 2.5 to 4 g/10 minutes
15 and a density of from 0.89 to 0.91 g/cm³, and from 60 to 70 percent (by weight of the total composition) of a heterogeneously branched ethylene/ α -olefin interpolymer having a melt index of from 2.5 to 4 g/10 minutes and a density of from 0.91 to 0.93 g/cm³, wherein said composition is characterized by a melt index of from 2.5 to 4 g/10
20 minutes and by a density of from 0.89 to 0.92 g/cm³.

13. An ethylene polymer composition comprising from 40 to 50 percent (by weight of the total composition) of at least one
25 homogeneously branched linear or substantially linear ethylene/ α -olefin interpolymer having a melt index of from 0.7 to 1.3 g/10 minutes and a density of from 0.89 to 0.91 g/cm³, and from 50 to 60 percent (by weight of the total composition) of a heterogeneously branched ethylene/ α -olefin interpolymer having a melt index of from
30 2.3 to 3.7 g/10 minutes and a density of from 0.91 to 0.935 g/cm³, wherein said composition is characterized by a melt index of from 1.5 to 2.5 g/10 minutes and by a density of from 0.90 to 0.93 g/cm³.

14. An ethylene polymer composition comprising from 30 to
35 40 percent (by weight of the total composition) of at least one homogeneously branched linear or substantially linear ethylene/

α -olefin interpolymer having a melt index of from 0.3 to 0.7 g/10 minutes and a density of from 0.88 to 0.91 g/cm³, and from 60 to 70 percent (by weight of the total composition) of a heterogeneously branched ethylene/ α -olefin interpolymer having a melt index of from
5 0.8 to 1.4 g/10 minutes and a density of from 0.92 to 0.94 g/cm³, wherein said composition is characterized by a melt index of from 0.7 to 1 g/10 minutes and by a density of from 0.90 to 0.93 g/cm³.

15 16. The ethylene polymer composition of any of Claims 12, 13, or 14, wherein the homogeneously branched ethylene/ α -olefin interpolymer is substantially linear and is substituted with 0.1 long-chain branches/1000 carbons to 3 long-chain branches/1000 carbons.

15 16. A film comprising the composition of any of the preceding claims.

FIG. 1

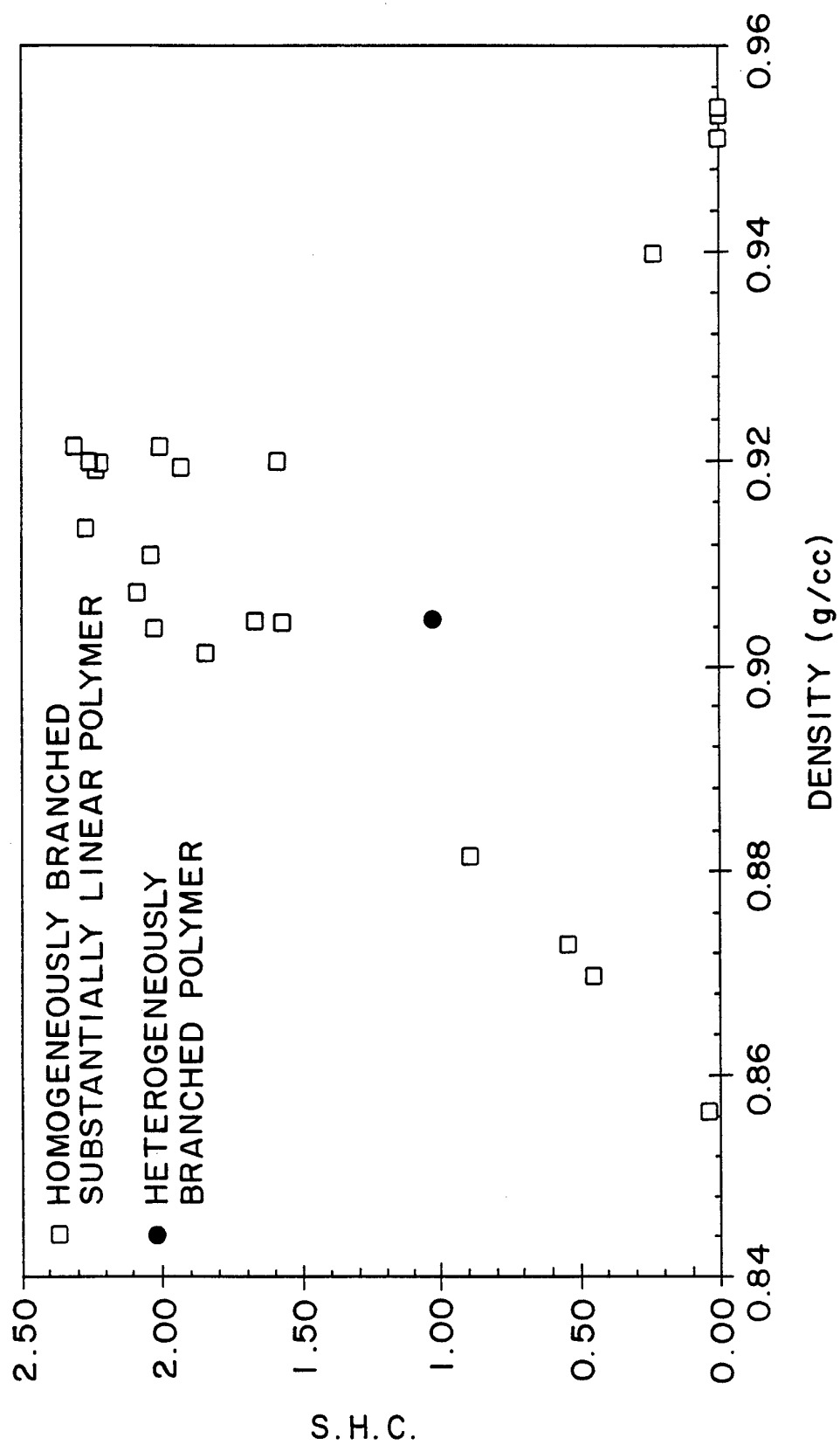
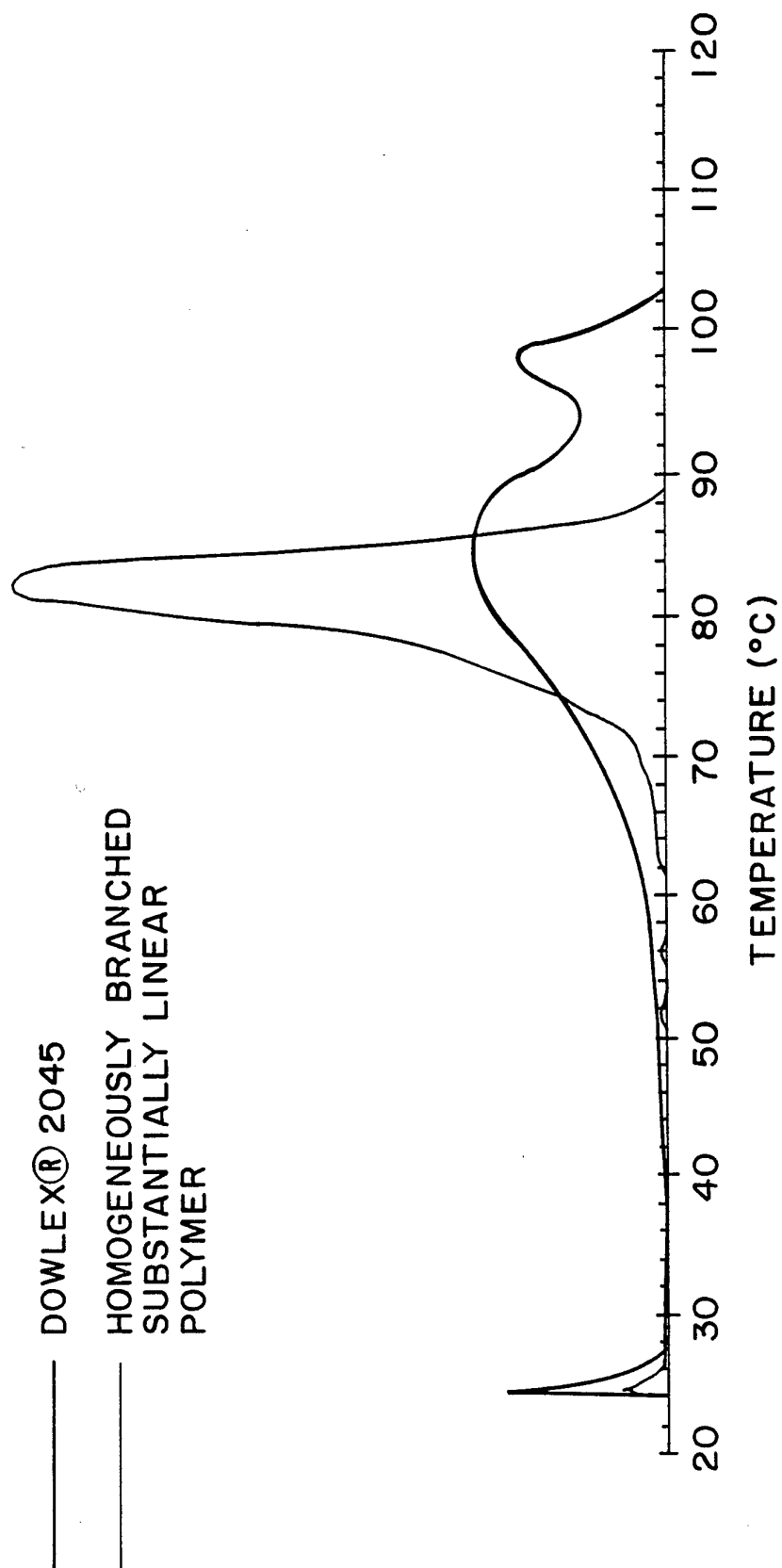


FIG. 2



INTERNATIONAL SEARCH REPORT

International Application No

PCT/US 94/04406

A. CLASSIFICATION OF SUBJECT MATTER

IPC 5 C08L23/16

According to International Patent Classification (IPC) or to both national classification and IPC

B. FIELDS SEARCHED

Minimum documentation searched (classification system followed by classification symbols)

IPC 5 C08L

Documentation searched other than minimum documentation to the extent that such documents are included in the fields searched

Electronic data base consulted during the international search (name of data base and, where practical, search terms used)

C. DOCUMENTS CONSIDERED TO BE RELEVANT

Category *	Citation of document, with indication, where appropriate, of the relevant passages	Relevant to claim No.
P,X	EP,A,0 572 034 (IDEMITSU KOSAN COMPANY LIMITED) 1 December 1993 see page 3, line 50 - line 55; claim 8; example 1 -----	3-14,16



Further documents are listed in the continuation of box C.



Patent family members are listed in annex.

* Special categories of cited documents :

- "A" document defining the general state of the art which is not considered to be of particular relevance
- "E" earlier document but published on or after the international filing date
- "L" document which may throw doubts on priority claim(s) or which is cited to establish the publication date of another citation or other special reason (as specified)
- "O" document referring to an oral disclosure, use, exhibition or other means
- "P" document published prior to the international filing date but later than the priority date claimed

- "T" later document published after the international filing date or priority date and not in conflict with the application but cited to understand the principle or theory underlying the invention
- "X" document of particular relevance; the claimed invention cannot be considered novel or cannot be considered to involve an inventive step when the document is taken alone
- "Y" document of particular relevance; the claimed invention cannot be considered to involve an inventive step when the document is combined with one or more other such documents, such combination being obvious to a person skilled in the art.
- "&" document member of the same patent family

Date of the actual completion of the international search

14 July 1994

Date of mailing of the international search report

26. 07. 94

Name and mailing address of the ISA

European Patent Office, P.B. 5818 Patentlaan 2
NL - 2280 HV Rijswijk
Tel. (+ 31-70) 340-2040, Tx. 31 651 epo nl,
Fax (+ 31-70) 340-3016

Authorized officer

Clemente Garcia, R

INTERNATIONAL SEARCH REPORT

Information on patent family members

International Application No

PCT/US 94/04406

Patent document cited in search report	Publication date	Patent family member(s)	Publication date
EP-A-0572034	01-12-93	NONE	