United States Patent [19]

Swinburne

[11] **Patent Number: Des. 309,142**

[45] **Date of Patent: ** Jul. 10, 1990**

[54] **SUPPORT STAND FOR A DESK TELEPHONE**

[76] Inventor: **David A. Swinburne**, P.O. Box 5710, Bethesda, Md. 20814

[**] Term: **14 Years**

[21] Appl. No.: **296,425**

[22] Filed: **Jan. 12, 1989**

[52] **U.S. Cl.** **D14/251**; D6/419

[58] **Field of Search** D14/251; D6/419; 248/459; 379/441, 435; 24/676, 678

[56] **References Cited**

U.S. PATENT DOCUMENTS

D. 39,464	8/1908	Larsson	D14/251
D. 57,401	3/1921	Tichy	D6/419 X
D. 96,018	6/1935	Cannon	D14/251
D. 177,699	5/1956	Schultz	D13/41
D. 215,665	10/1969	Gjede	D6/419
D. 285,392	9/1986	Thompson	D6/419 X
756,183	3/1904	Nye	379/441
844,066	2/1907	Warren	248/459
4,538,861	9/1985	Hughes, Jr.	D6/419 X
4,618,120	10/1986	Wattles	D6/419 X
4,699,312	10/1987	Owen	248/459 X

OTHER PUBLICATIONS

Brochure Sheet, "Lectern Desks and Speaker Stands", at p. A14, Speaker Stacks.

Primary Examiner—Horace B. Fay, Jr.

Attorney, Agent, or Firm—Mason, Fenwick & Lawrence

[57] **CLAIM**

The ornamental design for a support stand for a desk telephone, as shown and described.

DESCRIPTION

FIG. **1** is a left side, top and rear perspective view of a support stand for a desk telephone showing my new design;

FIGS. **2** and **3** are respectively rear and front elevational views thereof;

FIG. **4** is a top plan view thereof;

FIG. **5** is a left side elevational view thereof, the side opposite being a mirror image thereof; and

FIG. **6** is a bottom plan view thereof.

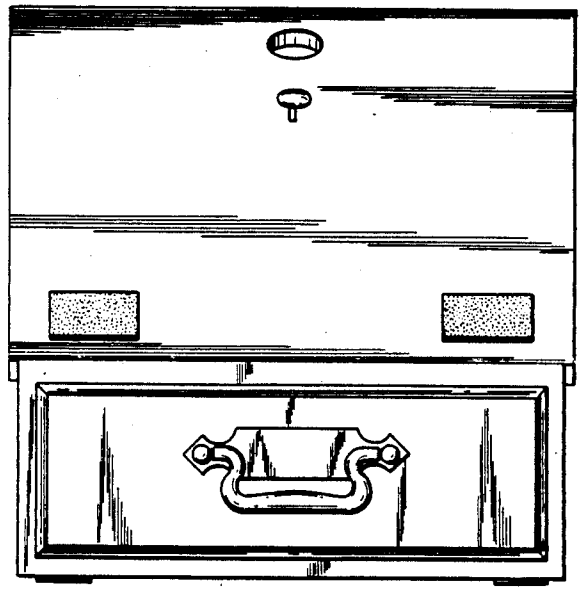

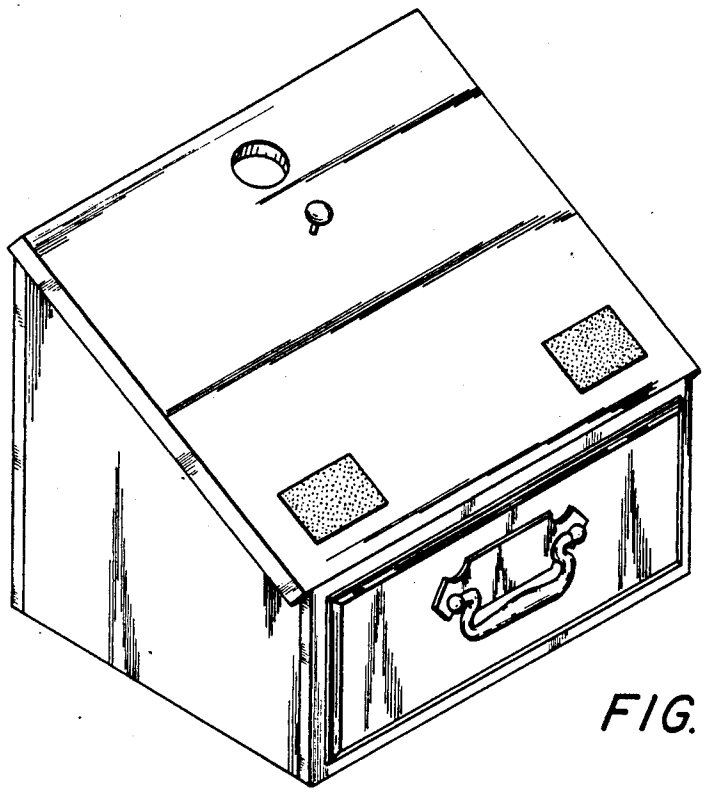

FIG. 1

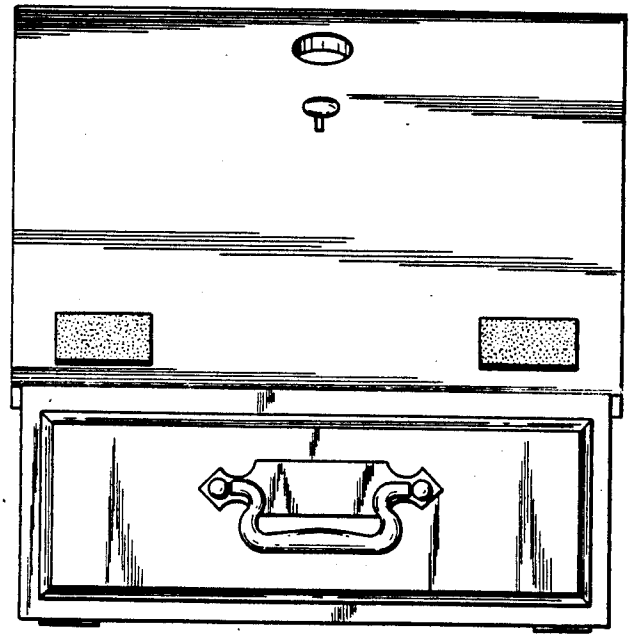

FIG. 2



FIG. 3

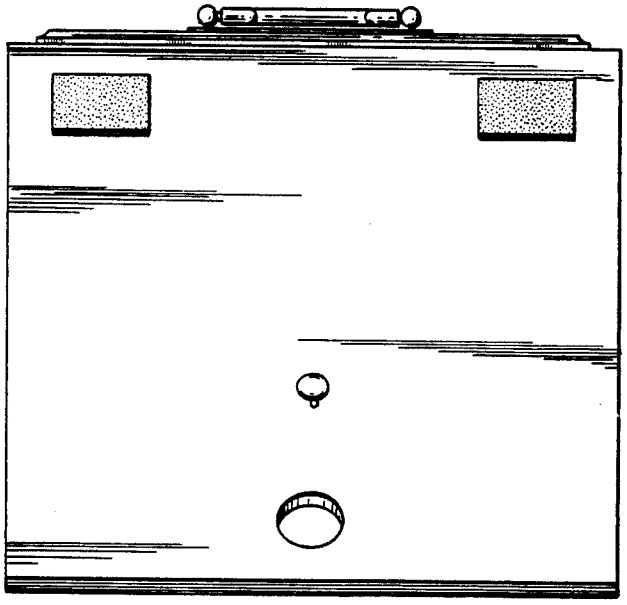

FIG. 4

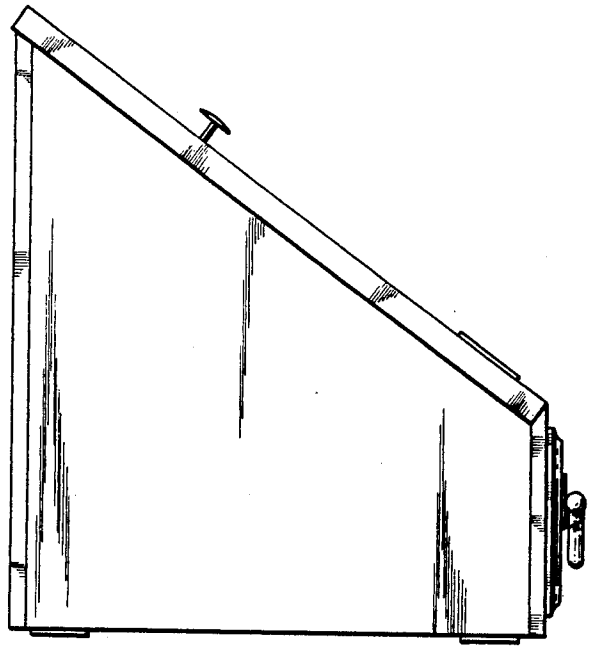

FIG. 5

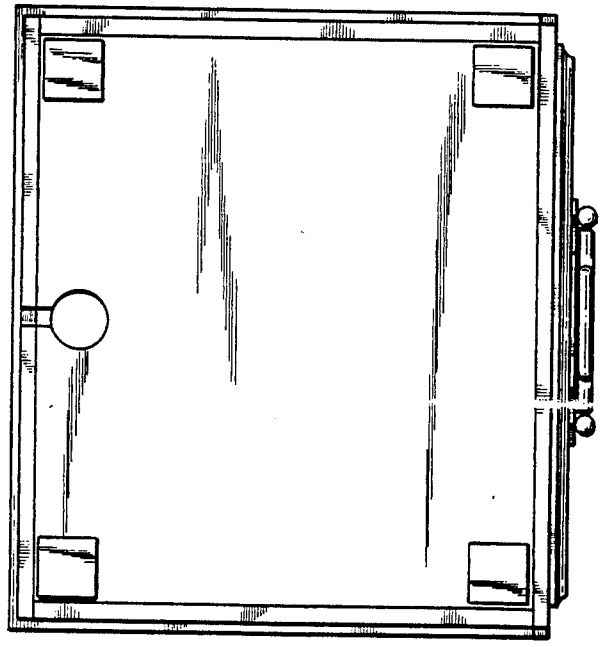

FIG. 6