



US00D492681S1

(12) **United States Design Patent** (10) **Patent No.:** **US D492,681 S**
Ahearn et al. (45) **Date of Patent:** **** Jul. 6, 2004**

(54) **CONTOURED HOUSING**

OTHER PUBLICATIONS

(75) Inventors: **Kevin J. Ahearn**, Matthews, NC (US);
Lawrence R. Ober, Pineville, NC
(US); **Michiel Reineir Ausems**,
Charlotte, NC (US)

Innovation Winter 1996; 1996; Cover, pp. 2-5 page 163
(Symbol PDT 4000); vol. 15, No. 4 IDEA96 Yearbook;
Industrial Designers Society of America Publications; Vir-
ginia, USA.

(73) Assignee: **Hand Held Products, Inc.**, Charlotte,
NC (US)

Primary Examiner—Freda S. Nunn
(74) *Attorney, Agent, or Firm*—Alston & Bird LLP

(**) Term: **14 Years**

(57) **CLAIM**

(21) Appl. No.: **29/185,025**

The ornamental design for a contoured housing, as shown
and described.

(22) Filed: **Jun. 20, 2003**

DESCRIPTION

Related U.S. Application Data

(63) Continuation of application No. 29/155,999, filed on Feb.
19, 2002, now Pat. No. Des. 476,330, which is a continua-
tion-in-part of application No. 29/119,836, filed on Mar. 8,
2000, now Pat. No. Des. 456,806, which is a continuation of
application No. 29/098,187, filed on Dec. 22, 1998, now Pat.
No. Des. 439,898, which is a continuation of application No.
29/084,781, filed on Mar. 10, 1998, now Pat. No. Des.
473,872, which is a continuation-in-part of application No.
29/079,167, filed on Oct. 27, 1997, now Pat. No. Des.
400,872, which is a continuation of application No. 29/060,
284, filed on Sep. 6, 1996, now Pat. No. Des. 392,282, which
is a continuation-in-part of application No. 29/051,739, filed
on Mar. 18, 1996, now abandoned.

FIG. 1 is a perspective view of a contoured housing showing
a first embodiment of our new design;
FIG. 2 is a top plan view thereof;
FIG. 3 is a left side elevational view thereof, the right side
being a mirror image thereof;
FIG. 4 is a front elevational view thereof;
FIG. 5 is a rear elevational view thereof;
FIG. 6 is a bottom plan view thereof; and
FIG. 7 is a perspective view of a contoured housing showing
a second embodiment of our new design;
FIG. 8 is a top plan view thereof;
FIG. 9 is a left side elevational view thereof, the right side
being a mirror image thereof;
FIG. 10 is a bottom plan view thereof;
FIG. 11 is a front elevational view thereof;
FIG. 12 is a rear elevational view thereof;
FIG. 13 is a perspective view of a contoured housing
showing a third embodiment of our new design;
FIG. 14 is a left side elevational view thereof, the right side
being a mirror image thereof; and,
FIG. 15 is a bottom plan view thereof.

(51) **LOC (7) Cl.** **14-02**
(52) **U.S. Cl.** **D14/347**
(58) **Field of Search** D14/341, 339,
D14/346, 347, 428, 218, 453; D18/1, 2,
6, 7; 235/145 A, 145 R; 341/22, 23; 345/156,
168, 169; 364/708.1

The top plan, front elevational and rear elevational views of
the third embodiment are like FIGS. 8, 11, and 12, respec-
tively, of the second embodiment.
The dotted lines shown herein are for illustrative purposes
only and form no part of the claimed design.

(56) **References Cited**

U.S. PATENT DOCUMENTS

4,020,527 A 5/1977 O'Neill

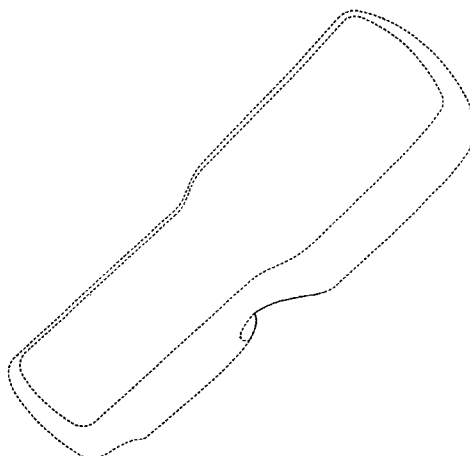
(List continued on next page.)

FOREIGN PATENT DOCUMENTS

EP 0354814 2/1990

(List continued on next page.)

1 Claim, 7 Drawing Sheets



U.S. PATENT DOCUMENTS

D248,946 S 8/1978 Koenig
 D258,956 S 4/1981 Chadima, Jr.
 4,335,303 A 6/1982 Call
 D274,249 S 6/1984 Polhemus
 4,570,057 A 2/1986 Chadima, Jr. et al.
 4,694,182 A 9/1987 Howard
 D293,795 S 1/1988 Yamamoto
 D297,430 S 8/1988 Beard et al.
 D297,431 S 8/1988 Beard et al.
 D297,432 S 8/1988 Stant et al.
 4,801,786 A 1/1989 Stobbe
 4,818,847 A 4/1989 Hara et al.
 4,818,856 A 4/1989 Matsushima et al.
 4,841,129 A 6/1989 Tawara et al.
 D302,265 S 7/1989 Siegner et al.
 D308,865 S 6/1990 Weaver et al.
 4,930,848 A 6/1990 Knowles
 D312,622 S 12/1990 Alden et al.
 D315,901 S 4/1991 Knowles
 5,046,739 A 9/1991 Reichow
 5,081,343 A 1/1992 Chadima, Jr. et al.
 D331,576 S 12/1992 Yamanaka
 5,187,354 A 2/1993 Bengtsson
 5,202,817 A 4/1993 Koenck et al.
 5,237,162 A 8/1993 Harden et al.
 D340,034 S 10/1993 Hofstetter et al.
 D340,707 S 10/1993 Swarz
 D341,584 S 11/1993 Shepard et al.
 D341,838 S 11/1993 Kasch et al.
 5,264,956 A 11/1993 Tzu-Chin
 D342,256 S 12/1993 Payne et al.
 5,281,801 A 1/1994 Shepard et al.
 5,288,984 A 2/1994 Ito et al.
 5,288,985 A 2/1994 Chadima, Jr. et al.
 5,291,009 A 3/1994 Roustaei
 D352,704 S 11/1994 Etoh
 D352,935 S 11/1994 Etoh

D353,134 S 12/1994 Etoh
 D355,904 S 2/1995 Swartz et al.
 5,410,141 A 4/1995 Koenck et al.
 D359,040 S 6/1995 Nakamura et al.
 5,424,525 A 6/1995 Rockstein et al.
 5,430,284 A 7/1995 Numazaki
 5,432,510 A 7/1995 Matthews
 D363,287 S 10/1995 Laituri
 5,477,042 A 12/1995 Wang
 5,479,001 A 12/1995 Kumar
 D366,043 S 1/1996 Hara et al.
 D366,044 S 1/1996 Hara et al.
 5,481,265 A 1/1996 Russell
 D366,876 S 2/1996 Labohm
 D367,060 S 2/1996 Augaitis et al.
 5,489,770 A 2/1996 Kadota et al.
 D372,245 S 7/1996 Brooks
 D372,246 S 7/1996 Renk et al.
 5,616,906 A 4/1997 Kumar
 5,668,574 A 9/1997 Jarlance-Huang
 D386,152 S 11/1997 Warneke
 D391,234 S 2/1998 Chacon et al.
 D392,282 S 3/1998 Ahearn et al.
 5,801,918 A 9/1998 Ahearn et al.
 D400,872 S 11/1998 Ahearn et al.
 D414,760 S 10/1999 Hetfield et al.
 D476,330 S * 6/2003 Ahearn et al. D14/347

FOREIGN PATENT DOCUMENTS

EP 0531645 3/1993
 EP 0565290 10/1993
 FR 2561949 10/1985
 GB 2244546 12/1991
 JP 11.373/89 5/1989
 WO 90/08392 A1 7/1990
 WO 90/16033 A2 12/1990
 WO 94/12999 A1 6/1994

* cited by examiner

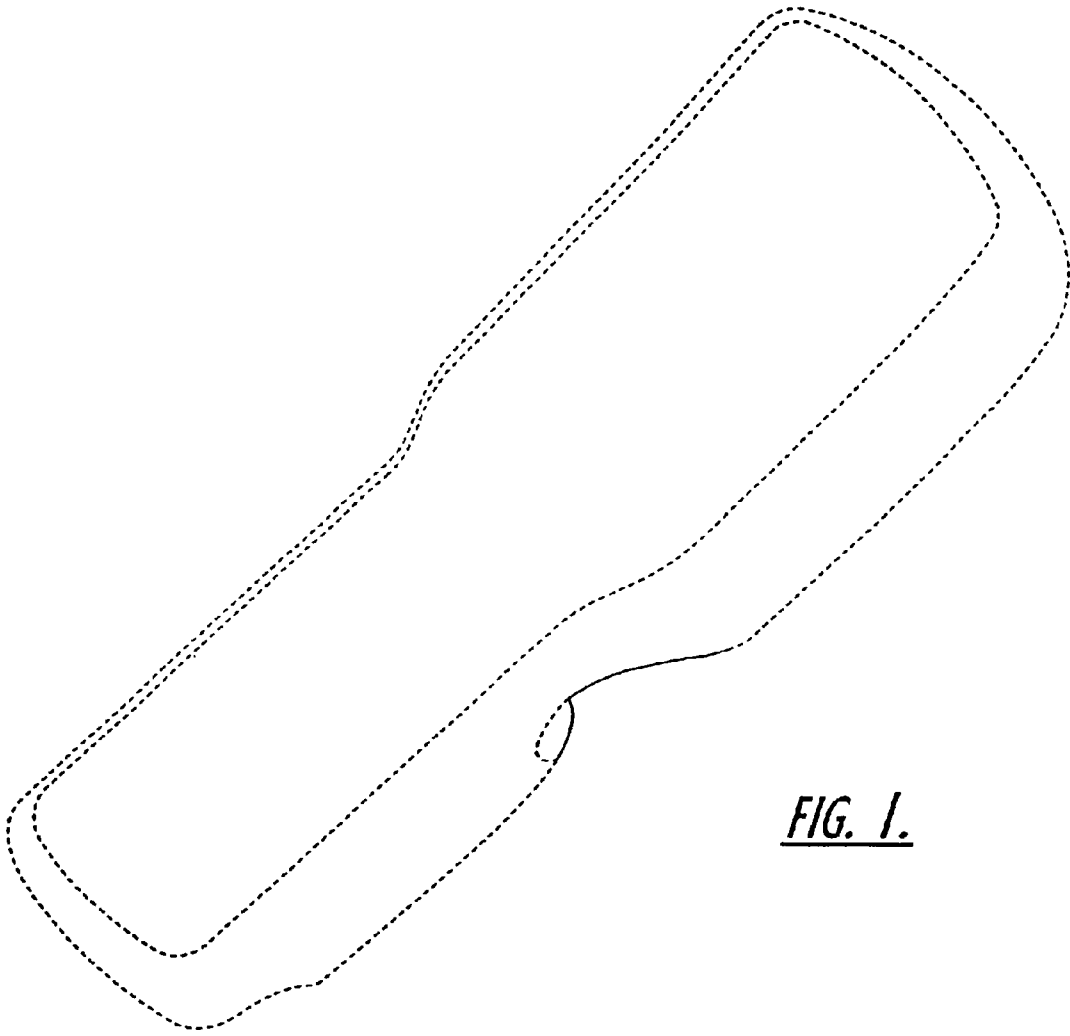


FIG. 1.

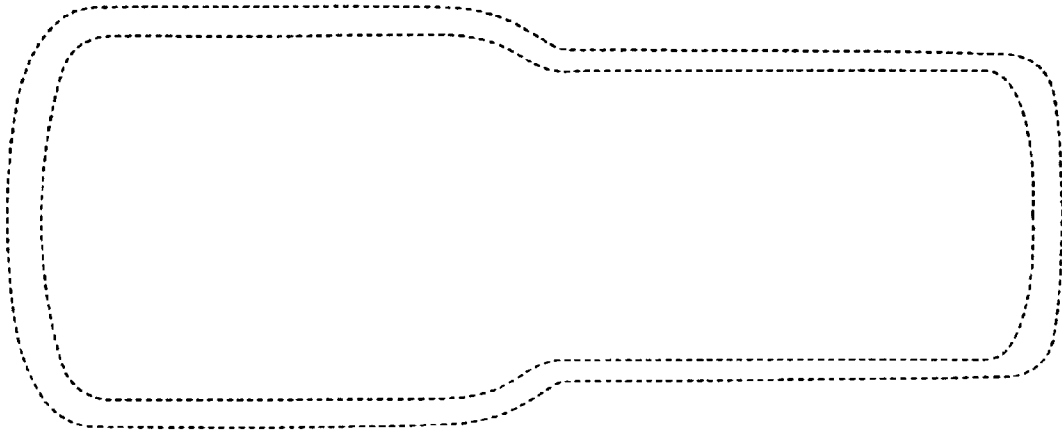


FIG. 2.

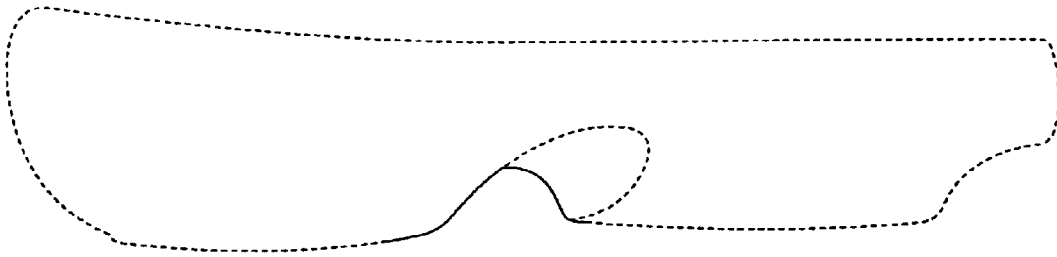


FIG. 3.




FIG. 4.

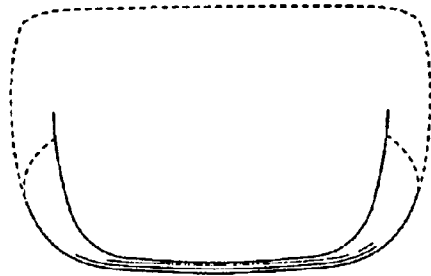


FIG. 5.

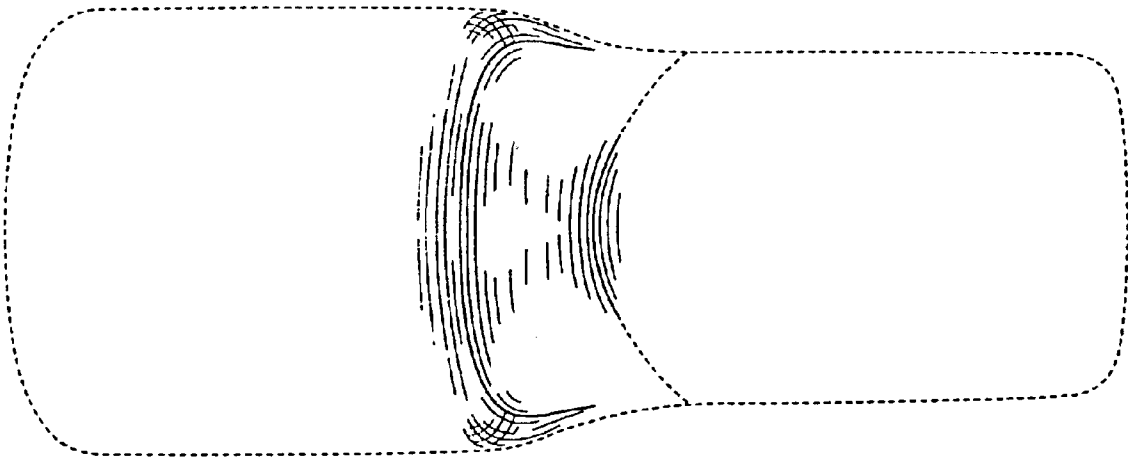


FIG. 6.

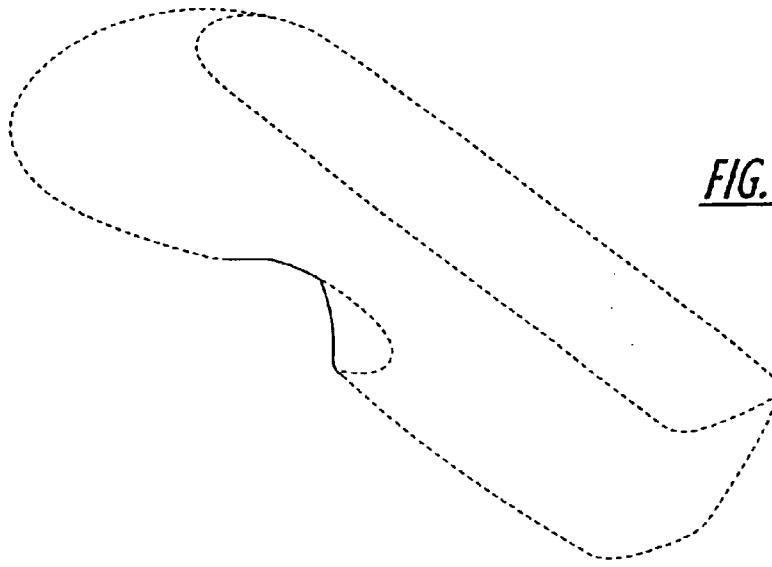


FIG. 7.




FIG. 8.

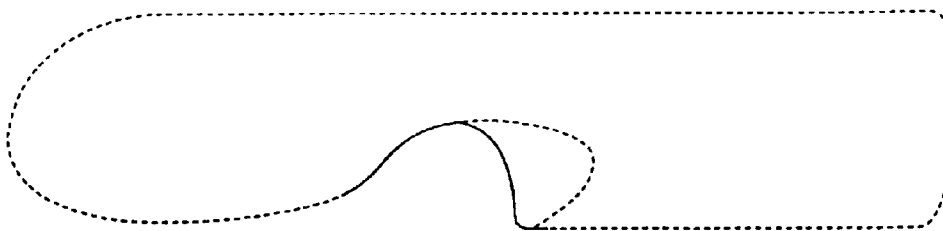


FIG. 9.

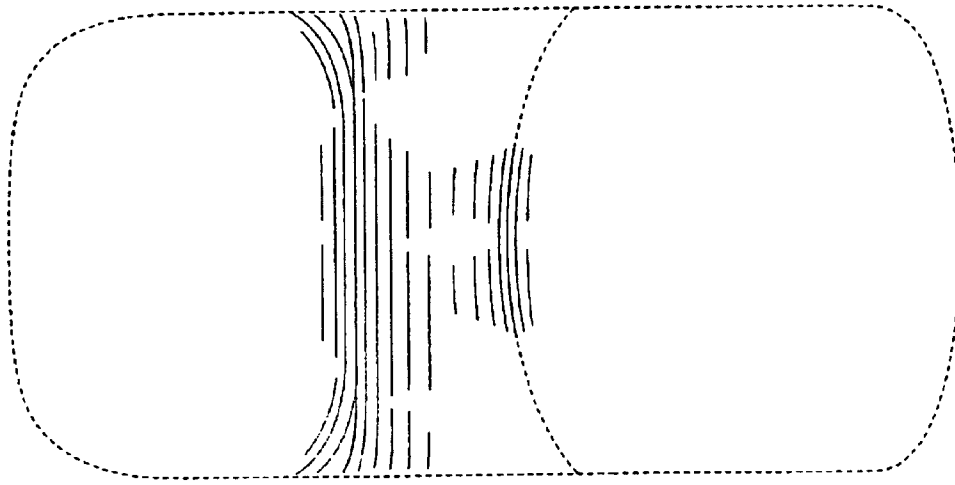


FIG. 10.




FIG. 11.




FIG. 12.

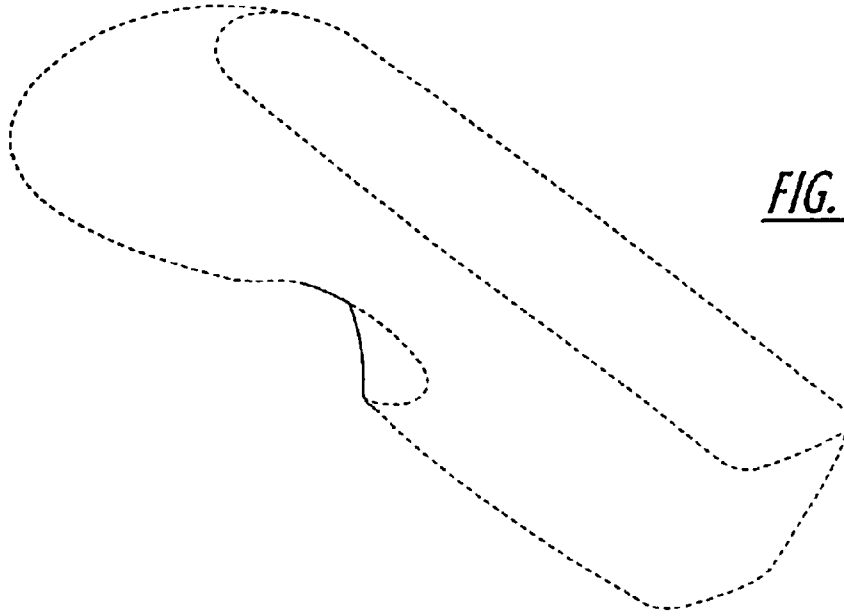


FIG. 13.

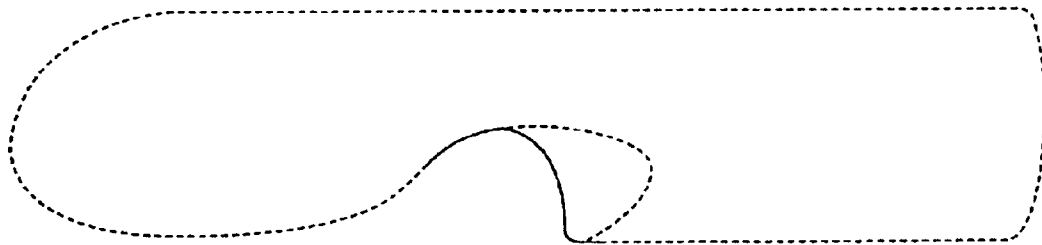


FIG. 14.

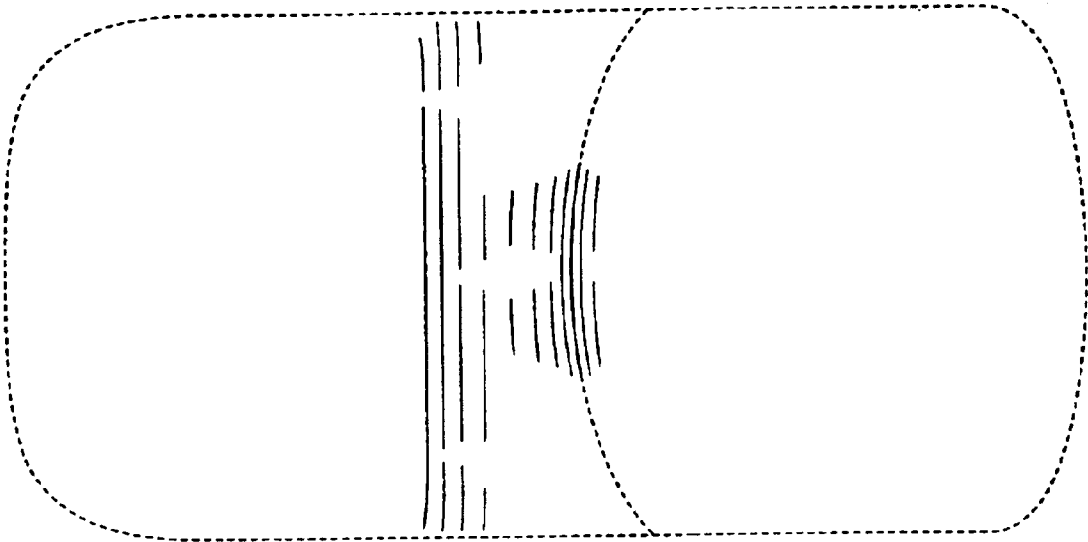


FIG. 15.