

Feb. 17, 1953

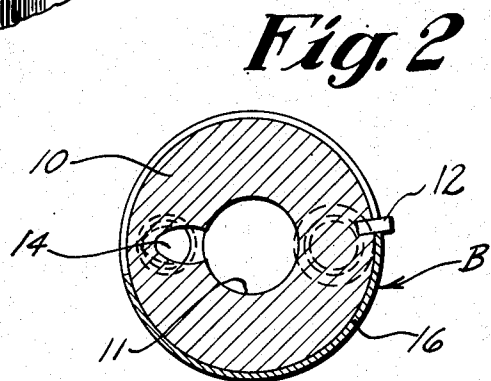
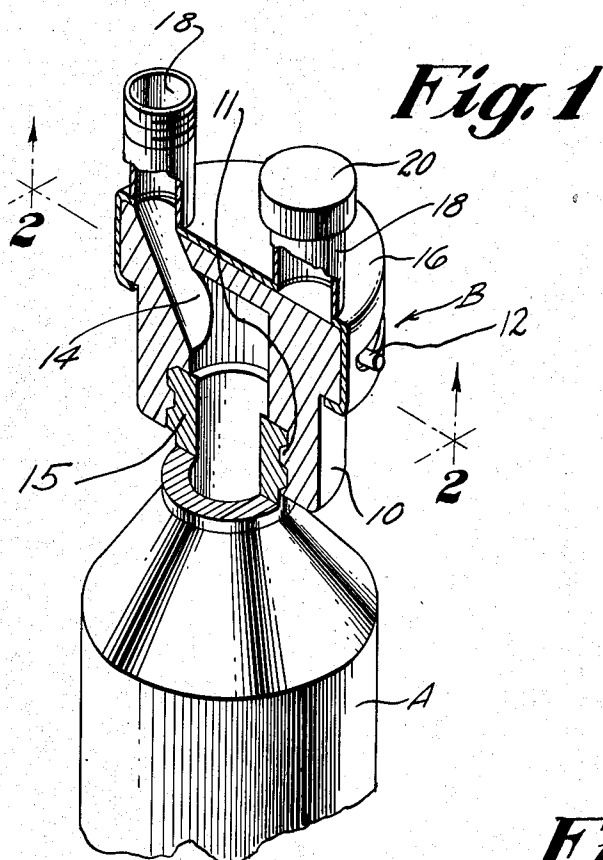
R. T. JAMES

2,628,746

MULTIORIFICE SANITARY TOOTH PASTE DISPENSER

Filed June 11, 1949

2 SHEETS—SHEET 1



INVENTOR.
Richard T. James
BY
Harry Langsam
Attorney

Feb. 17, 1953

R. T. JAMES

2,628,746

MULTIORIFICE SANITARY TOOTH PASTE DISPENSER

Filed June 11, 1949

2 SHEETS—SHEET 2

Fig. 3

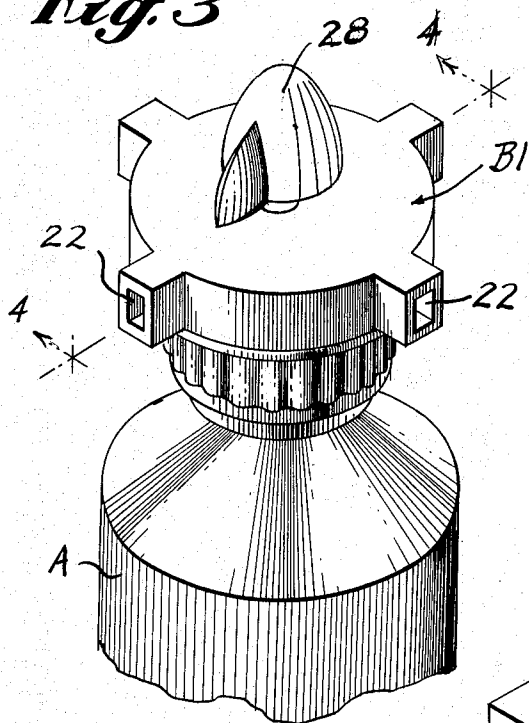


Fig. 4

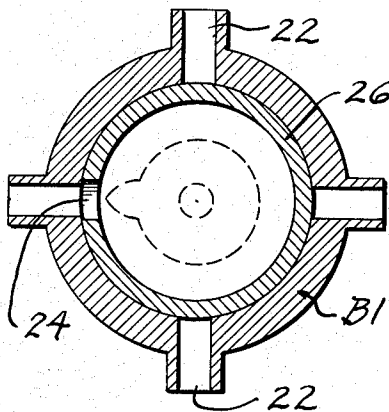


Fig. 5

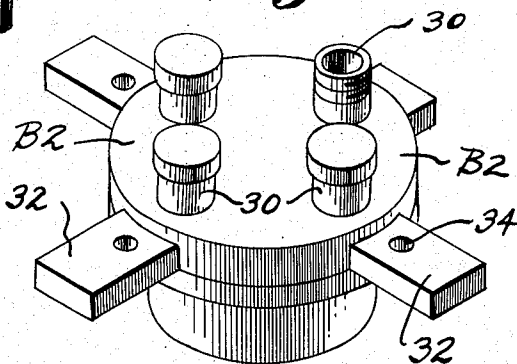
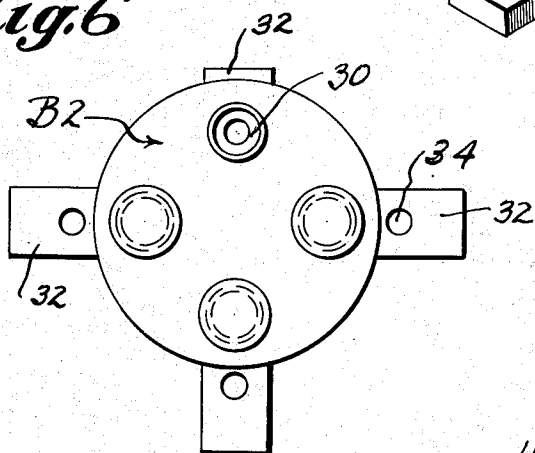


Fig. 6



INVENTOR.

Richard T. James

BY

Harry Langsam
Attorney

UNITED STATES PATENT OFFICE

2,628,746

MULTIORIFICE SANITARY TOOTH PASTE DISPENSER

Richard T. James, Philadelphia, Pa.

Application June 11, 1949, Serial No. 98,504

2 Claims. (Cl. 222-486)

1

My invention relates to a tooth-paste dispenser and relates particularly to a dispenser having a plurality of individual orifices.

Heretofore, tooth-paste dispensers usually have a single orifice which all members of the household use. Thus, toothbrushes of each member of the family come in contact with the single orifice and the paste contained therein, thereby possibly contaminating the orifice and the paste at the orifice with disease-bearing organisms and other unsanitary debris which may be on the toothbrush and providing possible spread of contagious disease to the person next using the tube. The utilization of my invention would prevent such contamination in offering an individual orifice for each member of the household.

It therefore, is an object of my invention to provide a tooth-paste dispenser cap either removable, permanently attached, or built in the tube, which will prevent the transmittal of contagious disease, bacterial and virulent, via the use of toothpaste and provide an esthetically more desirable and a more sanitary method of dispensing toothpaste.

Other objects of my invention are to provide an improved device of the character described, that is easily and economically produced, which is sturdy in construction, and which is highly effective in operation as well as providing a toothpaste cap which is easily shut off, and which during the life of the tube will have to be placed thereon only one time, and which being firmly attached to the tube at all times is not likely to become misplaced from the tube.

With the above and related objects in view, my invention consists in the details of construction and combination of parts as will be more fully understood from the following description, when read in conjunction with the accompanying drawing in which:

Fig. 1 is a fragmentary perspective view of a multi-orifice sanitary tooth-paste dispenser.

Fig. 2 is a sectional view taken along the line 2-2 of Fig. 1.

Fig. 3 is a perspective view of another modification of a multi-orifice sanitary tooth-paste dispenser.

Fig. 4 is a sectional view taken along the line 4-4 of Fig. 3.

Fig. 5 is another modification of a multi-orifice sanitary tooth-paste dispenser.

Fig. 6 is a plan view of the dispenser shown in Fig. 5.

Referring now in detail to the drawings wherein similar reference characters refer to similar

2

parts, I show a tooth-paste tube, generally designated as A, which has thereon a dispenser cap, generally designated as B.

The cap B comprises a fixed portion 10 having an integrally threaded bore 11 which fits upon the threaded nozzle 12 of the tube A and is either removable, permanently attached, or built in the tube or container. The bore 11 has a single ingress passageway 14 which leads to the top of the fixed part of the cap. A movable portion 16 of the cap contains a plurality of egress passageways 18 any one of which may complement the ingress passageway 14. A cap 20 may be screwed upon any one of the egress passageways 18.

Hence, the egress passageways may be marked by a number, or a legend such as "Ma," "Pa," "Sis," "Brother," etc., or colored to indicate individuality of the party who may use particular opening.

As another modification, I may place a series of openings 22 in the side as shown in Figs. 3 and 4 each of which complements a single opening control 24 in the control valve 26 actuated by a knob 28 so that the tooth-paste has egress from any of the openings 22 at the control of the person using the tube.

As another modification of my invention, in Figs. 4 and 5 I may make a cylindrical fitting with four or five openings 30 to fit the top of the tooth-paste tube either removable, permanently attached or built-in the tube or container. The openings are opposite each other and are staggered with a slide-cut-off valve 32 on each outlet. The valve 32 has a complementary opening therein to close its orifice opening 30.

Although my invention has been described in considerable detail, such description is intended as being illustrative rather than limiting, since the invention may be variously embodied, and the scope of the invention is to be determined as claimed.

I claim as my invention:

1. A toothpaste dispenser cap comprising a fixed portion having a passageway adapted to fit over the discharge opening of a tube of toothpaste, an upper surface wherein said passageway terminates, a movable portion affixed to and covering the top of said fixed portion, and a plurality of egress passageways each terminating in an outwardly extending discharge or nozzle on said movable portion whereby only one at a time of said egress passageways can be in communication with said first named passageway on said fixed portion and whereby said movable portion

3

can completely seal said first named passageway terminal, each of said egress passageways being on said movable portion.

2. A cap for a tooth paste dispenser comprising a covering having two relative parts for a tooth paste discharge orifice, one part of said cap being adapted to fit over a tooth paste discharge nozzle and having a single ingress passageway, and the second part having a plurality of egress passageways each terminating in an outwardly extending discharge nozzle, each of said egress passageways in the other part of said cap being adapted to register selectively with the single opening in the first part of said cap.

RICHARD T. JAMES.

4

REFERENCES CITED

The following references are of record in the file of this patent:

UNITED STATES PATENTS

Number	Name	Date
286,893	Auble	Oct. 18, 1883
1,092,433	Cox	Apr. 7, 1914
1,584,864	Kadavy	May 18, 1926
1,635,720	MacKenzie	July 12, 1927
1,640,528	Brun	Aug. 30, 1927
1,693,146	Keeler	Nov. 27, 1928
2,197,672	Winters	Apr. 16, 1940
2,239,098	Hunter	Apr. 22, 1941
2,411,923	Kotraba	Dec. 3, 1946
2,456,134	Luenenberg	Dec. 14, 1948