



US00D670243S

(12) **United States Design Patent**
McGuire

(10) **Patent No.:** **US D670,243 S**

(45) **Date of Patent:** **** Nov. 6, 2012**

(54) **POWER SUPPLY**

(75) Inventor: **Mike McGuire**, Ontario (CA)

(73) Assignee: **Eikon Device Inc.**, Ontario (CA)

(**) Term: **14 Years**

(21) Appl. No.: **29/407,525**

(22) Filed: **Nov. 30, 2011**

(51) **LOC (9) Cl.** **13-02**

(52) **U.S. Cl.** **D13/110**

(58) **Field of Classification Search** D13/110,
D13/112, 118, 123, 184, 199; D14/188,
D14/265, 312, 348, 349, 351, 354, 355; 174/50,
174/53; 361/600, 601, 622, 679, 683
See application file for complete search history.

(56) **References Cited**

U.S. PATENT DOCUMENTS

D314,174 S *	1/1991	Wong	D13/123
D396,688 S *	8/1998	Lin	D13/110
D402,626 S *	12/1998	Fujita et al.	D13/110
D406,100 S *	2/1999	Murphy	D13/110
D456,352 S *	4/2002	Germagian et al.	D13/110
D480,684 S *	10/2003	Ho	D13/110

D482,653 S *	11/2003	Cho	D13/110
D509,184 S *	9/2005	Schuttler et al.	D13/110
D518,481 S *	4/2006	Chen et al.	D14/349
D541,216 S *	4/2007	Albano et al.	D13/110
D559,179 S *	1/2008	Kuo	D13/110

* cited by examiner

Primary Examiner — Derrick Holland

(74) *Attorney, Agent, or Firm* — Fox Rothschild LLP

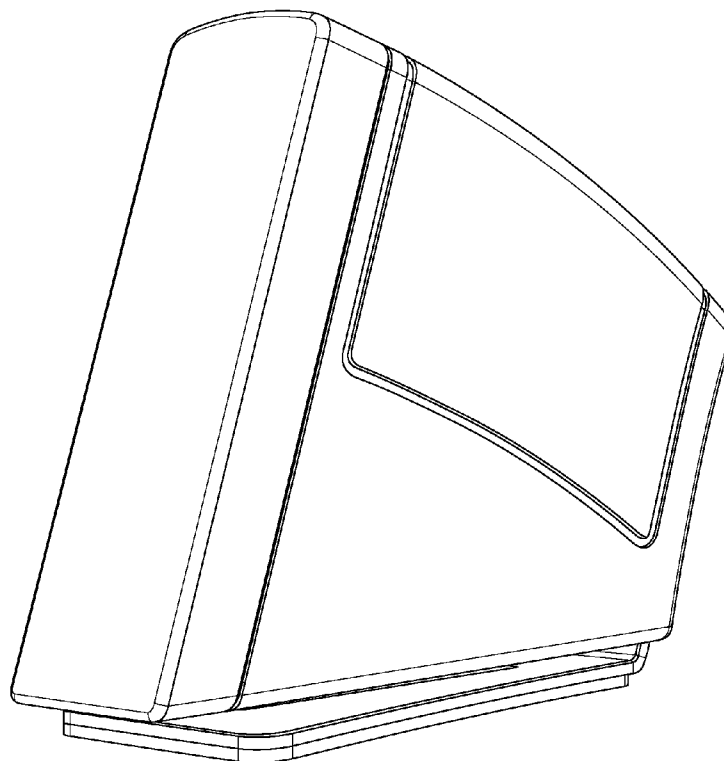
(57) **CLAIM**

The ornamental design for a power supply, as shown and described.

DESCRIPTION

FIG. 1 is a perspective view of a power supply showing my new design;
FIG. 2 is a front elevation view thereof;
FIG. 3 is a rear elevation view thereof;
FIG. 4 is a top plan view thereof;
FIG. 5 is a bottom plan view thereof;
FIG. 6 is a right side elevation view thereof; and,
FIG. 7 is a left side elevation view thereof.
The broken lines shown represent unclaimed subject matter and form no part of the claimed design.

1 Claim, 7 Drawing Sheets






FIG. 1

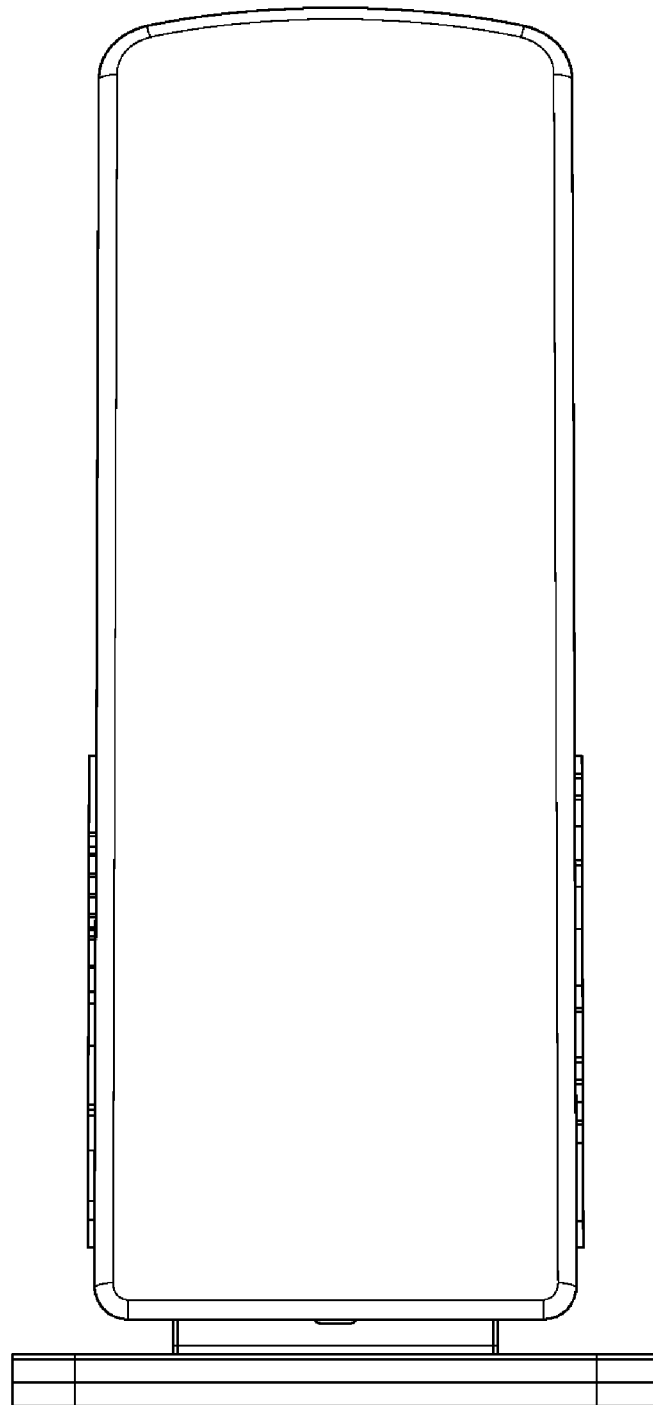


FIG. 2

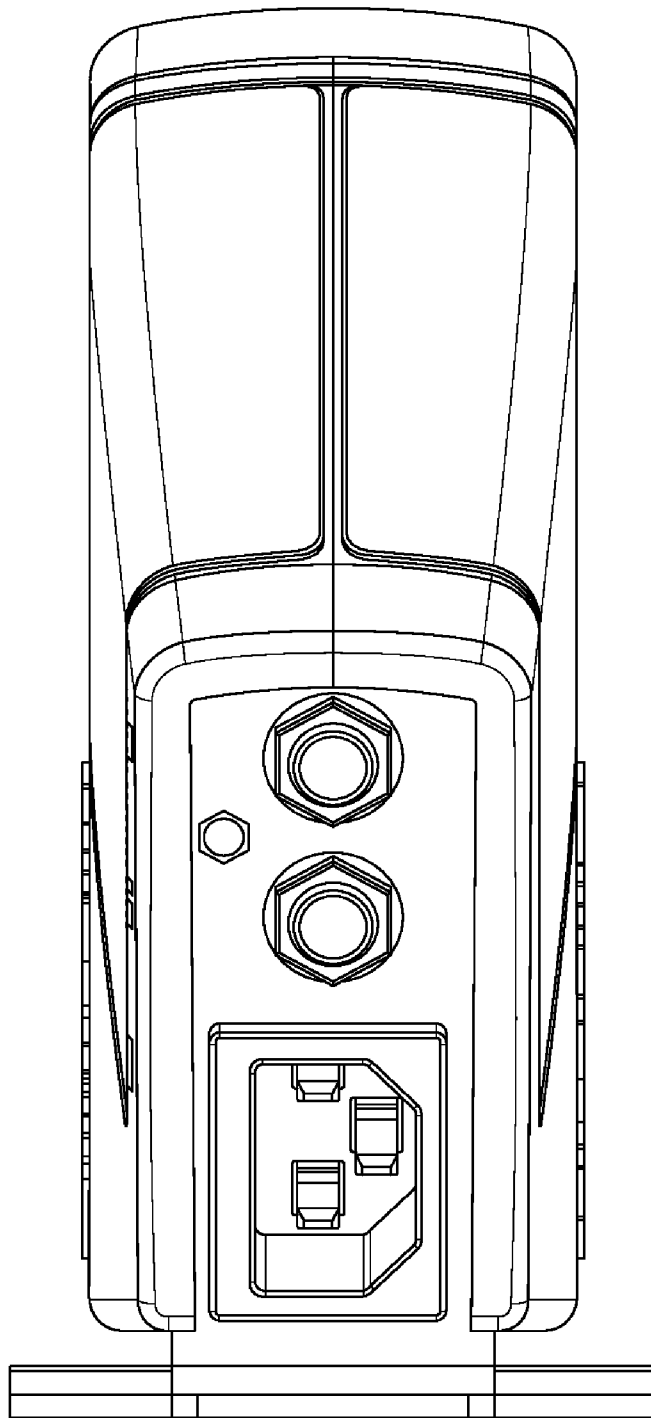


FIG. 3

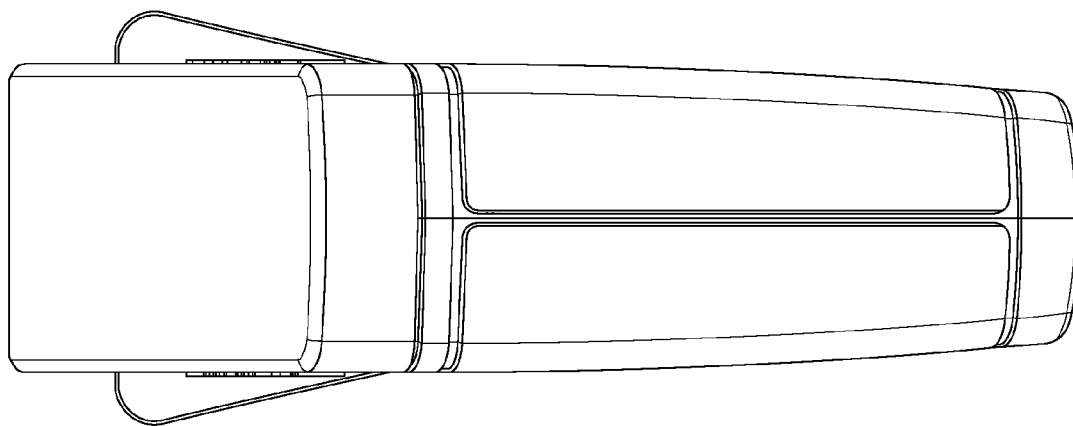


FIG. 4

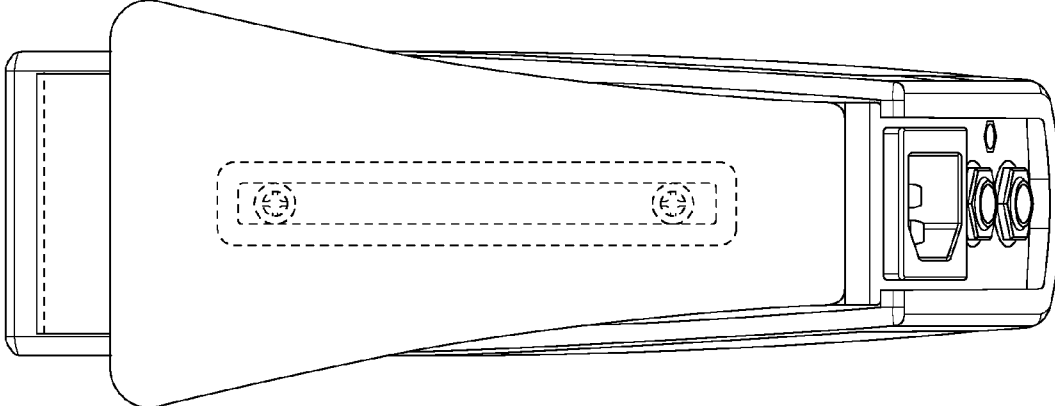


FIG. 5

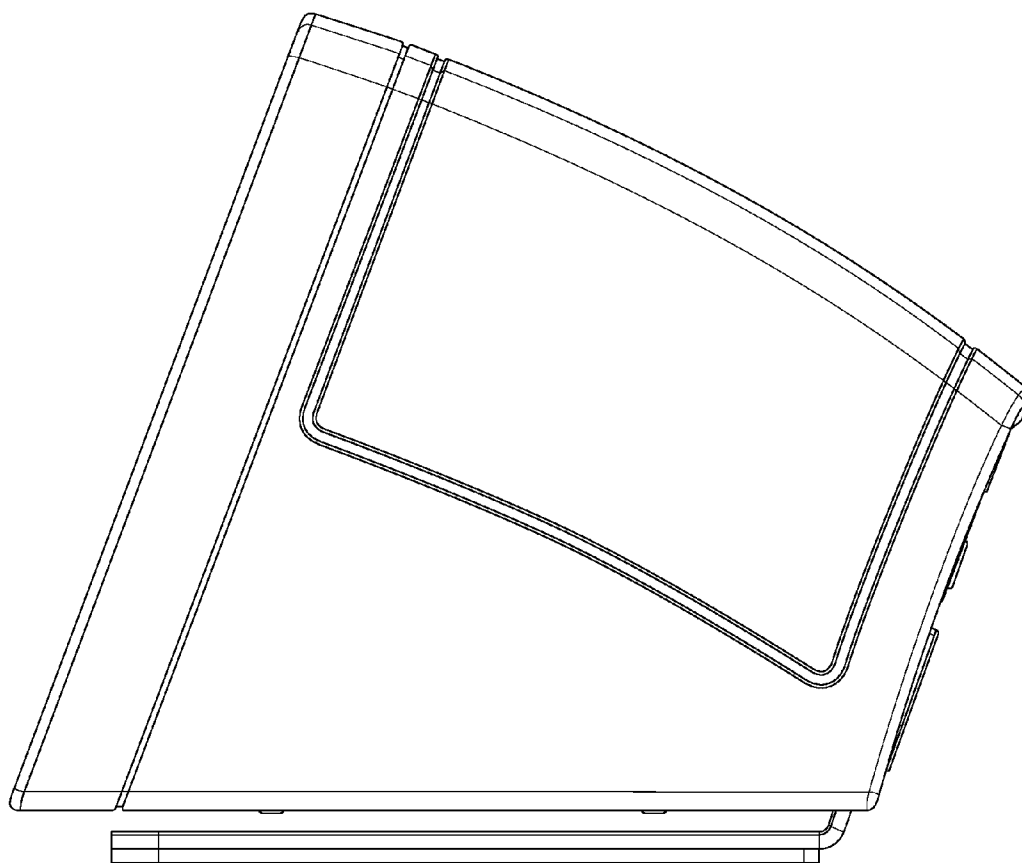


FIG. 6

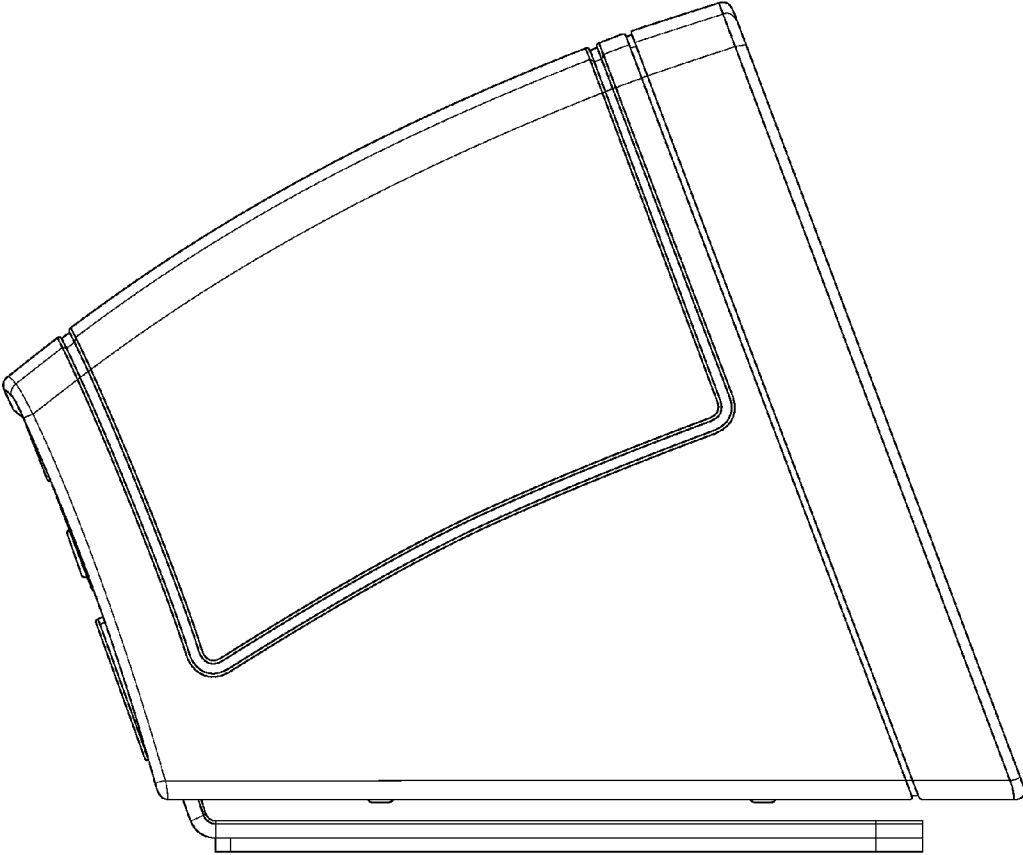


FIG. 7