

(No Model.)

M. C. WILLIAMS.  
BURIAL CASKET.

No. 453,684.

Patented June 9, 1891.

Fig. 1.

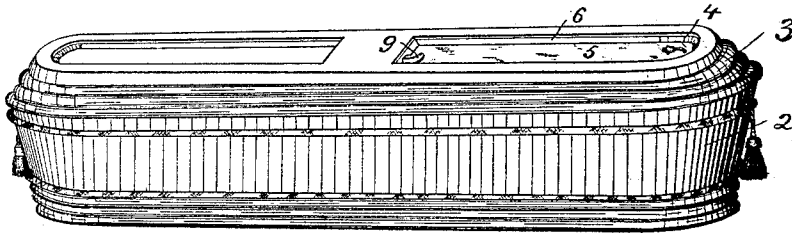


Fig. 2.

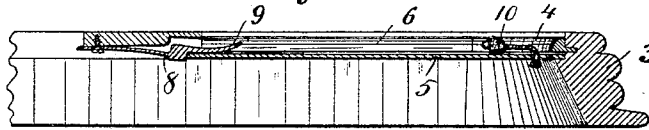


Fig. 6.

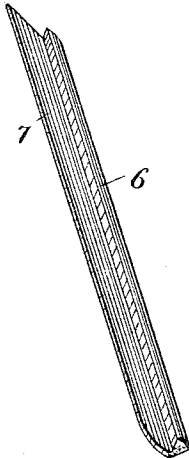


Fig. 3.

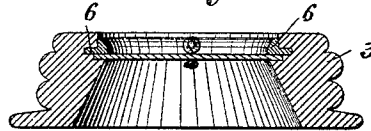


Fig. 4.

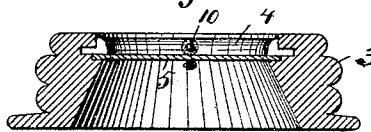
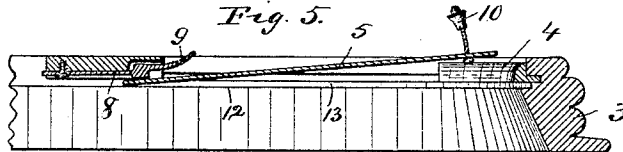


Fig. 5.



Witnesses.

J. Jessen.  
a. m. garbille

Inventor

Martin C. Williams.

By Paul & Merwin atty's

# UNITED STATES PATENT OFFICE.

MARTIN C. WILLIAMS, OF MINNEAPOLIS, MINNESOTA.

## BURIAL-CASKET.

SPECIFICATION forming part of Letters Patent No. 453,684, dated June 9, 1891.

Application filed December 31, 1888. Serial No. 295,020. (No model.)

### *To all whom it may concern:*

Be it known that I, MARTIN C. WILLIAMS, of Minneapolis, in the county of Hennepin and State of Minnesota, have invented certain new and useful Improvements in Burial-Caskets, of which the following is a specification.

My invention relates to improvements in means for removing and adjusting the glass in the lid of the casket; and it consists, generally, in the combination and arrangement hereinafter described, and particularly pointed out in the claim.

In the drawings which form a part of this specification, Figure 1 is a perspective view of a burial-casket with my improvement adapted thereto. Fig. 2 is a longitudinal section through a portion of the lid, showing the glass in position. Fig. 3 is a cross-section through the lid. Fig. 4 is a similar cross-section with the retaining-strips removed. Fig. 5 is a longitudinal section of a portion of the lid, showing the glass partially removed. Fig. 6 is a perspective view of one of the retaining-strips.

In the drawings, 2 represents the body or case of the casket, upon which the lid 3 is secured in the ordinary manner. The lid 3 is provided at its upper or head end with an opening to receive a removable glass plate 6, the opening being made so as to form a shoulder 12 entirely around it and upon which the glass may rest. Directly above the shoulder 12 and in the lid 3 is formed the rabbeted groove 13, having its bottom side flush with the top side of the glass when resting in place upon the shoulder 12. The upper or head end of the lid 3 is preferably provided with a glass stop or molding 4, which extends across the opening in the said lid, and under this stop and between it and the lid a recess is formed for the reception of the upper portion of the glass 5. Retaining-strips 6 are preferably placed at each side of the opening for the glass. These strips are preferably formed with a tongue or projection 7, arranged to fit in a groove or recess which is rabbeted into the lid. The lower ends of the strips 6 are preferably mitered to form a joint with the molding at the lower portion of the glass and are arranged to make a square joint at the upper end with the stop 4, so that when the strips are in place a continuation of the said

stop will be formed about the opening. A spring-catch 8 is preferably secured to the under side of the lid and is arranged to engage the glass at the bottom and hold it in its proper position and prevent its longitudinal movement, whereby it may become disengaged from the stop 4. The catch 8 is preferably provided with a handle 9, which extends outward above the glass, in order that the said catch may be raised out of contact when the glass is to be removed. A cord and button 10 may be arranged at the top of the glass, in order that it may be raised and conveniently removed.

The operation of my device is as follows: To remove the glass from the lid 3, the stops or retaining-strips 6 are first removed from the recesses in which they are held. The spring-catch 8 is then raised and the glass is forced toward the foot of the casket until the upper end is free from the stop 4. The upper end of the glass is then raised, and when in this position can be carried forward or drawn out of the opening. To replace the glass, it is laid into the groove formed between the retaining-strips and the lid of the casket. The spring 8 is raised by the handle 9, and the glass forced downward to the position as shown in Fig. 5. The glass is forced downward toward the foot of the casket until it drops flat on the groove or run. The glass is then drawn back toward the head of the casket until the spring-catch 8 drops into place at the foot of the glass. The retaining-strips are then replaced and the glass is securely and firmly held to the lid.

The advantages which I gain by my improvement in providing an easily-removable glass are, first, in cleaning, and the glass can be removed, cleaned, and replaced in much less time than a glass secured to the lid, and it is impossible to thoroughly clean the glass while secured to the lid without soiling or marring the covering; second, in replacing a broken glass.

In the ordinary construction removing and replacing the strips from the outside cause them to be marred, and if the glass is arranged to be removed from the inside of the lid it will require the removal of the inside lining at a considerable loss of time and labor, whereas with my device the strips can be removed

and replaced any number of times without detriment.

I claim as my invention—

5 lid 3, having an opening therein with a removable glass adapted to fit said opening, the shoulder 12, extending around the sides of said opening in said lid and upon which said  
 10 plate of glass is adapted to rest in a flat position, the permanent stop 4, adapted to close over the end of said glass when in position on the shoulder 12, the spring-catch 8, provided with the shoulder adapted to engage  
 15 the rear end of said glass plate, said spring adapted to constantly press down and being provided with the handle 9, by means of which the force of the spring 8 may be overcome and

the shoulder thereof disengaged from said glass plate, the separate removable stops 6, and the rabbets 13, adapted to receive the 20 portions 7 of the stops, whereby when the stops 6 are removed and the handle 9 pulled up the glass plate may be pushed back a short distance to disengage the forward end thereof 25 from the stop 4 and then entirely withdrawn from the opening in the casket-lid, substantially as shown and described.

In testimony whereof I have hereunto set my hand this 26th day of July, 1888.

MARTIN C. WILLIAMS.

In presence of—

R. H. SANFORD,  
 A. C. PAUL.