



US00D345877S

United States Patent [19]

[11] Patent Number: **Des. 345,877**

Brandenburg

[45] Date of Patent: **** Apr. 12, 1994**

[54] **DUAL CARTRIDGE LIQUID SOAP DISPENSER**

[75] Inventor: **Allen E. Brandenburg**, Austin, Tex.

[73] Assignee: **Scott Paper Company**, Delaware County, Pa.

[*] Notice: The portion of the term of this patent subsequent to Apr. 5, 2008 has been disclaimed.

[**] Term: **14 Years**

[21] Appl. No.: **866,610**

[22] Filed: **Apr. 10, 1992**

[52] U.S. Cl. **D6/545**

[58] Field of Search **D6/542-545;**
222/94, 105, 129, 135, 156, 173, 180-181, 185,
630-631; 221/282-286

[56] References Cited

U.S. PATENT DOCUMENTS

D. 246,338 11/1977 Jespersion D6/545

D. 253,441	11/1979	Tucker	D6/545
D. 279,530	7/1985	vonBuelow	D6/545
D. 285,272	8/1986	Bunschoten et al.	D6/545
D. 312,184	11/1990	De Luca et al.	D6/542 X
D. 322,377	12/1991	Fender	D6/545
4,164,306	8/1979	Perrin	222/181

Primary Examiner—Brian N. Vinson

Attorney, Agent, or Firm—M. G. Bocchetti; J. W. Kane, Jr.

[57] CLAIM

The ornamental design for a dual cartridge liquid soap dispenser, as shown and described.

DESCRIPTION

FIG. 1 is a perspective view of dual cartridge liquid soap dispenser showing my new design;

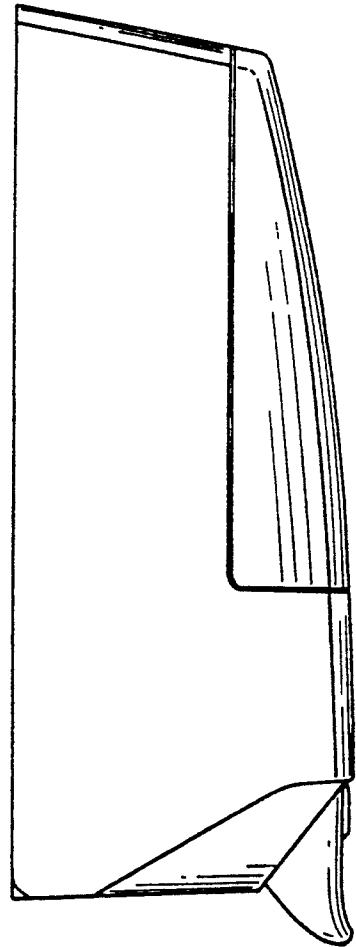
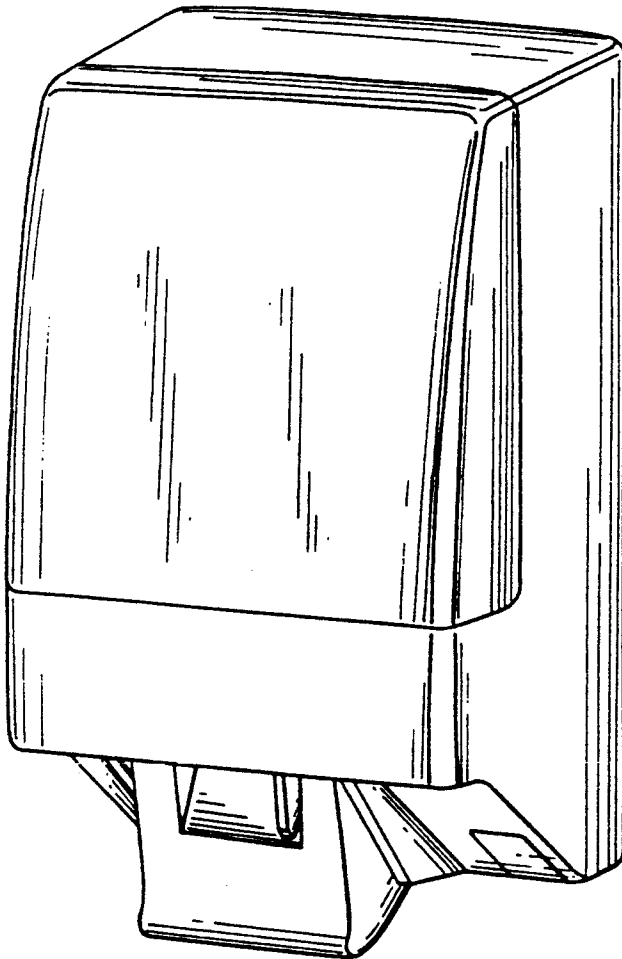
FIG. 2 is a front elevation thereof;

FIG. 3 is a left side elevation thereof, the right side elevation being a mirror image thereof;

FIG. 4 is a top plan view thereof;

FIG. 5 is a bottom plan view thereof; and,

FIG. 6 is a rear elevation thereof.



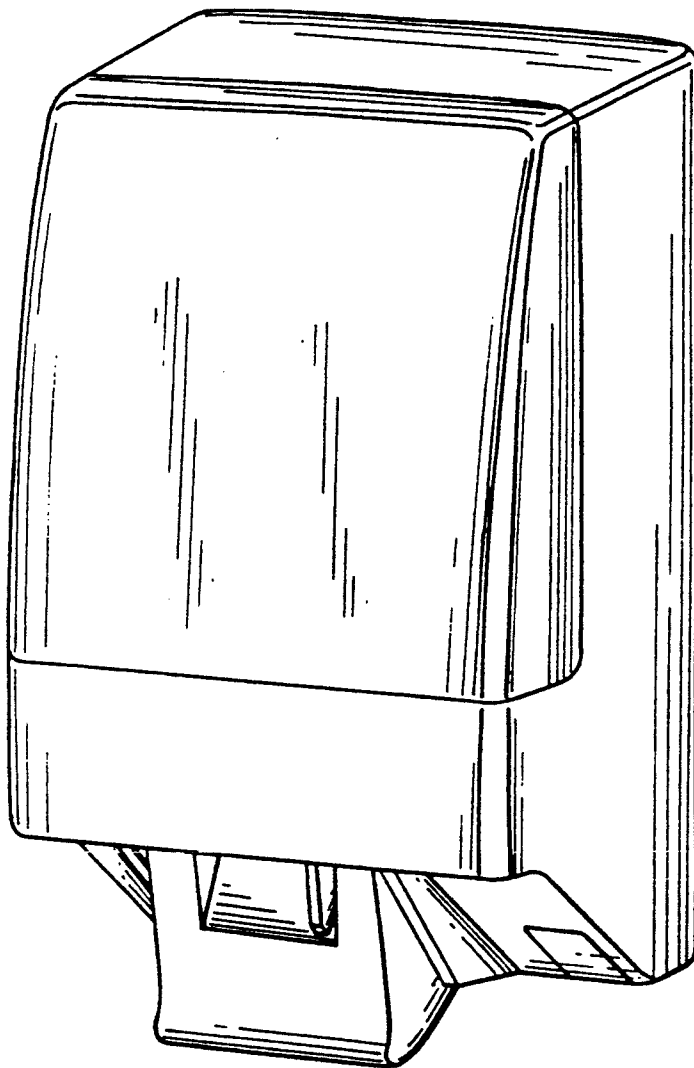


FIG. 1

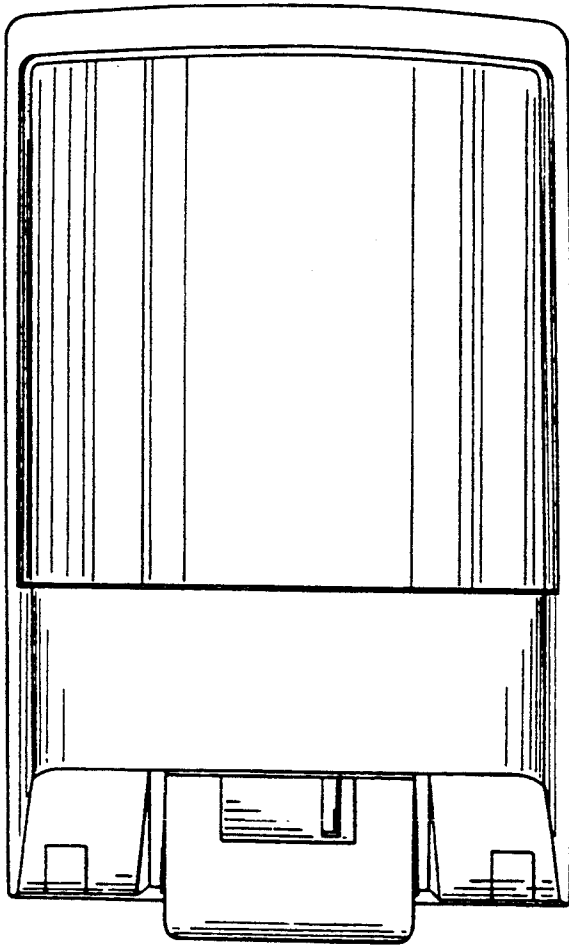


FIG. 2

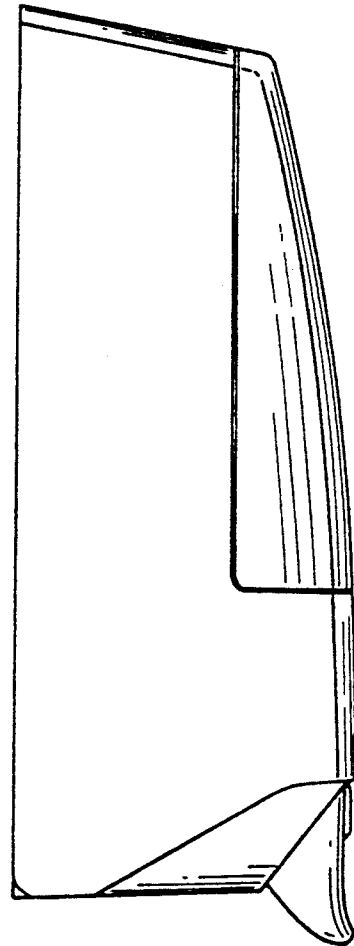


FIG. 3

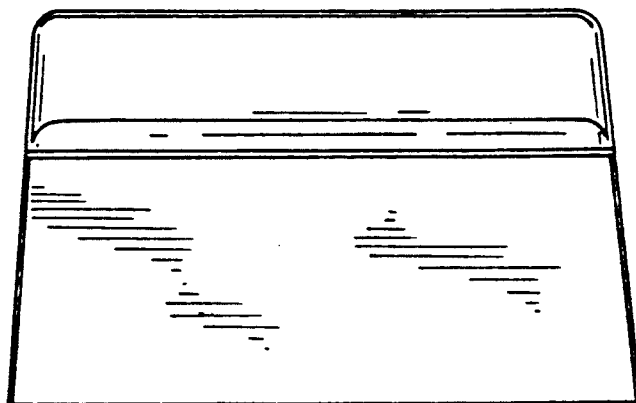


FIG. 4

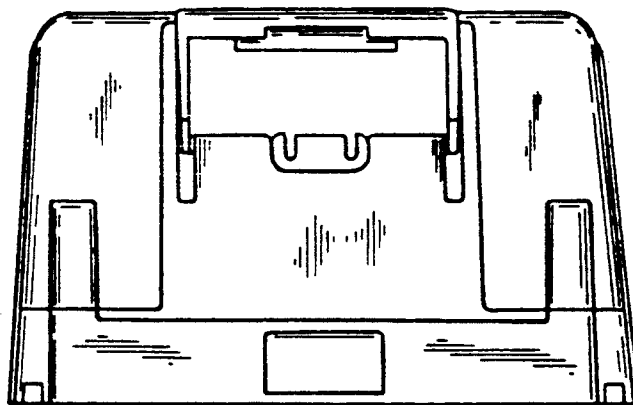


FIG. 5

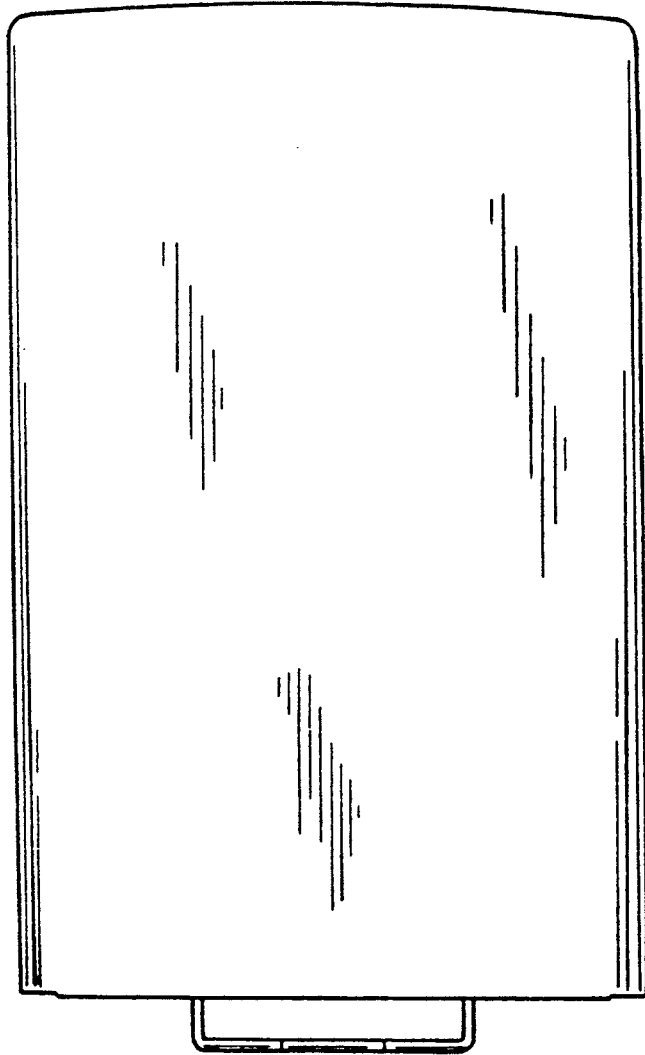


FIG. 6