

DANIEL D. MARTIN.

Improvement in Coffee Roasters.

No. 121,292.

Patented Nov. 28, 1871.

Fig. 1

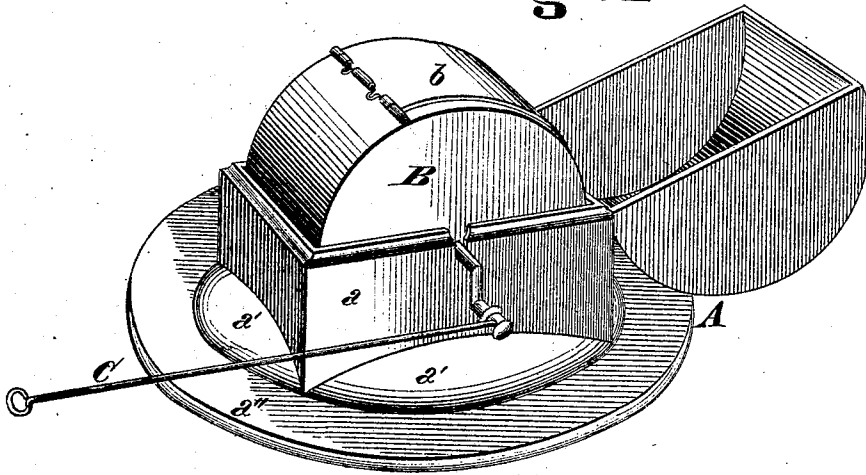


Fig. 2

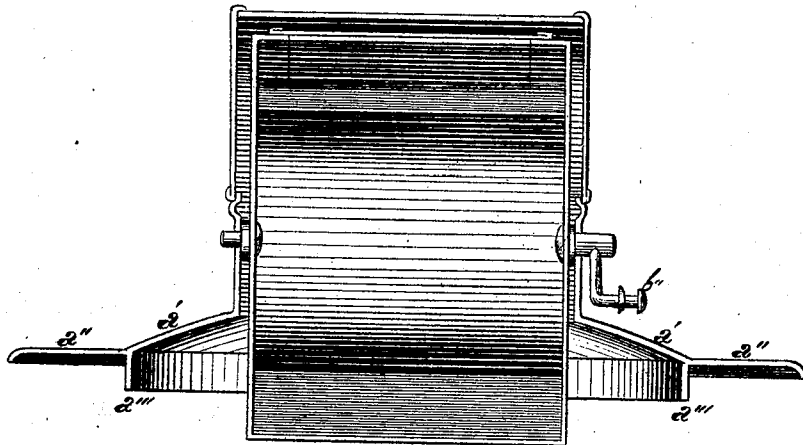
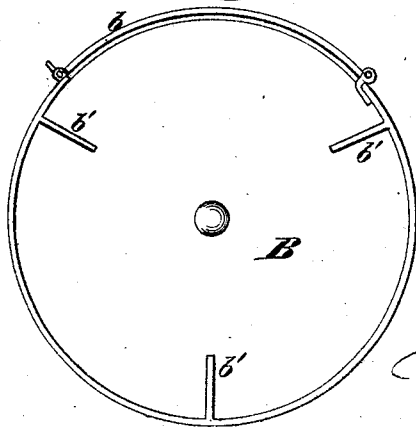


Fig. 3



Attest
Henry Millward
Eliza Dayman

Inventor
Daniel D. Martin.
By *H. Millward*
Attorney

UNITED STATES PATENT OFFICE.

DANIEL D. MARTIN, OF CINCINNATI, OHIO.

IMPROVEMENT IN COFFEE-ROASTERS.

Specification forming part of Letters Patent No. 121,292, dated November 28, 1871.

To all whom it may concern:

Be it known that I, DANIEL D. MARTIN, of Cincinnati, Hamilton county, State of Ohio, have invented certain new and useful Improvements in Coffee-Roasters, of which the following is a specification:

My invention consists in the provision on the lower part of the case, which incloses and sustains the revolving coffee-cylinder, of a widely-projecting horizontal flange and downwardly-projecting annular flange, by which the apparatus is adapted to fit varying sizes of stove openings.

Figure 1 is a perspective view of my improved coffee-roaster. Fig. 2 is a cross-section of the case and cylinder through the axis of the revolving cylinder. Fig. 3 is a section through the revolving cylinder at right angles to the axis.

A is the exterior case, and B the revolving cylinder for containing the coffee. The case is divided horizontally a little above the cylinder axis, the upper part being hinged to fold back to permit of the introduction of coffee to the cylinder and the removal bodily of the cylinder from the case. The lower part of the case consists of the rectangular portion *a* fitting the cylinder, the crowning or concavo-convex portion *a'*, the widely-projecting flange *a''*, and the downwardly-projecting flange or ring *a'''*. The flange *a''* in connection with the flange *a'''* serve to enable the roaster to fit any size stove opening, the flange *a'''* preventing the uncovering of the opening in the stove when the roaster is drawn to-

ward the operator. A bale or wire may be attached to the case to steady it while the cylinder is being revolved, the bail or wire being held in the hand a short distance from the roaster. The cylinder B is provided with a gate, *b*, either hinged or sliding, to permit the introduction and removal of the coffee. It is also fitted inside with centrally-projecting blades *b'*, which are designed to cause a thorough mixing of the coffee (during the operation of roasting) by turning the collection of berries over and over. The cylinder is journaled in the case A in the manner shown, and has a crank, *b''*, attached, by which, with or without the use of a rod or pitman, C, it may be rotated. When the cylinder is in place in the case the portion *a'* of the case projects so far above the stove top that a great amount of the surface of the cylinder both on the periphery and on the sides is exposed to the direct heat from the stove.

I claim—

The herein-described case *a* for supporting and inclosing the coffee-cylinder, constructed with widely-projecting flange *a''*, concavo-convex projections *a'*, and downward projection *a'''*, as and for the purpose specified.

In testimony of which invention I have heretofore set my hand.

DANIEL D. MARTIN.

Witnesses:

D. D. MORRIS,
H. LUCIEN DRIVER.

(154)